

COMPREHENSIVE ANNUAL FINANCIAL REPORT

FOR THE FISCAL YEAR ENDING SEPTEMBER 30, 2016



LEON COUNTY, FLORIDA



PEOPLE FOCUSED. PERFORMANCE DRIVEN.

INTRODUCTORY SECTION

Leon County, Florida



Comprehensive Annual Financial Report For The Fiscal Year Ended September 30, 2016

Prepared by the Clerk of the Circuit Court and Comptroller
Department of Finance

TABLE OF CONTENTS

I. INTRODUCTORY SECTION

Title Page	<i>i</i>
Table of Contents	<i>ii</i>
Principal Officers	<i>v</i>
Organizational Charts	<i>vi</i>
Letter of Transmittal	<i>xii</i>
Statement of Responsibility	<i>xxi</i>
Certificate of Achievement for Excellence in Financial Reporting.....	<i>xxii</i>

II. FINANCIAL SECTION

Independent Auditors' Report	1
Management’s Discussion and Analysis	4

Basic Financial Statements:

Government-wide Financial Statements:

Statement of Net Position	15
Statement of Activities.....	16

Fund Financial Statements:

Governmental Fund Financial Statements:

Balance Sheet – Governmental Funds	18
Reconciliation of the Balance Sheet of Governmental Funds to the Statement of Net Position	20
Statement of Revenues, Expenditures, and Changes in Fund Balances – Governmental Funds	21
Reconciliation of the Statement of Revenues, Expenditures, and Changes in Fund Balances of Governmental Funds to the Statement of Activities.....	23
Statement of Revenues, Expenditures, and Changes in Fund Balances – Budget and Actual for Major Funds with Annually Appropriated Budgets:	
General Fund.....	24
Fine & Forfeiture Fund	25
Grants Fund.....	26
Fire Rescue Services Fund.....	27
Special Assessment Paving Fund	28

Proprietary Fund Financial Statements:

Statement of Net Position – Proprietary Funds	29
Statement of Revenues, Expenses, and Changes in Net Position – Proprietary Funds.....	30
Statement of Cash Flows – Proprietary Funds.....	31

Fiduciary Fund Statement:

Statement of Fiduciary Net Position – Agency Funds.....	33
---	----

Notes to Financial Statements.....	34
------------------------------------	----

Required Supplementary Information:	
Proportionate Share of Net Pension Liability –	
Florida Retirement System	102
Schedule of Contributions – Florida Retirement System	103
Proportionate Share of Net Pension Liability –	
Health Insurance Subsidy Program.....	104
Schedule of Contributions - Health Insurance Subsidy Program	105
Schedule of Funding Progress	106
Supplementary Information:	
Combining and Individual Funds Statements and Schedules:	
General Fund Combining Schedules:	
Combining Balance Sheet – General Fund.....	107
Combining Schedule of Revenues, Expenditures, and Changes in Fund	
Balances – General Fund	109
Nonmajor Governmental Funds:	
Combining Balance Sheet – Nonmajor Governmental Funds.....	111
Combining Statement of Revenues, Expenditures, and Changes in	
Fund Balances – Nonmajor Governmental Funds	112
Nonmajor Special Revenue Funds:	
Descriptions	113
Combining Balance Sheet - Nonmajor Special Revenue Funds.....	116
Combining Statement of Revenues, Expenditures, and Changes in	
Fund Balances – Nonmajor Special Revenue Funds.....	121
Schedule of Revenues, Expenditures, and Changes in Fund Balances –	
Budget and Actual for Nonmajor Special Revenue Funds.....	126
Nonmajor Debt Service Funds:	
Descriptions	149
Combining Balance Sheet – Nonmajor Debt Service Funds.....	150
Combining Statement of Revenues, Expenditures, and Changes in	
Fund Balances – Nonmajor Debt Service Funds	151
Schedule of Revenues, Expenditures, and Changes in Fund Balances –	
Budget and Actual for Debt Service Funds	152
Nonmajor Capital Project Funds:	
Descriptions	157
Combining Balance Sheet – Nonmajor Capital Project Funds.....	159
Combining Statement of Revenues, Expenditures, and Changes in	
Fund Balances – Nonmajor Capital Project Funds.....	161
Schedule of Revenues, Expenditures, and Changes in Fund Balances –	
Budget and Actual for Capital Project Funds	163
Nonmajor Proprietary Funds:	
Internal Service Funds:	
Descriptions	173
Combining Statement of Net Position – Internal Service Funds.....	174
Combining Statement of Revenues, Expenses, and Changes in	
Fund Net Position – Internal Service Funds	175
Combining Statement of Cash Flows – Internal Service Funds	176

Trust and Agency Fiduciary Funds:	
Descriptions	178
Combining Statement of Fiduciary Net Position – Agency Funds.....	179
Combining Statement of Changes in Fiduciary Assets and Liabilities – Agency Funds	180

III. STATISTICAL INFORMATION

See Statistical Section for Table of Contents

LEON COUNTY, FLORIDA

PRINCIPAL OFFICERS

BOARD OF COUNTY COMMISSIONERS

John E. Dailey – **Chairman** - District 3
Nick Maddox – **Vice Chairman** - At-Large
William G. (Bill) Proctor, Jr. - District 1
Jimbo Jackson - District 2
John E. Dailey - District 3
Bryan Desloge - District 4
Kristin Dozier - District 5
Mary Ann Lindley – At-Large

COUNTY ADMINISTRATOR

Vincent S. Long

COUNTY ATTORNEY

Herbert W.A. Thiele

TAX COLLECTOR

Doris Maloy

SHERIFF

Walt McNeil

PROPERTY APPRAISER

Akin Akinyemi

SUPERVISOR OF ELECTIONS

Mark Early

CLERK OF THE CIRCUIT COURT AND COMPTROLLER

AND

CLERK TO BOARD OF COUNTY COMMISSIONERS

Gwen Marshall

DIRECTOR OF FINANCE

Kimberly Ferrell, CPA, CGFO

ASST FINANCE DIRECTOR

Jordan Steffens, CPA, CPM

Leon County Government Organization Chart

People Focused. Performance Driven.



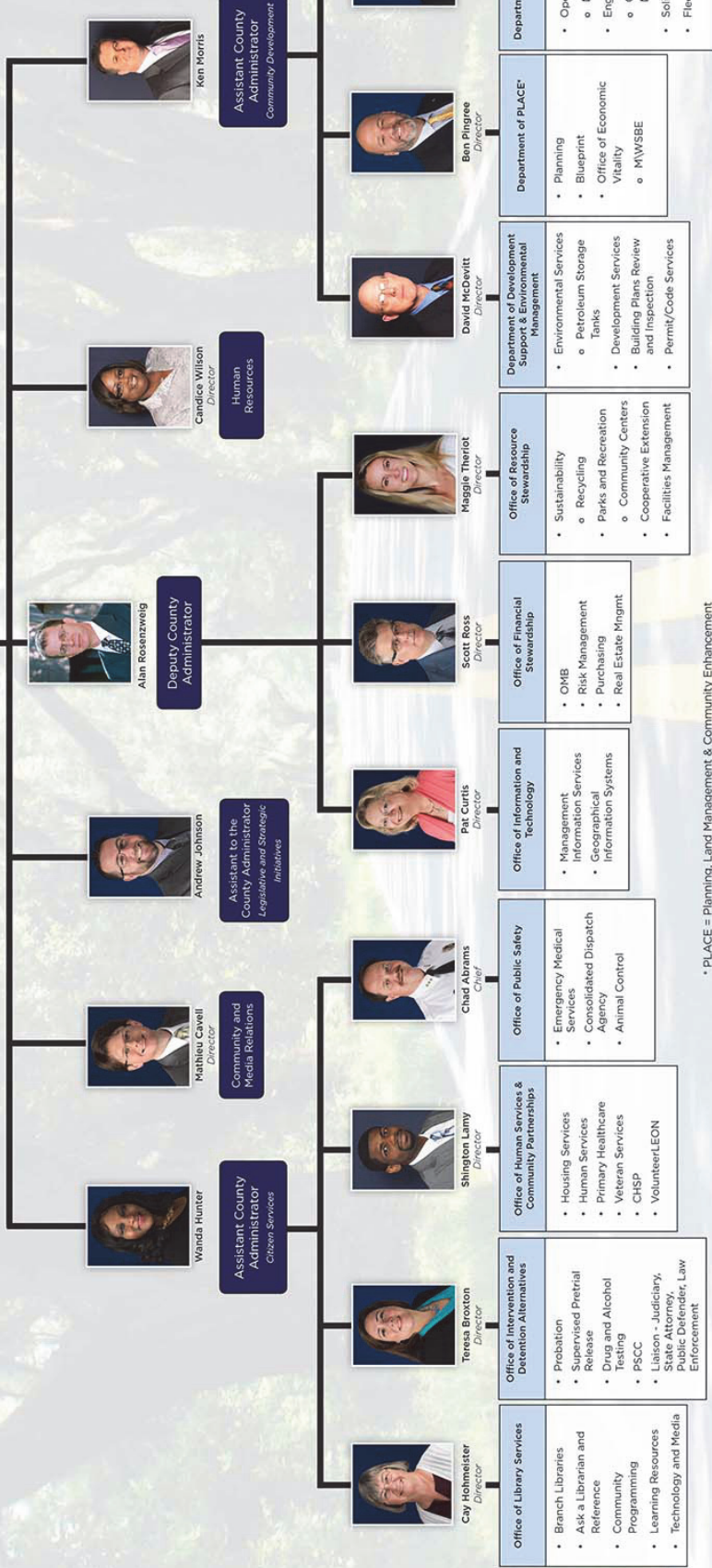
- County Elected**
- Judicial
 - Clerk of the Court Circuit and Comptroller
 - Property Appraiser
 - Supervisor of Elections
 - Tax Collector
 - Sheriff
 - Emergency Management

Citizens of Leon County

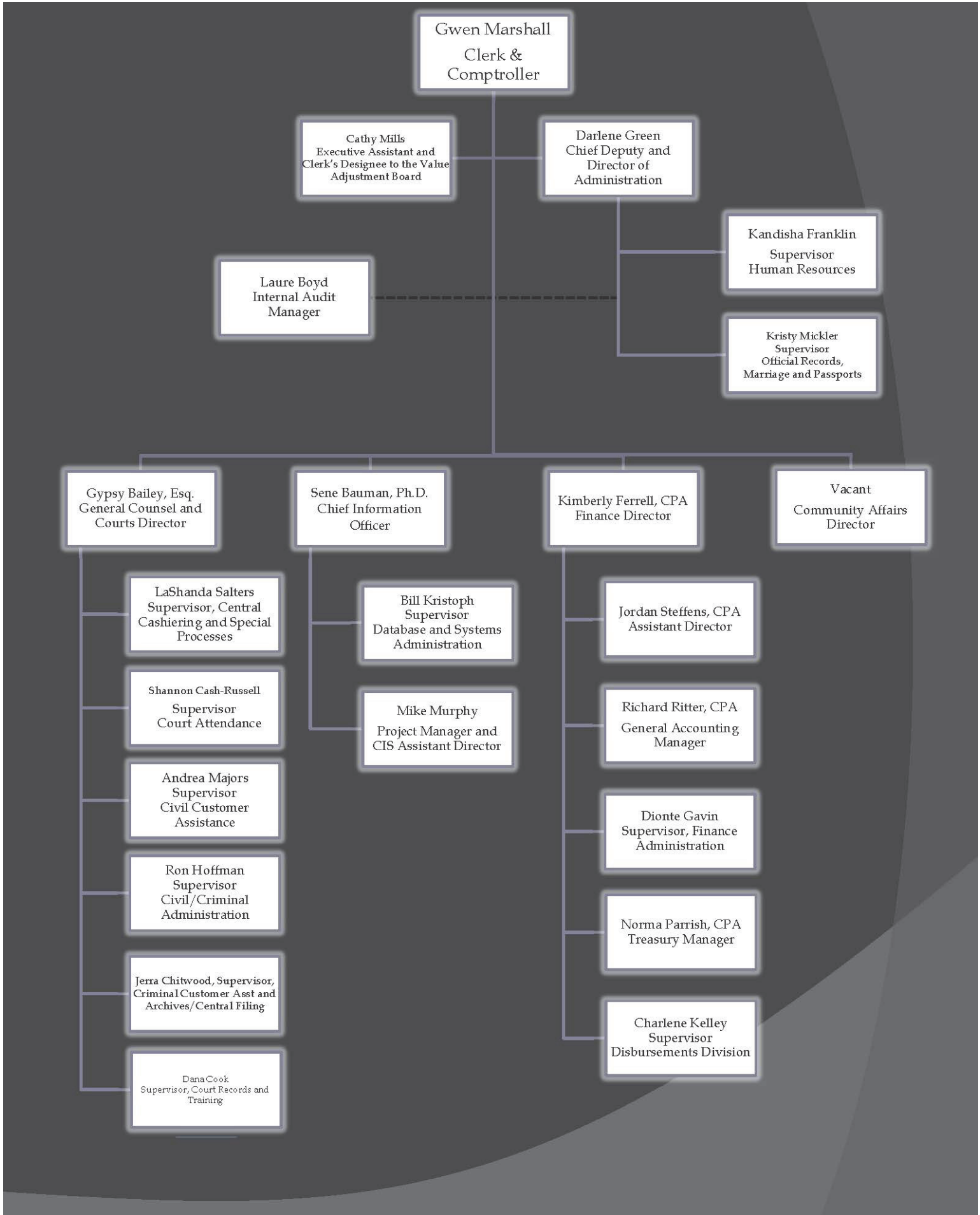


Board of County Commissioners

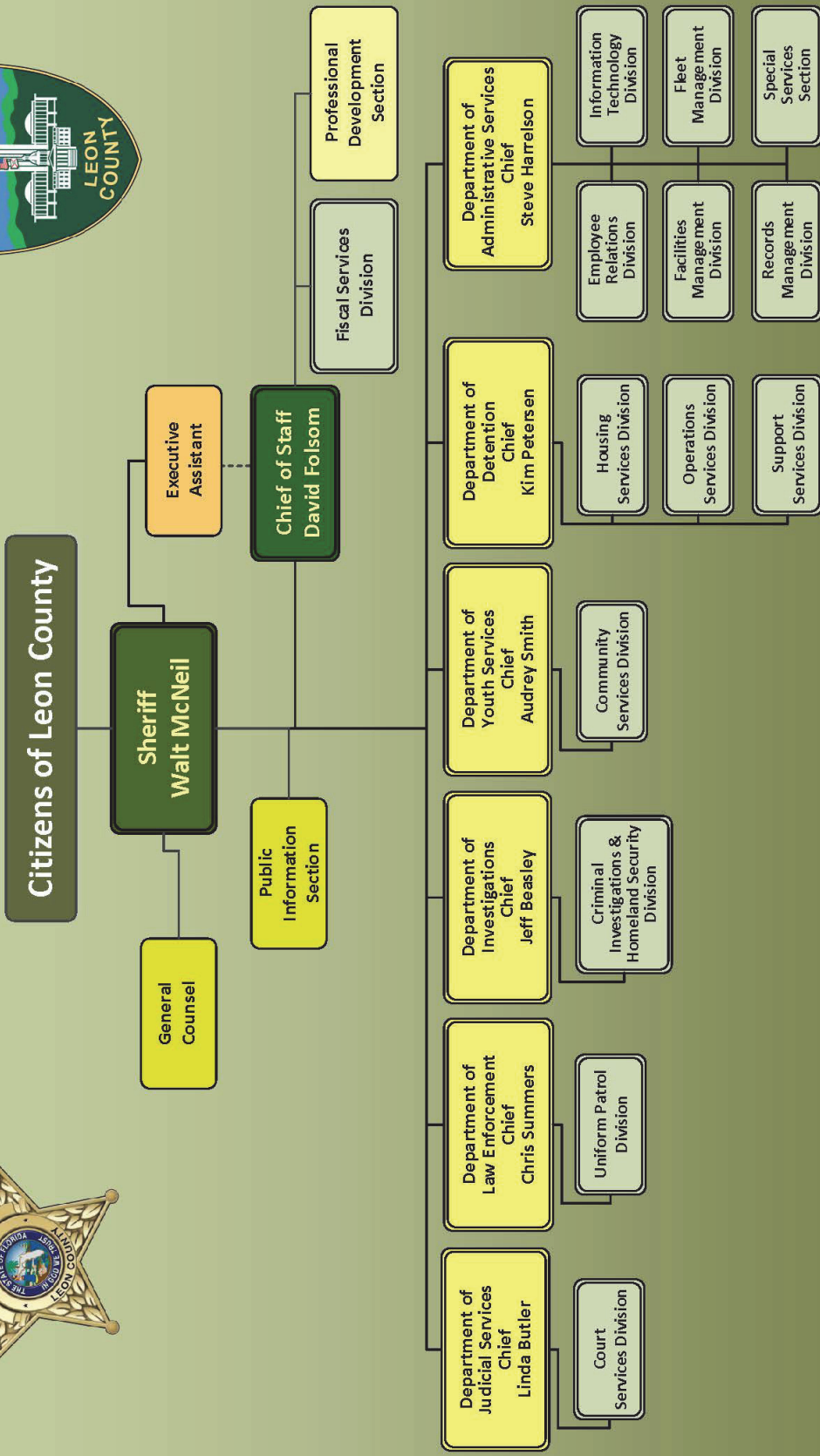
- County Attorney**
Herbert W. A. Thiele
- County Administrator**
Vincent S. Long

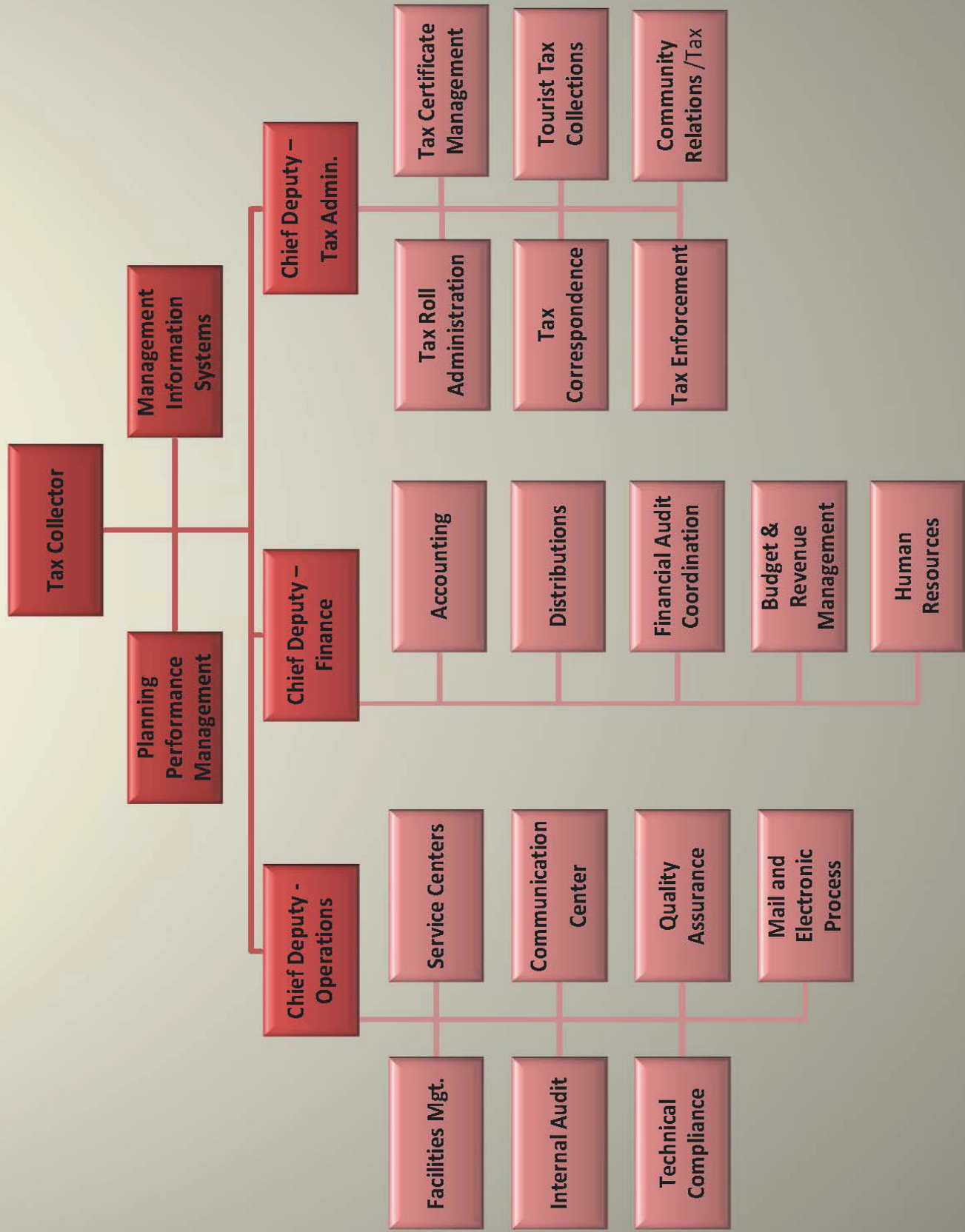


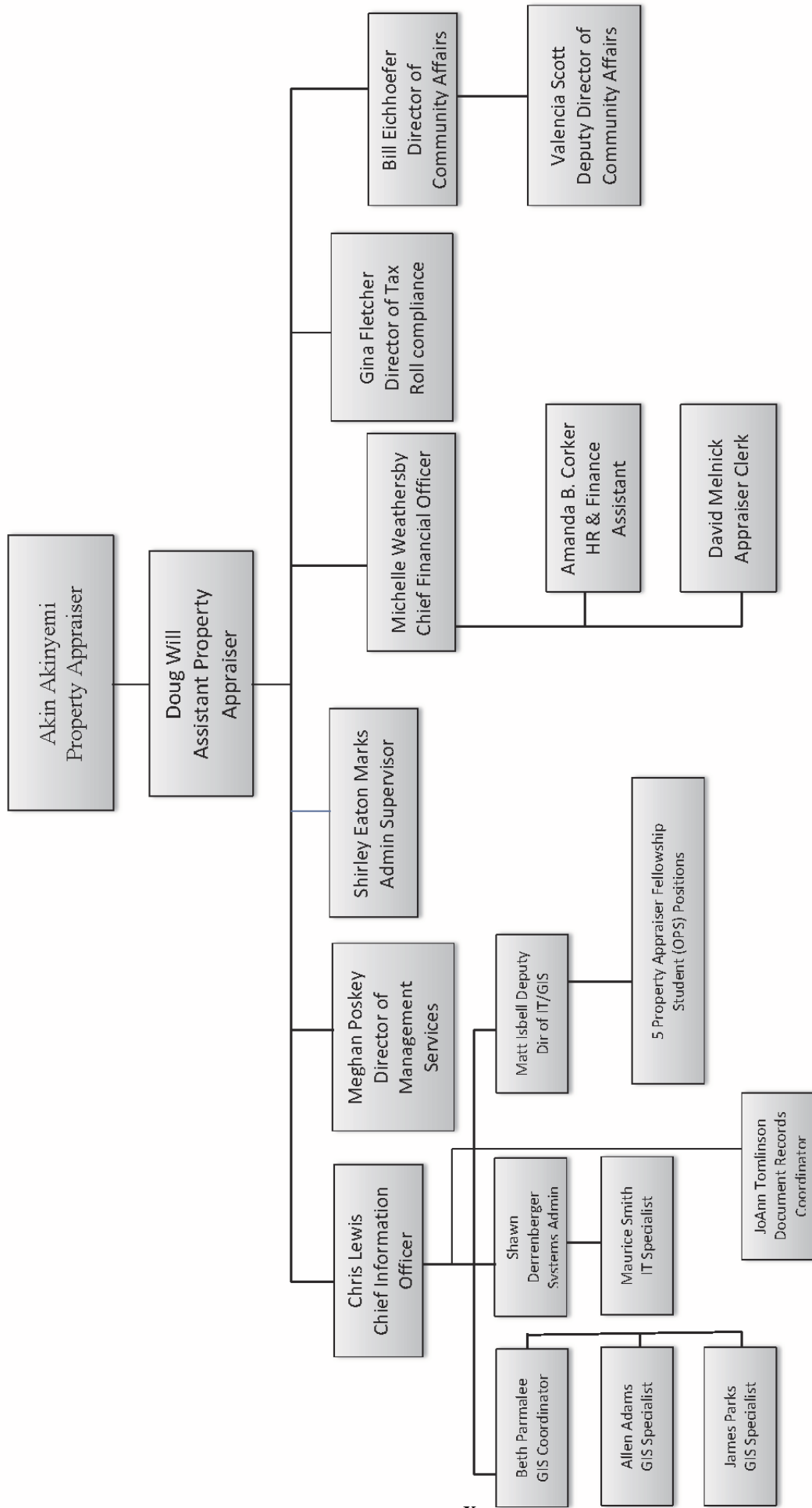
* PLACE = Planning, Land Management & Community Enhancement



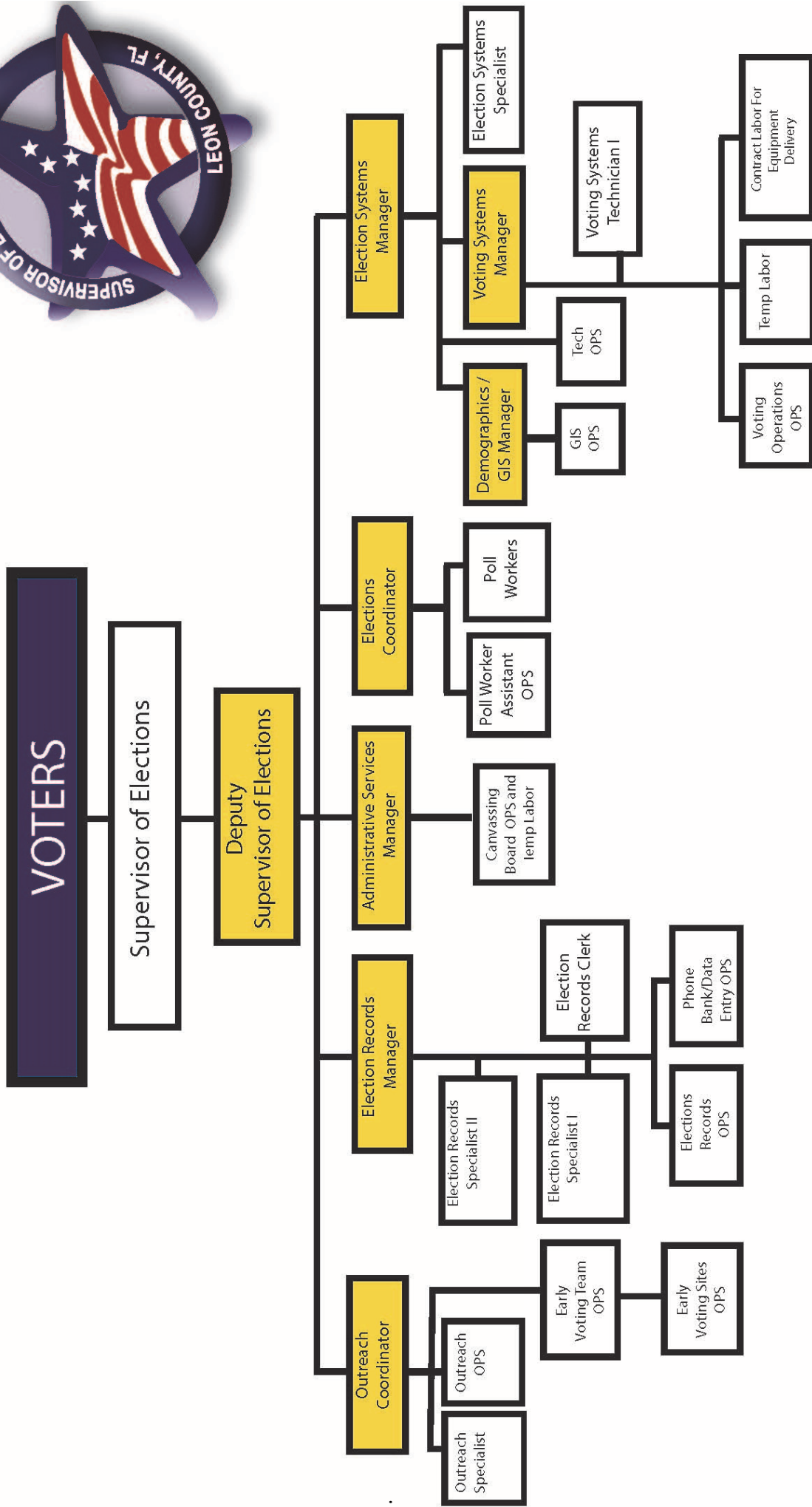
Leon County Sheriff's Office Main Organizational Chart







Supervisor of Elections, Leon County





THE HONORABLE
GWEN MARSHALL

CLERK OF THE CIRCUIT COURT AND COMPTROLLER

CLERK OF COURTS • COUNTY COMPTROLLER • AUDITOR • TREASURER • RECORDER

April 10, 2017

To the Honorable Board of County Commissioners
and to the Citizens of Leon County
Leon County, Florida

The Comprehensive Annual Financial Report (CAFR) of Leon County (the County) for the fiscal year ended September 30, 2016 is respectfully submitted. State law requires that a complete set of financial statements be published within nine months of the fiscal year end and presented in conformance with Generally Accepted Accounting Principles (GAAP) as applicable to governmental entities and audited in accordance with generally accepted auditing standards by licensed independent certified public accountants. This report is being issued in fulfillment of these statutory requirements.

This report was prepared by the Finance Department of the Clerk of the Circuit Court and Comptroller (as part of the Clerk's legally prescribed duties as the Chief Financial Officer of the County); as such the Clerk and her staff are responsible for the contents of this CAFR. We believe the financial and statistical information presented is accurate in all material respects, and is set forth in a manner designed to present fairly the financial position and results of operations of the County as measured by the financial activity of its various funds. The report contains all of the disclosures necessary to enable the reader to gain the maximum understanding of the County's financial affairs.

The County established a comprehensive internal control framework to provide reasonable but not absolute assurance that assets are safeguarded against loss from unauthorized use or disposition and to ensure that the financial records used for preparing financial statements and maintaining accountability for assets are reliable. The concept of reasonable assurance recognizes that the cost of controls should not exceed the benefits likely to be derived, and that the evaluation of costs and benefits requires judgments and estimates by management. All internal control evaluations occur within the above framework. We believe that the County's internal controls adequately safeguard assets and provide reasonable assurance that financial transactions are properly recorded.

In compliance with the laws of the State of Florida, the County's independent auditors, Thomas Howell Ferguson P.A. and Law, Redd, Crona & Munroe P.A., have audited the financial statements through a joint venture. Both firms are certified public accountants licensed by the State of Florida. In addition to meeting the requirements set forth in state statutes, the audit was also designed to meet the requirements of the Federal Single Audit Act and the related U.S. Office of Management and Budget's Circular A-133 and the state

WWW.CLERK.LEON.FL.US

PHONE: 850.606.4000 • 301 SOUTH MONROE STREET, #100 • TALLAHASSEE, FLORIDA 32301

To the Honorable Board of County Commissioners
and to the Citizens of Leon County
April 10, 2017

Single Audit Act as defined in Florida Statutes 215.97. Auditing standards generally accepted in the United States of America and the standards set forth in the General Accounting Office's Government Auditing Standards were used by the auditors in conducting the engagement.

The audit was performed to provide reasonable assurance that the financial statements are free of material misstatement for the fiscal year ended September 30, 2016. The audit involved examining, on a test basis, evidence supporting the amounts and disclosures in the financial statements; assessing the accounting principles used and significant estimates made by management; and evaluating the overall financial statement presentation. The independent auditors concluded, based upon the audit, that there was a reasonable basis for rendering an unmodified opinion and that the County's financial statements for the fiscal year ended September 30, 2016, are fairly presented in conformity with GAAP. The independent auditors' report is presented as the first component of the financial section of this report.

The independent audit of the financial statements was part of a broader, federally and state mandated "Single Audit" designed to meet the special needs of federal and state grantor agencies. The standards governing Single Audit engagements require the independent auditor to report not only on the fair presentation of the financial statements, but also on the audited government's internal controls and compliance with legal requirements, with special emphasis on internal controls and legal requirements involving the administration of federal and state awards. These reports are available in a separately issued Single Audit Report. The Comprehensive Annual Financial Report contains three major sections: Introductory, Financial, and Statistical.

The Introductory Section, which is unaudited, is designed to give the reader some basic background about the governmental unit as a whole. This letter of transmittal will present a brief overview of the County's structure and services, a discussion of the County's financial condition as well as County awards and acknowledgements indicative of the quality of the County's financial management.

GAAP requires that management provide a narrative introduction, overview and analysis to accompany the basic financial statements in the form of the Management's Discussion and Analysis (MD&A). This letter of transmittal is designed to complement the MD&A and should be read in conjunction with it. Leon County's MD&A can be found in the financial section following the Independent Auditors' Report.

To the Honorable Board of County Commissioners
and to the Citizens of Leon County
April 10, 2017

County Services and Reporting Entity

Leon County was created by the Territorial Legislature on December 29, 1824, and was named for Juan Ponce de Leon, the Spanish explorer who gave Florida its name. Encompassing 702 square miles, it is bordered to the north by the State of Georgia and is less than 20 miles from the Gulf of Mexico. It is the home of the State Capital (Tallahassee), and the home of Florida State University, Florida A&M University, and Tallahassee Community College. It should be noted that the Apalachicola National Forest and 290,000 acres of commercial forest occupy approximately one fourth of Leon County. Leon County is a political subdivision of the State of Florida. During the November 2002 elections, the voters of Leon County approved a referendum adopting a Charter for the County. The Charter affords the same powers to its officials as prescribed in the Florida Constitution.

The County operates under a council/manager form of government, with a governing board consisting of seven county commissioners. The County is divided into five geographical districts, with five of the seven commissioners elected from one of each of these separate districts.

Two commissioners are elected at large. In addition to the Board of County Commissioners, there are five elected constitutional officers performing specifically designated governmental functions: Clerk of the Circuit Court and Comptroller, Property Appraiser, Sheriff, Supervisor of Elections, and Tax Collector.

The Leon County Board of County Commissioners (the Board) exercises a varying degree of budgetary control, but not administrative control, over the activities of the constitutional officers. During fiscal year 2015-16, the Property Appraiser, Sheriff, and Supervisor of Elections each operated their respective offices as budget officers with funding provided by the Board in the form of operating subsidies. Any revenues collected by these offices are remitted to the Board and recorded as County revenues.

The Tax Collector operates her office as a fee officer. The Clerk of the Circuit Court and Comptroller operates a portion of her office as a budget officer, with the remainder being operated as a fee officer. Fee officers are authorized to retain revenues generated within their offices for the purpose of funding their cost of operations. The Clerk of the Circuit Court and Comptroller serves as Clerk to the Board of County Commissioners and Controller for all board fiscal duties and is funded by the county for these functions. She is also Clerk of the Circuit and County Court, which is funded by court related costs, fines, and fees collected by the Clerk. The budget for the Tax Collector is approved by the Department of Revenue while the Clerk of Courts Operations Corporation recommends and the state approves the court related budget for the Clerk. If the revenues collected are insufficient to

To the Honorable Board of County Commissioners
and to the Citizens of Leon County
April 10, 2017

fund the Clerk's approved budget, funding from the Clerks Trust Fund, held by the State Department of Revenues, will be transferred.

The primary government includes the Board of County Commissioners, Clerk of the Circuit Court and Comptroller, Property Appraiser, Sheriff, Supervisor of Elections, and Tax Collector. The Leon County Housing Finance Authority is included as a discretely presented component unit.

Formal budgetary integration is used as a management control device during the year for all governmental funds of the County and the Housing Finance Authority. Budgetary control (i.e. the level at which expenditures cannot exceed the appropriated amount) is established at the fund level, pursuant to Section 129.07, Florida Statutes. Budgets for all governmental fund types are adopted on a basis consistent with GAAP. The Director of the Office of Financial Stewardship, on behalf of the County Administrator, is responsible for the preparation of the Board's budget. Leon County has received the Distinguished Budget Presentation Award for the last 26 years. In order to qualify for the Distinguished Budget Presentation Award, the County's budget document was judged to be proficient in several categories, including policy documentation, financial planning, and organization.

The legally adopted total appropriation by fund may only be changed by resolution of the Board. Through agenda items, the Board also approves all budgetary changes greater than \$250,000 within funds. Full authority to transfer budgetary amounts other than these instances is delegated to the County Administrator. When the Board adopts the program budget, it is integrated into the reporting system for management reporting purposes. Budget-to-actual comparisons are provided in the report for each fund for which an appropriated annual budget has been adopted. Original and final budgets for major governmental funds are also provided.

FINANCIAL CONDITION OF THE COUNTY

The information presented in the financial statements is best understood when considered from the broader perspective of the environment in which the County operates. Financial condition reflects the County's existing and future resources and claims on those resources. Information useful in assessing financial condition includes a review of the major initiatives, prospects for the future, a summary of the economic conditions, current and planned County capital projects and acquisitions, cash management and investment practices, and risk management policies. The County's financial condition is strong. The County has a history of prudent fiscal management and of conservatively estimating revenue projections. Prior to 2010, the county had built up significant cash balances and

To the Honorable Board of County Commissioners
and to the Citizens of Leon County
April 10, 2017

reserves in their fund balances. A portion of these were appropriately used to cushion the decline in tax revenues and allow the county to continue to provide quality services while adjusting expenses through a process of examining core services and setting priorities.

Schedule 3 and 4 of the Statistical Section of the CAFR shows the Governmental Funds Fund Balances and Net Changes in Fund Balances. The Financial Statements for FY 2009 was the last year to show an increase in Net Change in Fund Balance. The decreases shown in the Governmental Fund Balances from 2010 thru 2014 were planned decreases at the request of citizens to offset the declines in property values and sales tax revenues. During this period, the fund balance in the Governmental funds declined from \$129,954,638 to \$118,494,715.

During FY 14, Fitch reaffirmed Leon County's strong bond rating of AA and increased the outlook to stable. This rating is a reflection of how well the Board of County Commissioners managed their resources even during the "great recession." The Board's policies maintained adequate reserves and the Board seized the opportunity for lower interest rates by doing bond refundings in FY 11, FY 13, FY14, and FY 15. The FY 16 adopted budget was \$238,553,913, or an increase of 4.4% from the FY 15 budget. This proactive approach by the Board has assured that the County has maintained its strong financial condition.

Major Initiatives

While the County had many accomplishments to report during fiscal year 2015-16, some of the more significant items include:

- Refinancing debt service which will save \$299,958 in FY 2016 and \$585,711 over the two year life of the refinancing;
- Reducing a net of three positions funded by general revenue due to pre-planning and/or the consolidation of duties;
- Providing \$1.5 million to begin implementing the Board's sidewalk priorities;
- Supplying the Sheriff with resources to implement a step pay plan needed to remain competitive in the retention of deputies and correction officers;
- Doubling the recurring revenue transfer to support capital projects from \$1.0 million to \$2.0 million;
- Provided an additional \$952,000 to the Supervisor of Elections to conduct the 2016 Presidential Preference Primary;
- Increasing funding for social service agencies by allocating an additional \$175,000 to the Community Human Service Partnership;

To the Honorable Board of County Commissioners
and to the Citizens of Leon County
April 10, 2017

- Providing preliminary funding to create a permanent facility for the Medical Examiner through the re-use of the former animal/mosquito control garage; and
- Allocating \$100,000 to assist at-risk and disadvantaged youth throughout Leon County

Prospects for the Future

During the development of the FY 2017 adopted budget, the Board instructed staff to consider the slowly improving economic environment with growth in property tax revenues and state sales tax revenues beginning to cover costs of government. This budget focuses on maintaining service levels and capital infrastructure needs. The Board approved a balanced budget using a combination of budget reductions, increased revenues, and the appropriation of fund balance to address a \$2.5 million budget shortfall. As a side note, the County has a history of conservatively estimating revenues, which annually results in a greater than projected fund balance.

The County has developed a process (County LEADS) to evaluate all departments to identify efficiencies and other cost cutting opportunities to mitigate future budget pressures. Examples of FY 2017 budget highlights include:

- Maintaining the millage rate at 8.3144 mills;
- Reducing the use of general revenue fund balance to balance the operating budget by \$1.5 million (from \$4.0 million to \$2.5 million);
- Providing \$2.2 million to continue the implementation of the Board's sidewalk priorities;
- Restoring a stormwater maintenance crew eliminated during the recession to focus on preventive maintenance rather than reactive maintenance at a cost of \$201,000;
- Supplying the Sheriff with resources to implement the second year of a step pay plan needed to remain competitive in the retention of deputies and correction officers;
- Increasing the recurring revenue transfer to support capital projects by \$1.0 million from \$2.0 million to \$3.0 million;
- Increasing funding for social service agencies by allocating an additional \$200,000 to the Community Human Service Partnership;
- Providing \$1.7 million in funding to begin construction of a permanent facility for the Medical Examiner through the re-use of the former animal/mosquito control garage; and
- Funding bus stop construction on North Monroe Street, north of I-10, to enhance transportation along the corridor in the amount of \$75,000.

To the Honorable Board of County Commissioners
and to the Citizens of Leon County
April 10, 2017

With regard to the capital program, the current five-year plan is balanced without the need to borrow through the issuance of additional bonds.

The budget for FY 2017 is balanced without increasing the 8.3144 millage rate with property value growth rates increasing 3.12% over the valuations used to develop the FY 2016 budget. Maintaining the millage rate raises ad valorem collections approximately \$3.55 million. This would be considered a property tax increase under the Florida Statute definition. Current planning by the Board indicates continued maintenance of the current millage to balance any inflationary expenditure increases.

- On the November 4th 2014 ballot, the voters of Leon County passed the penny sales tax extension to fund Blueprint 2000 and extend it from 2019 to 2039. The 1-percent tax is expected to generate \$756 million over its life. With this extension, the voters approved the plan to include:
 - Improve and expand local roads.
 - Reduce traffic congestion.
 - Build new sidewalks to local schools, commercial areas, and recreational amenities.
 - Target projects in all parts of Leon County.
 - Reduce neighborhood flooding.
 - Expand green spaces, parks, and natural areas.
 - Create and promote jobs in our community.

In addition, the future is uncertain regarding the budget impacts related to a number of other issues outside the control of the County:

- The Florida Legislature continues to consider changes in the Florida Retirement System. All County employees participate in this System. The Florida Retirement System is one of the best-funded state plans in the country, but if, to what degree such future changes may affect the county and its funding cannot be determined.
- Additional unfunded mandates passed by the legislature to the Counties in order to balance the state budget. In the past, these have included Medicaid payment reform and additional property tax exemptions.
- The valuation of the Florida Retirement System Pension is currently valued under GASB No. 67 at 84.88%. The ratio will change from year to year as the market changes. Any Gain or Loss of FRS will be recognized yearly for the County's portion in the financial systems.
- Standards released by the Government Accounting Standards Board.

To the Honorable Board of County Commissioners
and to the Citizens of Leon County
April 10, 2017

Economic Condition and Outlook

With a core employment base deeply rooted in government and higher education, Leon County's economy is insulated from the dramatic swings seen elsewhere in the state. Additionally, Leon County's economy tends to lag behind the rest of the country, entering into recessions later and recovering later. Leon County's economy started to turn around in FY 2012. The unemployment rate in Leon County jumped from 5.4% in 2008, peaked at 8.0% in 2011 and has declined to 4.9% at the end of FY 2016. This is still below the national rate and state rates of 5.0%.

A comparison of building permits shows the number of residential building permits (1,846) increased and an increase in value to \$68.5 million for commercial building permits for 2016. Local property values increased 2.7% for the fourth year of positive growth since 2007. We believe that with strong employment and the County's proactive budget decisions by the Board of County Commissioners, Leon County will maintain its strong financial position.

Certificate of Achievement

The Government Finance Officers Association of the United States and Canada (GFOA) awards a Certificate of Achievement for Excellence in Financial Reporting to governmental agencies for their Comprehensive Annual Financial Report for their fiscal year. The Certificate of Achievement is a prestigious national award that recognizes conformance with the highest standards in the preparation of state and local government financial reports.

In order to be awarded a Certificate of Achievement, a governmental unit must publish an easily readable and efficiently organized Comprehensive Annual Financial Report whose contents conform to program standards. Such Comprehensive Annual Financial Reports must satisfy both generally accepted accounting principles and applicable legal requirements.


A Certificate of Achievement is valid for a period of one year only. Leon County has been awarded this Certificate by the GFOA for twenty consecutive years. It is our belief that our current report conforms to the Certificate of Achievement Program requirements. This report will also be submitted to the GFOA to determine its eligibility for a Certificate. Leon County has received both the Certificate of Achievement and Distinguished Budget Presentation awards since fiscal year 1995-96.

To the Honorable Board of County Commissioners
and to the Citizens of Leon County
April 10, 2017

Acknowledgments

A Comprehensive Annual Financial Report of this nature could not have been prepared without the efficient and dedicated service of all staff members involved. We would like to express our appreciation to the staff of the Finance Department for their efforts in producing this report. Finally, we would like to thank the Board of County Commissioners for planning and conducting the fiscal operations of Leon County.

Respectfully submitted,



Gwendolyn Marshall, Clerk & Comptroller



Kimberly Ferrell, CPA, CGFO
Finance Director



THE HONORABLE
GWEN MARSHALL

CLERK OF THE CIRCUIT COURT AND COMPTROLLER

CLERK OF COURTS • COUNTY COMPTROLLER • AUDITOR • TREASURER • RECORDER

Statement of Responsibility

April 10, 2017

County Commissioners and Citizens of Leon County

Nationally, considerable attention has focused on management taking responsibility for the publicly traded corporation's financial statements and the fairness, accuracy and completion thereof. While this is principally a private sector concern, it is equally important for public officials to provide similar assurances.

The undersigned hereby state and attest, having reviewed these financial statements, that to the best of their knowledge:

- the statements contain no untrue statement of a material fact
- there are no omissions of material fact(s), and
- the statements fairly present the results of operations and the financial position of the County, and the included reporting units, for the period ending September 30, 2016.

John E. Dailey
Chairman

Vincent S. Long
County Administrator

Gwen Marshall
Clerk of Courts

Kimberly Ferrell
Finance Director



Government Finance Officers Association

**Certificate of
Achievement
for Excellence
in Financial
Reporting**

Presented to

**Leon County
Florida**

For its Comprehensive Annual
Financial Report
for the Fiscal Year Ended

September 30, 2015

Executive Director/CEO

FINANCIAL SECTION

Independent Auditors' Report

The Honorable Board of County Commissioners
Leon County, Florida

Report on the Financial Statements

We have audited the accompanying financial statements of the governmental activities, the business-type activities, the aggregate discretely presented component unit, each major fund, the aggregate remaining fund information, and the budgetary comparison statements of Leon County, Florida (the County) as of and for the year ended September 30, 2016, and the related notes to the financial statements, which collectively comprise the County's basic financial statements as listed in the table of contents.

Management's Responsibility for the Financial Statements

Management is responsible for the preparation and fair presentation of these financial statements in accordance accounting principles generally accepted in the United States of America. Management is also responsible for the design, implementation, and maintenance of internal control relevant to the preparation and fair presentation of financial statements that are free from material misstatement, whether due to fraud or error.

Auditors' Responsibility

Our responsibility is to express an opinion on these financial statements based on our audit. We conducted our audit in accordance with auditing standards generally accepted in the United States of America and the standards applicable to financial audits contained in *Government Auditing Standards* issued by the Comptroller General of the United States. Those standards require that we plan and perform the audit to obtain reasonable assurance about whether the financial statements are free of material misstatement.

An audit involves performing procedures to obtain audit evidence about the amounts and disclosures in the financial statements. The procedures selected depend on auditor judgment, including the assessment of the risk of material misstatement of the financial statements, whether due to fraud or error. In making those risk assessments, the auditor considers internal control relevant to the entity's preparation and fair presentation of the financial statements in order to design audit procedures that are appropriate in the circumstances, but not for the purpose of expressing an opinion on the effectiveness of the entity's internal control. Accordingly, we express no such opinion. An audit also includes evaluating the appropriateness of accounting policies used and the reasonableness of significant accounting estimates made by management, as well as evaluating the overall presentation of the financial statements.

We believe that the audit evidence we have obtained is sufficient and appropriate to provide a basis for our audit opinions.

Opinions

In our opinion, the financial statements referred to above present fairly, in all material respects, the respective financial position of the governmental activities, the business-type activities, the discretely presented component unit, each major fund, the aggregate remaining fund information, and the budgetary comparison statements of Leon County, Florida as of September 30, 2016, and the respective changes in financial position and, where applicable, cash flows thereof, and the respective budgetary comparison statements of the major funds for the year then ended in accordance with accounting principles generally accepted in the United States of America.

Other Matters

Required Supplementary Information

Accounting principles generally accepted in the United States of America require that the management's discussion and analysis on pages 4–14 be presented to supplement the basic financial statements. Such information, although not a part of the basic financial statements, is required by the Governmental Accounting Standards Board who considers it to be an essential part of financial reporting for placing the basic financial statements in an appropriate operational, economic, or historical context. We have applied certain limited procedures to the required supplementary information in accordance with auditing standards generally accepted in the United States of America, which consisted of inquiries of management about the methods of preparing the information and comparing the information for consistency with management's responses to our inquiries, the basic financial statements, and other knowledge we obtained during our audit of the basic financial statements. We do not express an opinion or provide any assurance on the information because the limited procedures do not provide us with sufficient evidence to express an opinion or provide any assurance.

Other Information

Our audit was conducted for the purpose of forming an opinion on the financial statements that collectively comprise the County's basic financial statements. The combining and individual non-major fund financial statements and the budgetary comparison schedules for capital project funds, debt service funds, and the non-major special revenue funds as listed in the table of contents as supplemental information, are presented for purposes of additional analysis and are not a required part of the basic financial statements.

The supplementary information is the responsibility of management and was derived from and relates directly to the underlying accounting and other records used to prepare the basic financial statements. Such information has been subjected to the auditing procedures applied in the audit of the basic financial statements and certain additional procedures, including comparing and reconciling such information directly to the underlying accounting and other records used to prepare the basic financial statements or to the basic financial statements themselves, and other additional procedures in accordance with auditing standards generally accepted in the United States of America. In our opinion, the supplementary information as listed in the table of contents is fairly stated, in all material respects, in relation to the basic financial statements as a whole.

The accompanying introductory and statistical sections have not been subjected to the auditing procedures applied in the audit of the basic financial statements, and accordingly, we do not express an opinion or provide any assurance on it.

Thomas Howell Ferguson P.A.

Law, Redd, Crona & Munroe, P.A.



Tallahassee, Florida
April 10, 2017

Tallahassee, Florida

Management's Discussion and Analysis

This discussion and analysis of Leon County's (the County) financial statements is designed to introduce the basic financial statements and provide an analytical overview of the County's financial activities for the fiscal year ended September 30, 2016. The basic financial statements are comprised of the government-wide financial statements, fund financial statements, and footnotes. We trust that the basic financial statements will, in conjunction with additional information provided in our letter of transmittal (pages xii–pages xviii), assist readers in identifying significant financial issues, and in future years, changes in the County's financial position. In this Management's Discussion and Analysis (MD&A), all amounts, unless otherwise indicated, are expressed in thousands of dollars.

Overview of the Financial Statements

The County's basic financial statements are comprised of the following elements:

Government-wide Financial Statements

The government-wide financial statements (Statement of Net Position and Statement of Activities found on pages 15 and 16-17, respectively) concentrate on the County as a whole and do not emphasize fund types, but rather a governmental or a business-type classification, which are presented in separate columns. The governmental and business-type activities comprise the primary government and are reported separately from the component unit for which the County is accountable. In addition, neither fiduciary funds nor component units that are fiduciary in nature are included in the government-wide financial statements.

General governmental and intergovernmental revenues support the governmental activities, whereas user fees and charges for services primarily support the business-type activities. The purpose of the government-wide financial statements is to allow the user to be able to determine if the County is in a better or worse financial position than the prior year.

The Statement of Net Position presents information on all of the County's assets, deferred outflows of resources, liabilities, and deferred inflows of resources, with the difference reported as net position. Over time, increases or decreases in net position may serve as a useful indicator of whether the financial position of the County is improving or deteriorating.

The Statement of Activities reflects the expenses of a given function or segment, which are offset by program revenues. Program revenues are defined as charges for services, operating grants and contributions, and capital grants and contributions directly associated with a given function. Taxes, state shared revenues, and investment earnings are reported under general revenue. The effects of interfund activity have been removed from the government-wide financial statements and internal service activity has been eliminated. However, the interfund services between functions have not been eliminated.

Fund Financial Statements

The accounts of the County are organized on the basis of funds, each of which is considered a separate accounting entity. The operations of each fund are accounted for with a separate set of self-balancing accounts that comprise its assets, liabilities, deferred outflows of resources, deferred inflows of resources, net position, revenues, and expenditures or expenses, as appropriate. Government resources are allocated to and accounted for in individual funds based upon the purpose for which they are to be spent and the means by which spending activities are controlled.

Fund Financial Statements (continued)

The County’s funds are presented in separate fund financial statements, the governmental fund financial statements and proprietary fund financial statements. The County’s major funds are presented in separate columns on the fund financial statements. The definition of a major fund is one that meets certain criteria set forth in Governmental Accounting Standards Board Statement Number 34, *Basic Financial Statements – and Management’s Discussion and Analysis – for State and Local Governments (GASB 34)*. The funds that do not meet the criteria of a major fund are considered non-major funds and are combined into a single column on the fund financial statements. Table 1 below summarizes the major features of the basic financial statements.

Table 1 Major Features of the Basic Financial Statements

	<i>Government-wide Fund Financial Statements</i>	<i>Governmental Funds</i>	<i>Proprietary Funds</i>	<i>Fiduciary Funds</i>
Scope	Entire County government (except fiduciary funds) and the County's component unit	Activities of the County that are not proprietary or fiduciary	Activities of the County that are similar to private businesses	Instances in which the County is the trustee or agent for someone else's resources
Required financial statements	<ul style="list-style-type: none"> • Statement of Net Position • Statement of Activities 	<ul style="list-style-type: none"> • Balance Sheet • Statement of Revenues, Expenditures, and Changes in Fund Balances 	<ul style="list-style-type: none"> • Statement of Net Position • Statement of Revenues, Expenses, and Changes in Net Position • Statement of Cash Flows 	<ul style="list-style-type: none"> • Statement of Fiduciary Net Position
Accounting basis and measurement focus	Accrual accounting and economic resources focus	Modified accrual accounting and current financial resources focus	Accrual accounting and economic resources focus	Accrual accounting and economic resources focus
Type of asset/liability information	All assets, deferred outflows of resources, liabilities, and deferred inflows of resources, both, financial and capital, and short-term and long-term	Only assets and deferred outflows of resources expected to be used up and liabilities and deferred inflows of resources that come due during the year or soon thereafter; no capital assets included	All assets, deferred outflows of resources, liabilities, and deferred inflows of resources, both financial and capital, and short-term and long-term	All assets, deferred outflows of resources, liabilities, and deferred inflows of resources, both short-term and long-term
Type of inflow/outflow information	All revenues and expenses during the year, regardless of when cash is received or paid	<ul style="list-style-type: none"> • Revenues for which cash is received during or soon after the end of the year • Expenditures when goods or services have been received and payment is due during the year or soon thereafter 	All revenues and expenses during the year, regardless of when cash is received or paid	All revenues and expenses during the year, regardless of when cash is received or paid

Notes to the Financial Statements

Notes to the financial statements provide additional information that is essential to the full understanding of the data provided in the government-wide and fund financial statements. Refer to Note I to the financial statements for more detailed information on the elements of the financial statements.

Infrastructure Assets

GASB 34 not only mandated changes in the financial statements, but it also set forth reporting changes. One such change is to capitalize infrastructure both prospectively and retrospectively for fiscal years that end after June 30, 1981. The County for FY 2002 and subsequent years has been reporting the entire valuation of infrastructure.

Condensed Statement of Net Position

The net investment in capital assets is the largest portion of the County's net position. This represents capital assets (land, buildings, improvements, equipment, furniture, vehicles, and construction in progress, and infrastructure), net of accumulated depreciation, and the outstanding related debt used to acquire the assets in the amount of \$270.9 million as compared to \$275.1 million a year ago; this is a decrease of \$4.2 million. These capital assets are used to provide services to the citizens and businesses in the County; consequently, the net position is not available for future spending. The remaining portion of the net position is considered unrestricted and can be used to finance government operations.

Condensed Statement of Net Position (continued)

Table 2 below presents the County's Condensed Statement of Net Position as of September 30, 2016 and 2015, as derived from the government-wide Statement of Net Position.

Table 2

Leon County, Florida
Condensed Statement of Net Position
As of September 30
(in thousands)

	Governmental Activities		Business-Type Activities		Total Primary Government	
	2016	2015	2016	2015	2016	2015
Current and other assets	\$ 148,004	\$ 156,325	\$ 17,523	\$ 16,737	\$ 165,527	\$ 173,062
Capital assets	303,144	312,901	11,181	12,780	314,325	325,681
Total assets	<u>451,148</u>	<u>469,226</u>	<u>28,704</u>	<u>29,517</u>	<u>479,852</u>	<u>498,743</u>
Deferred outflows	<u>60,939</u>	<u>35,748</u>	<u>0</u>	<u>0</u>	<u>60,939</u>	<u>35,748</u>
 Total assets and deferred outflows	 <u>512,087</u>	 <u>504,974</u>	 <u>28,704</u>	 <u>29,517</u>	 <u>540,791</u>	 <u>534,491</u>
 Current liabilities	 38,210	 36,302	 294	 (220)	 38,504	 36,082
Noncurrent liabilities	197,921	139,845	14,033	11,201	211,954	151,046
Total liabilities	<u>236,131</u>	<u>176,147</u>	<u>14,327</u>	<u>10,981</u>	<u>250,458</u>	<u>187,128</u>
Deferred inflows	<u>0</u>	<u>34,988</u>	<u>0</u>	<u>0</u>	<u>0</u>	<u>34,988</u>
 Net position:						
Net investment in capital assets	259,689	262,348	11,181	12,780	270,870	275,128
Unrestricted	<u>9,873</u>	<u>31,490</u>	<u>3,197</u>	<u>5,755</u>	<u>13,070</u>	<u>37,245</u>
*Total net position	<u><u>\$ 269,562</u></u>	<u><u>\$ 293,838</u></u>	<u><u>\$ 14,378</u></u>	<u><u>\$ 18,535</u></u>	<u><u>\$ 283,940</u></u>	<u><u>\$ 312,373</u></u>

**Differences due to rounding*

Condensed Statement of Activities

Table 3 on page 9 presents the County's condensed Statement of Activities for the fiscal years ended September 30, 2016 and 2015, as derived from the government-wide Statement of Activities. Over time, increases and decreases in net position may measure whether the County's financial position is improving or deteriorating. During the fiscal year, the net position of the governmental activities decreased by \$24.277 million, or 8.3 percent, and the net position of the business-type net position decreased by \$4.157 million, or 22.4 percent. The decrease in Governmental Activities is a planned increase in appropriated expenditures by the Board of County Commissioners. The decrease in business-type activity is due to an increase in estimated closure/post closure costs for the Landfill in 2016.

In 2003, the Board of County Commissioners adopted an ordinance levying a Utility Services Tax on the unincorporated area of Leon County. This tax generated \$5.9 million in FY 2015 versus \$7.1 million in FY 2016. The County also adopted a Communications Services Tax in FY 2003, with revenues in the amount of \$3.3 million in FY 2016 compared to revenues of \$3.5 million in FY 2015. These two taxes have been a stabilizing factor in the County's financial picture, which was the intent of the ordinances.

Condensed Statement of Activities (continued)

On January 29, 2008, the Florida electorate approved an amendment to the Florida Constitution relative to property taxation. This amendment (referred to as Amendment 1) was placed on the ballot by the Florida Legislature at a special session held in October 2007. With respect to homestead property, Amendment 1 increases the current \$25,000 homestead exemption by an additional \$25,000 (for property values ranging from \$50,000 to \$75,000), except for school district taxes. Since the new \$25,000 homestead exemption does not apply to school district taxes, this effectively amounts to a \$15,000 increase to the existing homestead exemption, resulting in an estimated annual savings of \$240 for an average homeowner. Amendment 1 also allows property owners to transfer (make portable) up to \$500,000 of their Save Our Homes benefits to their next homestead when they move. Save Our Homes became effective in 1995 and limits (caps) the annual increase in assessed value for homestead property to three percent (3%) or the percentage change in the Consumer Price Index, whichever is less. 'Save Our Homes' was an amendment passed by citizens to help limit the effects of market value on property taxes.

With respect to non-homestead property, Amendment 1 limits (caps) the annual increase in assessed value for non-homestead property (businesses, industrial property, rental property, second homes, etc.) to ten percent (10%), except for school district taxes. The Amendment also provides a \$25,000 exemption for tangible personal property. Amendment 1 became effective on October 1, 2008, but the ten percent (10%) assessment cap on non-homestead property became effective on January 1, 2009. Property taxes in FY 15 increased by 3.9%, and future growth will be tempered by the above tax changes, with increases mirroring population growth.

The Board of County Commissioners (the Board) Investment Policy is very risk averse and places a premium on security. With the effective rate of return of the portfolio averaging 1.02% for the year, investment earnings in the portfolio earned a total income of \$2,608 million, an increase of \$503 thousand from 2015. Although overall portfolio investable balances were lower, the higher returns resulted from allocating more surplus cash to the State of Florida Special Purpose Investment Account.. Additional information on investment income is provided in Note IV of the notes and in the Cash Management section of the Letter of Transmittal.

Miscellaneous revenues are made up of revenues that will fluctuate annually as a result of various activities throughout the County. All other changes in activities are a result of the normal operations of the County.

Table 3

Leon County, Florida
Condensed Statement of Activities
For Fiscal Year Ended September 30
(in thousands)

	Governmental Activities		Business-Type Activities		Total Primary Government		Total % Change 2015 to 2016
	2016	2015	2016	2015	2016	2015	
Revenues							
Program Revenues:							
Charges for services	\$ 39,618	\$ 37,786	\$ 8,521	\$ 7,026	\$ 48,139	\$ 44,812	7 %
Operating grants & contributions	4,977	4,116	0	0	4,977	4,116	21 %
Capital grants & contributions	4,636	3,729	0	0	4,636	3,729	24 %
Total Program Revenues	<u>49,231</u>	<u>45,631</u>	<u>8,521</u>	<u>7,026</u>	<u>57,752</u>	<u>52,657</u>	<u>10 %</u>
General Revenues:							
Property taxes	125,821	121,697	0	0	125,821	121,697	3 %
Local option taxes	15,996	15,662	0	0	15,996	15,662	2 %
Communications services taxes	3,317	3,500	0	0	3,317	3,500	(5)%
Motor fuel taxes	1,429	1,387	0	0	1,429	1,387	3 %
Utility services taxes	7,053	5,910	0	0	7,053	5,910	19 %
Other taxes	0	0	1,786	1,801	1,786	1,801	(1)%
State shared revenues	23,336	22,939	0	0	23,336	22,939	2 %
Investment earnings	2,233	1,920	375	185	2,608	2,105	24 %
Miscellaneous revenues	3,718	4,328	185	85	3,903	4,413	(12)%
Total General Revenues	<u>182,903</u>	<u>177,343</u>	<u>2,346</u>	<u>2,071</u>	<u>185,249</u>	<u>179,414</u>	<u>3 %</u>
Total Revenues	<u>232,134</u>	<u>222,974</u>	<u>10,867</u>	<u>9,097</u>	<u>243,001</u>	<u>232,071</u>	<u>5 %</u>
Program Expenses							
General government	45,358	37,300	0	0	45,358	37,300	22 %
Public safety	109,608	100,673	0	0	109,608	100,673	9 %
Physical environment	15,250	17,173	15,576	8,837	30,826	26,010	19 %
Transportation	27,474	27,166	0	0	27,474	27,166	1 %
Economic environment	6,116	5,489	0	0	6,116	5,489	11 %
Human services	10,205	9,891	0	0	10,205	9,891	3 %
Culture and recreation	19,471	15,678	0	0	19,471	15,678	24 %
Judicial	21,165	20,099	0	0	21,165	20,099	5 %
Interest on long-term debt	1,211	1,959	0	0	1,211	1,959	(38)%
*Total Program Expenses	<u>255,858</u>	<u>235,428</u>	<u>15,576</u>	<u>8,837</u>	<u>271,434</u>	<u>244,265</u>	<u>11 %</u>
Excess (deficiency) before transfers (net)	(23,724)	(12,454)	(4,709)	260	(28,433)	(12,194)	133 %
Transfers	(552)	(409)	552	409	0	0	0 %
Change In Net Position	<u>(24,276)</u>	<u>(12,863)</u>	<u>(4,157)</u>	<u>669</u>	<u>(28,433)</u>	<u>(12,194)</u>	<u>133 %</u>
Beginning net position (restated)	293,839	306,702	18,535	17,866	312,374	324,568	(4)%
*Ending net position	<u>\$ 269,563</u>	<u>\$ 293,839</u>	<u>\$ 14,378</u>	<u>\$ 18,535</u>	<u>\$ 283,941</u>	<u>\$ 312,374</u>	<u>(9)%</u>

*Differences due to rounding

Program Expenses and Revenues for Governmental Activities

Table 4 below presents program expenses and revenues for governmental activities. The nature of governmental activities is to be funded primarily from taxes and not to be self-supporting. As a result, overall program revenues were not sufficient to cover program expenses for governmental activities. General revenues, mainly taxes, therefore supported the net program expenses of these governmental activities. Program revenues as a percentage of program expenses decreased to 19 percent from fiscal year 2015 to fiscal year 2016.

Table 4

Program Expenses and Revenues for Governmental Activities For the Fiscal Year Ended September 30 (in thousands)						
	Program	Less	Net Program Expenses (a)		Program Revenues as a Percentage of Program Expenses	
	Expenses	Program Revenues	2016	2015	2016	2015
General government	\$ 45,358	\$ 7,622	\$ 37,736	\$ 30,313	17 %	19 %
Public safety	109,608	24,480	85,128	77,957	22 %	23 %
Physical environment	15,250	1,772	13,478	13,932	12 %	19 %
Transportation	27,474	4,768	22,706	25,215	17 %	7 %
Economic environment	6,116	157	5,959	5,168	3 %	6 %
Human services	10,205	44	10,161	9,845	0 %	0 %
Culture and recreation	19,471	424	19,047	15,369	2 %	2 %
Judicial	21,165	9,964	11,201	10,038	47 %	50 %
Interest on long-term debt	1,211	0	1,211	1,959	N/A	N/A
*Total governmental activities	<u>\$ 255,858</u>	<u>\$ 49,231</u>	<u>\$ 206,627</u>	<u>\$ 189,796</u>	<u>19 %</u>	<u>19 %</u>

(a) Net Program Expenses are mainly supported by taxes.

**Differences from financial statements due to rounding*

Program Expenses and Revenues for Business-type Activities

Table 5 below presents program expenses and revenues for business-type activities. Revenues are not sufficient to cover program expenses in FY 2016. Program revenues as a percentage of expenses increased to 55% from 2015 to 2016. Based on the 2016 engineers report submitted to DEP, the estimated liability for closure/post closure cost for the Landfill increased by \$2.8 million. This increase, along with the capitlization of improvements made in 2015, resulted in an increase in the program expenses.

Table 5

Program Expenses and Revenues for Business-type Activities For the Year Ended September 30 (in thousands)						
County Programs	Program	Less	Net Program		Program Revenues as a Percentage of Program Expenses	
	Expenses	Program Revenues	Expenses	Expenses	2016	2015
	2016	2016	2016	2015	2016	2015
Landfill	<u>\$ 15,576</u>	<u>\$ 8,521</u>	<u>\$ 7,055</u>	<u>\$ 1,811</u>	<u>55 %</u>	<u>80 %</u>

Overall Analysis

Financial highlights for the County as a whole include the following:

- The assets of the County exceeded its liabilities (net position) at the close of fiscal year 2016 by \$269,561,815, as compared to \$293,838,564 for fiscal year 2015, for governmental activities. The assets for business-type activities exceeded its liabilities (net position) at the close of fiscal year 2016 by \$14,377,646 as compared to \$18,535,407 for fiscal year 2015. (Please see the Statement of Activities discussed previously for an explanation of the differences above.)
- The County's total net position decreased by \$28,434,510 during fiscal year 2016, as compared to a \$12,194,549 decrease in fiscal year 2015. The net position of governmental activities decreased by \$24,276,749 in fiscal year 2016, as compared to a decrease of \$12,863,003 in 2015. The net position of business-type activities decreased by \$4,157,761 in 2016, as compared to an increase of \$668,454 in 2015. This variance for governmental activities is effected by the recognition of pension expenditures in 2015 to comply with GASB 68. (Please see the Statement of Activities discussed previously for an explanation of the differences above.)

Fund Analysis

The following funds experienced significant changes during the year:

Governmental Funds

The County's governmental funds reported a combined ending fund balance of \$118,494,710 for fiscal year 2016, as compared to \$129,954,638 for fiscal year 2015. This reduction in fund balance is a planned appropriation of expenditures primarily in the General Fund and the Capital Improvement Fund. These appropriations allow the Board to maintain existing infrastructure over the next five years.

General Fund

Fund balance at September 30, 2016 has decreased to a total of \$31,838,226, as compared to \$43,412,977 for September 30, 2015. The \$11,574,751 decrease was due to an appropriation of unreserved fund balance above the adopted policy minimum, which Leon County used to replenish its general and transportation capital reserves. The General Fund reserves are within policy limits and allow the County to maintain the same property millage rates for 2015.

The General Fund of the Board of County Commission, as displayed on the Combining Balance Sheet, contains both Countywide General Revenue funds and the Non-Countywide General Revenue fund. The sole purpose of the Non-Countywide General Revenue funds is to capture discrete revenues and transfer those revenues to the various funds needing support (i.e. various Debt Service, Municipal Services, Growth Management, etc.) from unincorporated revenues. The Non-Countywide General Revenue funds do not contain any countywide property tax revenues. The actual year end fund balance for the Countywide General Revenue funds is \$39,800,757 for FY 2016 versus \$37,233,649 for FY 2015. The Non-Countywide fund balance is \$2,693,540 for FY 2016, versus \$3,612,218 for FY 2015.

Fine & Forfeiture Fund

Fund balance at September 30, 2016 totaled \$1,247,520, as compared to \$1,840,601 for September 30, 2015. This is a decrease for the fiscal year and relates to an increase in contributions for legal aid services and the County's portion of juvenile detention costs.

Grants Fund

The fund balance at September 30, 2016 totaled \$2,062,894, as compared to the September 30, 2015 balance of \$1,519,490. This was a small increase of \$543,404. Grant expenditures were completely offset by grant revenues plus the County transfers required for matching requirements.

Fire Rescue Services Fund

The Fire Rescue Services Fund accounts for the contractual services with the City of Tallahassee to provide fire services in the unincorporated area. Revenues are collected through a fire services fee charged to all unincorporated properties. The fees were developed by a consultant that determined the costs for providing fire services to the different types of properties. This is the fifth year that this fund is considered a major fund. The net change in fund balance is an increase of \$101,799 with fund balance in FY 2016 at \$1,230,523 from a fund balance in FY 2015 of \$1,128,724.

Special Assessments Paving Fund

The Special Assessment Paving Fund accounts for the repayment of special assessments associated with the County's paving program. Revenues are collected as a non-ad valorem special assessment on the annual tax bill. The revenues are from property owners that are repaying the county for the costs to construct the paving projects. The net change in fund balance is an increase of \$154,376 with fund balance in September 30, 2016 at \$418,432 from a fund balance in September 30, 2015 of \$264,056. The increase is due to receipts paid in advance.

Capital Improvement Fund

Fund balance at September 30, 2016 totaled \$29,391,988, as compared to \$19,940,027 for September 30, 2015. This was an increase of \$9,451,961. This increase can be attributed to the County's planned spending on various capital projects from appropriated fund balance from both the General Fund and the Capital Improvement Fund, such as new stormwater equipment, maintenance and improvement of various parks, maintenance and improvements on the jail complex, stormwater infrastructure preventative maintenance, and improvements to the main library.

Enterprise Funds

The County's proprietary funds reported net position of \$14,377,646 for September 30, 2016, as compared to \$18,535,407 for September 30, 2015, which is an decrease of \$4,157,761. The estimated liability for landfill closure and postclosure costs was higher than anticipated.

Budget Variances in the General Fund

The County made no significant revisions and had no significant variations in its budget during the year. Refer to the budgetary comparison schedule for the General Fund in the Other Required Supplementary Information section of the CAFR.

Capital Asset and Long-term Debt Activity

Capital Asset Activity

The County reported \$303,144,297 in capital assets for governmental activities and \$11,180,943 in capital assets for business-type activities at September 30, 2016, versus \$312,901,234 for governmental and \$12,779,942 for business-type activities at September 30, 2015. Please refer to Note VI in the Notes to the Financial Statements for additional information on capital assets and Note XIV in the Notes to the Financial Statements for additional information on construction commitments.

Debt Administration Activity

At September 30, 2016, the County had \$43,455,002 of outstanding bonded debt, as compared to \$50,553,000 at September 30, 2015. All of the County's debt is secured by specific general fund revenues, including sales tax, state revenue sharing, and specific other general fund revenues. The County has no general obligation bonds, which would be backed by the full faith and credit of the County. During 2015, the County refunded the final portion of the Capital Improvement Revenue Refunding Bonds with a bank loan. Leon County will finish paying off debt in 2025. There are no plans for financing any future infrastructure projects over the next five years. For more information on long-term debt activity, please see Note VIII on Long-term Obligations in the Notes to the Financial Statements.

Economic Factors

Economic activity continues to rebound from the recession.

- The number of State Employees working in Leon County increased from 22,612 in 2015 to 24,599 in 2016.
- GDP in Leon County increased from \$14.2 billion in 2014 to \$14.7 billion in 2015.
- The Consumer Price Index increased 1.3% in 2016 compared to 2015
- The estimated population in Leon County increased 1.13% from 284,443 to 287,671 during FY 2016.
- Leon County's unemployment rate decreased to 4.9% in FY 2016.
- Direct expenditures of visitors increased 0.2% from \$531.6 million in FY 2015 to \$532.5 million in FY 2016.
- Building permits decreased from 5,147 permits issued in FY 2015 to 3,842 in FY 2016.
- Mortgage foreclosure cases decreased by 26.8% in 2016 when compared to 2015, the fourth consecutive year of declining rates.

Request for Information

This financial report is designed to provide a general overview of Leon County Government's finances for all those with an interest in our government's finances. Questions concerning any of the information provided in this report or request for additional financial information may be addressed to the Clerk of Circuit Court & Comptroller, Finance Department Leon County, 301 S. Monroe Street, Room #100, Tallahassee, Florida 32301. Requests can also be made telephonically at (850) 606-4020 or by fax at (850) 606-4171. We also suggest visiting our website at www.clerk.leon.fl.us for further financial information.

Leon County, Florida
Statement of Net Position
September 30, 2016

	Governmental Activities	Business-Type Activities	Total	Component Unit
Assets				
Current assets:				
Cash	\$ 23,921,117	\$ 1,004	\$ 23,922,121	\$ 650,082
Investments	110,840,343	8,643,075	119,483,418	0
Receivables	6,780,032	1,090,060	7,870,092	10
Receivables from other governments	5,661,761	0	5,661,761	0
Inventory	776,454	1,214	777,668	0
Other assets	24,398	0	24,398	0
Total current assets	148,004,105	9,735,353	157,739,458	650,092
Noncurrent assets:				
Restricted assets:				
Cash and investments	0	7,788,125	7,788,125	0
Capital assets:				
Land and construction in progress, nondepreciable	59,263,271	1,809,844	61,073,115	0
Depreciable (net)	243,881,026	9,371,099	253,252,125	0
Total noncurrent assets	303,144,297	18,969,068	322,113,365	0
Total assets	451,148,402	28,704,421	479,852,823	650,092
Deferred outflows				
Deferred outflow of resources	60,939,066	0	60,939,066	0
Total deferred outflows	60,939,066	0	60,939,066	0
Total assets and deferred outflows	512,087,468	28,704,421	540,791,889	0
Liabilities				
Current liabilities:				
Accounts payable	14,188,021	709,984	14,898,005	82
Payable to other governments	1,978,131	0	1,978,131	0
Internal balances	465,994	(465,994)	0	0
Accrued compensated absences	4,912,175	49,998	4,962,173	0
Unearned revenues	4,819,401	0	4,819,401	0
Bonds and notes payable	7,535,538	0	7,535,538	0
Unamortized premium on bonds payable	426,512	0	426,512	0
Other current liabilities	3,884,555	0	3,884,555	0
Total current liabilities	38,210,327	293,988	38,504,315	82
Noncurrent liabilities:				
Deposits	677,199	0	677,199	0
Estimated liability for landfill closure and postclosure care costs	0	13,789,224	13,789,224	0
Arbitrage rebate liability	25,000	0	25,000	0
Accrued compensated absences	11,419,900	117,011	11,536,911	0
Other postemployment benefits obligation	7,894,334	126,552	8,020,886	0
Net pension liability	141,148,925	0	141,148,925	0
Bonds and notes payable	36,756,112	0	36,756,112	0
Total noncurrent liabilities	197,921,470	14,032,787	211,954,257	0
Total liabilities	236,131,797	14,326,775	250,458,572	82
Deferred inflows				
Deferred inflow of resources	6,393,856	0	6,393,856	0
Total deferred inflows	6,393,856	0	6,393,856	82
Net position				
Net investment in capital assets	259,689,297	11,180,943	270,870,240	0
Unrestricted	9,872,518	3,196,703	13,069,221	650,010
Total net position	\$ 269,561,815	\$ 14,377,646	\$ 283,939,461	\$ 650,010

The accompanying notes are an integral part of these financial statements.

Leon County, Florida

Statement of Activities

Year Ended September 30, 2016

Functions/Programs	Program Revenues			
	Expenses	Charges for Services	Operational Grants and Contributions	Capital Grants and Contributions
Primary government:				
Governmental activities:				
General government	\$ 45,358,294	\$ 7,176,833	\$ 444,977	\$ 0
Public safety	109,608,245	22,448,151	1,853,055	178,836
Physical environment	15,250,095	1,356,172	30,000	385,523
Transportation	27,474,016	674,201	148,956	3,944,763
Economic environment	6,116,303	151,179	5,406	0
Human services	10,204,817	0	43,901	0
Culture and recreation	19,470,976	251,777	45,835	126,756
Judicial	21,165,279	7,559,275	2,404,548	0
Interest on long-term debt	1,210,809	0	0	0
Total governmental activities	255,858,834	39,617,588	4,976,678	4,635,878
Business-type activities:				
Landfill	15,576,040	8,521,032	0	0
Total business-type activities	15,576,040	8,521,032	0	0
Total primary government	\$ 271,434,874	\$ 48,138,620	\$ 4,976,678	\$ 4,635,878
Component Unit:				
Economic environment	125,108	62,363	0	0
Total component unit	\$ 125,108	\$ 62,363	\$ 0	\$ 0

General Revenues:
 Property taxes
 Local option taxes
 Communication services taxes
 Motor fuel taxes
 Utility services taxes
 Other taxes
 State shared revenues
 Investment earnings
 Miscellaneous revenues
 Transfers
 Total general revenues and transfers
 Changes in net position
 Net position - beginning
 Net position - ending

The accompanying notes are an integral part of these financial statements.

Net Revenue (Expense) and Changes in Net Position

Governmental Activities	Business-Type Activities	Totals	Component Unit	
			Housing Finance Authority	
\$ (37,736,484)	\$ 0	\$ (37,736,484)	\$	0
(85,128,203)	0	(85,128,203)		0
(13,478,400)	0	(13,478,400)		0
(22,706,096)	0	(22,706,096)		0
(5,959,718)	0	(5,959,718)		0
(10,160,916)	0	(10,160,916)		0
(19,046,608)	0	(19,046,608)		0
(11,201,456)	0	(11,201,456)		0
(1,210,809)	0	(1,210,809)		0
<u>(206,628,690)</u>	<u>0</u>	<u>(206,628,690)</u>		<u>0</u>
0	(7,055,008)	(7,055,008)		0
<u>0</u>	<u>(7,055,008)</u>	<u>(7,055,008)</u>		<u>0</u>
<u>(206,628,690)</u>	<u>(7,055,008)</u>	<u>(213,683,698)</u>		<u>0</u>
0	0	0		(62,745)
<u>0</u>	<u>0</u>	<u>0</u>		<u>(62,745)</u>
125,821,264	0	125,821,264		0
15,995,971	0	15,995,971		0
3,317,387	0	3,317,387		0
1,429,428	0	1,429,428		0
7,053,470	0	7,053,470		0
0	1,785,686	1,785,686		0
23,335,699	0	23,335,699		0
2,232,685	374,682	2,607,367		8,223
3,718,175	184,741	3,902,916		33,077
(552,138)	552,138	0		0
<u>182,351,941</u>	<u>2,897,247</u>	<u>185,249,188</u>		<u>41,300</u>
(24,276,749)	(4,157,761)	(28,434,510)		(21,445)
<u>293,838,564</u>	<u>18,535,407</u>	<u>312,373,971</u>		<u>671,455</u>
<u>\$ 269,561,815</u>	<u>\$ 14,377,646</u>	<u>\$ 283,939,461</u>	<u>\$</u>	<u>650,010</u>

Leon County, Florida

Balance Sheet
Governmental Funds

September 30, 2016

	<u>General Fund</u>	<u>Fine & Forfeiture Fund</u>	<u>Grants Fund</u>	<u>Fire Rescue Services Fund</u>
Assets				
Cash	\$ 10,238,423	\$ 169,955	\$ 15,613	\$ 638
Investments	29,750,361	916,459	4,223,528	1,910,939
Receivables:				
Accounts	192,651	1,961	8,991	4,090
Intergovernmental	1,732,385	0	2,069,249	0
Special assessments	0	0	0	0
Due from other funds	1,128,357	489,939	0	0
Inventory	734,533	0	0	0
Other assets	9,368	0	0	0
Total assets	<u>\$ 43,786,078</u>	<u>\$ 1,578,314</u>	<u>\$ 6,317,381</u>	<u>\$ 1,915,667</u>
Liabilities, deferred inflows, and fund balances				
Liabilities:				
Accounts payable	\$ 6,080,985	\$ 5,000	\$ 291,527	\$ 0
Accrued liabilities	3,641,244	0	4,974	0
Intergovernmental payables	745,566	0	0	685,144
Due to other funds	1,402,780	0	55,668	0
Deposits	77,277	325,794	0	0
Unearned revenues	0	0	3,902,320	0
Total liabilities	<u>11,947,852</u>	<u>330,794</u>	<u>4,254,489</u>	<u>685,144</u>
Deferred inflows:				
Deferred inflow of resources	0	0	0	0
Total deferred inflows	<u>0</u>	<u>0</u>	<u>0</u>	<u>0</u>
Fund balances:				
Nonspendable	743,901	0	0	0
Restricted	0	0	2,062,892	0
Committed	4,813,626	187,128	0	1,230,523
Assigned	10,065,978	1,060,392	0	0
Unassigned	16,214,721	0	0	0
Total fund balances	<u>31,838,226</u>	<u>1,247,520</u>	<u>2,062,892</u>	<u>1,230,523</u>
Total liabilities, deferred inflows, and fund balances	<u>\$ 43,786,078</u>	<u>\$ 1,578,314</u>	<u>\$ 6,317,381</u>	<u>\$ 1,915,667</u>

The accompanying notes are an integral part of these financial statements.

Special Assessment Paving Fund	Capital Improvement Fund	Nonmajor Governmental Funds	Total Governmental Funds
\$ 397,754	\$ 4,760,050	\$ 7,423,744	\$ 23,006,177
0	25,506,654	42,460,489	104,768,430
23,569	93,395	5,087,053	5,411,710
0	0	1,849,736	5,651,370
1,208,165	0	(2,058)	1,206,107
0	0	291,453	1,909,749
0	0	2,211	736,744
0	0	15,030	24,398
<u>\$ 1,629,488</u>	<u>\$ 30,360,099</u>	<u>\$ 57,127,658</u>	<u>\$ 142,714,685</u>
\$ 29	\$ 818,186	\$ 2,375,741	\$ 9,571,468
0	0	475,909	4,122,127
0	0	547,421	1,978,131
0	0	382,174	1,840,622
0	149,925	124,203	677,199
0	0	917,081	4,819,401
<u>29</u>	<u>968,111</u>	<u>4,822,529</u>	<u>23,008,948</u>
<u>1,211,027</u>	<u>0</u>	<u>0</u>	<u>1,211,027</u>
<u>1,211,027</u>	<u>0</u>	<u>0</u>	<u>1,211,027</u>
0	0	17,241	761,142
0	29,391,988	36,749,621	68,204,501
418,432	0	14,079,285	20,728,994
0	0	1,459,012	12,585,382
0	0	(30)	16,214,691
<u>418,432</u>	<u>29,391,988</u>	<u>52,305,129</u>	<u>118,494,710</u>
<u>\$ 1,629,488</u>	<u>\$ 30,360,099</u>	<u>\$ 57,127,658</u>	<u>\$ 142,714,685</u>

Leon County, Florida

Reconciliation of the Balance Sheet of Governmental Funds
to the Statement of Net Position

September 30, 2016

Total fund balances of governmental funds		\$ 118,494,710
Amounts reported for governmental activities in the Statement of Net Position are different because:		
Capital assets used in governmental activities are not financial resources, and therefore are not reported as assets in governmental funds.		
Governmental capital assets	655,443,694	
Less accumulated depreciation	<u>(352,299,397)</u>	303,144,297
Long-term liabilities, including bonds payable are not due and payable in the current period and, therefore, are not reported in the governmental funds.		
Governmental bonds and notes payable	(44,291,650)	
Discount/(Premium)	(473,902)	
Current year amortization	47,390	
Deferral outflow of difference in carrying value between old and new debt	485,500	
Current year amortization	(228,750)	
Pension related deferred outflows	60,682,316	
Pension related deferred inflows	(5,182,829)	
Net pension liability	(141,148,925)	
Compensated absences net of internal service amount	(15,718,252)	
Other postemployment benefits net of internal service amount	(7,849,423)	
Arbitrage rebate liability	<u>(25,000)</u>	(153,703,525)
Internal service funds are used by management to charge the costs of gasoline, vehicle repair, risk management, and telephone services to individual funds. The assets and liabilities of the internal service funds are included in governmental activities in the Statement of Net Position.		
		1,626,333
Total net position of governmental activities		<u><u>\$ 269,561,815</u></u>

The accompanying notes are an integral part of these financial statements.

Leon County, Florida

Statement of Revenues, Expenditures, and Changes in Fund Balances
Governmental Funds

Year Ended September 30, 2016

	<u>General Fund</u>	<u>Fine & Forfeiture Fund</u>	<u>Grants Fund</u>	<u>Fire Rescue Services Fund</u>
Revenues				
Taxes	\$ 48,285,480	\$ 70,594,257	\$ 0	\$ 0
Licenses and permits	9,940	0	0	0
Intergovernmental	21,007,693	19,152	5,020,907	0
Charges for services	7,399,613	936,027	96,777	7,308,453
Fines and forfeitures	0	124,196	0	0
Interest	449,393	211,328	21,650	34,250
Net increase (decrease) in fair value of investments	82,208	1,698	11,397	3,891
Miscellaneous	510,050	0	303,244	0
Total revenues	<u>77,744,377</u>	<u>71,886,658</u>	<u>5,453,975</u>	<u>7,346,594</u>
Expenditures				
Current:				
General government	32,352,610	0	264	0
Public safety	68,264,772	0	471,213	8,432,270
Physical environment	2,252,679	0	416,355	0
Transportation	0	0	4,236,760	0
Economic environment	2,426,943	0	55,406	0
Human services	8,025,171	100,000	45,156	0
Culture and recreation	6,387,670	0	212,758	0
Judicial	11,223,250	1,964,643	126,718	0
Debt service:				
Principal retirement	0	0	0	0
Interest and fiscal charges	0	0	0	0
Other debt service costs	0	0	0	0
Total expenditures	<u>130,933,095</u>	<u>2,064,643</u>	<u>5,564,630</u>	<u>8,432,270</u>
Excess (deficiency) of revenues over (under) expenditures	<u>(53,188,718)</u>	<u>69,822,015</u>	<u>(110,655)</u>	<u>(1,085,676)</u>
Other financing sources (uses)				
Transfers in	71,253,001	463,977	775,212	1,224,459
Transfers out	<u>(29,639,034)</u>	<u>(70,879,073)</u>	<u>(121,155)</u>	<u>(36,984)</u>
Total other financing sources (uses)	<u>41,613,967</u>	<u>(70,415,096)</u>	<u>654,057</u>	<u>1,187,475</u>
Net change in fund balances	(11,574,751)	(593,081)	543,402	101,799
Fund balances, October 1	43,412,977	1,840,601	1,519,490	1,128,724
Fund balances, September 30	<u>\$ 31,838,226</u>	<u>\$ 1,247,520</u>	<u>\$ 2,062,892</u>	<u>\$ 1,230,523</u>

The accompanying notes are an integral part of these financial statements.

<u>Special Assessment Paving Fund</u>	<u>Capital Improvement Fund</u>	<u>Nonmajor Governmental Funds</u>	<u>Total Governmental Funds</u>
\$ 0	\$ 0	\$ 34,737,783	\$ 153,617,520
0	0	3,037,530	3,047,470
0	0	6,800,503	32,848,255
0	0	20,447,235	36,188,105
0	0	357,820	482,016
1,137	319,566	778,207	1,815,531
0	99,129	107,636	305,959
368,719	0	2,536,163	3,718,176
<u>369,856</u>	<u>418,695</u>	<u>68,802,877</u>	<u>232,023,032</u>
0	2,287,736	3,566,763	38,207,373
0	350,794	26,610,994	104,130,043
0	1,582,511	9,979,546	14,231,091
0	940,820	20,505,594	25,683,174
0	0	3,466,144	5,948,493
0	0	1,647,831	9,818,158
0	1,919,473	6,829,188	15,349,089
0	776,400	6,907,404	20,998,415
0	0	7,535,538	7,535,538
0	0	1,028,176	1,028,176
0	0	1,272	1,272
<u>0</u>	<u>7,857,734</u>	<u>88,078,450</u>	<u>242,930,822</u>
<u>369,856</u>	<u>(7,439,039)</u>	<u>(19,275,573)</u>	<u>(10,907,790)</u>
0	16,891,000	25,747,029	116,354,678
(215,480)	0	(16,015,090)	(116,906,816)
<u>(215,480)</u>	<u>16,891,000</u>	<u>9,731,939</u>	<u>(552,138)</u>
154,376	9,451,961	(9,543,634)	(11,459,928)
264,056	19,940,027	61,848,763	129,954,638
<u>\$ 418,432</u>	<u>\$ 29,391,988</u>	<u>\$ 52,305,129</u>	<u>\$ 118,494,710</u>

Leon County, Florida

Reconciliation of the Statement of Revenues, Expenditures, and Changes in Fund Balances of Governmental Funds to the Statement of Activities

Year Ended September 30, 2016

Net change in fund balances - total governmental funds		\$ (11,459,928)
Amounts reported for governmental activities in the Statement of Activities are different because:		
Governmental funds report capital outlays as expenditures. However, in the Statement of Activities, the cost of those assets is allocated over their estimated useful lives as depreciation expense.		
Expenditures for capital assets	10,818,970	
Less current year depreciation	<u>(20,575,907)</u>	(9,756,937)
Repayment of bond principal is an expenditure in the governmental funds, but the repayment reduces long-term liabilities in the Statement of Net Position.		7,535,538
Some expenses reported in the Statement of Activities do not require the use of current financial resources, and therefore are not reported as expenditures in the governmental funds.		
Amortization of current year bond discount/premium	47,389	
Amortization of current year deferred charge on refunding	(228,750)	
Change in other postemployment benefits	(849,318)	
Change in long-term compensated absence	(1,176,001)	
Change in net pension liability	<u>(8,743,024)</u>	(10,949,704)
Internal service funds are used by management to charge the costs of gasoline, vehicle repair, risk management, and telephone services to individual funds.		354,277
Other miscellaneous eliminations		<u>5</u>
Change in net position of governmental activities		<u>\$ (24,276,749)</u>

The accompanying notes are an integral part of these financial statements.

Leon County, Florida

Statement of Revenues, Expenditures, and Changes in Fund Balances - Budget and Actual
General Fund

Year Ended September 30, 2016

	<u>Budgeted Amounts</u>		<u>Actual Amounts</u>	Variance with Final Budget Positive (Negative)
	<u>Original</u>	<u>Final</u>		
Revenues				
Taxes	\$ 48,289,066	\$ 48,289,066	\$ 48,285,480	\$ (3,586)
Licenses and permits	9,500	9,500	9,940	440
Intergovernmental	20,338,006	20,370,153	21,007,693	637,540
Charges for services	11,723,407	12,087,219	7,399,613	(4,687,606)
Interest	417,125	417,125	449,393	32,268
Net increase (decrease) in fair value of investments	0	0	82,208	82,208
Miscellaneous	288,353	339,907	510,050	170,143
Total revenues	<u>81,065,457</u>	<u>81,512,970</u>	<u>77,744,377</u>	<u>(3,768,593)</u>
Expenditures				
Current:				
General government	38,826,643	41,833,094	32,352,610	9,480,484
Public safety	68,701,640	69,113,168	68,264,772	848,396
Physical environment	2,491,466	2,491,466	2,252,679	238,787
Economic environment	2,504,666	2,504,666	2,426,943	77,723
Human services	8,209,000	8,283,618	8,025,171	258,447
Culture and recreation	6,764,299	6,665,396	6,387,670	277,726
Judicial	4,506,700	6,496,573	11,223,250	(4,726,677)
Total expenditures	<u>132,004,414</u>	<u>137,387,981</u>	<u>130,933,095</u>	<u>6,454,886</u>
Excess (deficiency) of revenues over (under) expenditure	<u>(50,938,957)</u>	<u>(55,875,011)</u>	<u>(53,188,718)</u>	<u>2,686,293</u>
Other financing sources (uses)				
Transfers in	88,779,557	90,680,051	71,253,001	(19,427,050)
Transfers out	<u>(41,965,600)</u>	<u>(54,422,933)</u>	<u>(29,639,034)</u>	<u>24,783,899</u>
Total other financing sources (uses)	<u>46,813,957</u>	<u>36,257,118</u>	<u>41,613,967</u>	<u>5,356,849</u>
Net change in fund balances	(4,125,000)	(19,617,893)	(11,574,751)	8,043,142
Fund balances, October 1	<u>43,412,977</u>	<u>43,412,977</u>	<u>43,412,977</u>	<u>0</u>
Fund balances, September 30	<u>\$ 39,287,977</u>	<u>\$ 23,795,084</u>	<u>\$ 31,838,226</u>	<u>\$ 8,043,142</u>

The accompanying notes are an integral part of these financial statements.

Leon County, Florida

Statement of Revenues, Expenditures, and Changes in Fund Balances - Budget and Actual
Fine & Forfeiture Fund

Year Ended September 30, 2016

	<u>Budgeted Amounts</u>		<u>Actual Amounts</u>	<u>Variance with Final Budget Positive (Negative)</u>
	<u>Original</u>	<u>Final</u>		
Revenues				
Taxes	\$ 69,698,407	\$ 69,698,407	\$ 70,594,257	\$ 895,850
Intergovernmental	15,799	15,799	19,152	3,353
Charges for services	927,010	927,010	936,027	9,017
Fines and forfeitures	114,950	114,950	124,196	9,246
Interest	137,750	137,750	211,328	73,578
Net increase (decrease) in fair value of investments	0	0	1,698	1,698
Total revenues	<u>70,893,916</u>	<u>70,893,916</u>	<u>71,886,658</u>	<u>992,742</u>
Expenditures				
Human services	100,000	100,000	100,000	0
Judicial	1,884,843	2,014,843	1,964,643	50,200
Total expenditures	<u>1,984,843</u>	<u>2,114,843</u>	<u>2,064,643</u>	<u>50,200</u>
Excess (deficiency) of revenues over (under) expenditures	<u>68,909,073</u>	<u>68,779,073</u>	<u>69,822,015</u>	<u>1,042,942</u>
Other financing sources (uses)				
Transfers in	0	0	463,977	463,977
Transfers out	(68,909,073)	(70,929,073)	(70,879,073)	50,000
Total other financing sources (uses)	<u>(68,909,073)</u>	<u>(70,929,073)</u>	<u>(70,415,096)</u>	<u>513,977</u>
Net change in fund balances	0	(2,150,000)	(593,081)	1,556,919
Fund balances, October 1	<u>1,840,601</u>	<u>1,840,601</u>	<u>1,840,601</u>	<u>0</u>
Fund balances, September 30	<u>\$ 1,840,601</u>	<u>\$ (309,399)</u>	<u>\$ 1,247,520</u>	<u>\$ 1,556,919</u>

The accompanying notes are an integral part of these financial statements.

Leon County, Florida

Statement of Revenues, Expenditures, and Changes in Fund Balances - Budget and Actual
Grants Fund

Year Ended September 30, 2016

	<u>Budgeted Amounts</u>		<u>Actual Amounts</u>	<u>Variance with Final Budget Positive (Negative)</u>
	<u>Original</u>	<u>Final</u>		
Revenues				
Intergovernmental	\$ 346,800	\$ 18,156,701	\$ 5,020,907	\$(13,135,794)
Charges for services	87,305	284,744	96,777	(187,967)
Interest	0	6,919	21,650	14,731
Net increase (decrease) in fair value of investments	0	0	11,397	11,397
Miscellaneous	0	1,031,573	303,244	(728,329)
Total revenues	<u>434,105</u>	<u>19,479,937</u>	<u>5,453,975</u>	<u>(14,025,962)</u>
Expenditures				
General government	0	750	264	486
Public safety	428,838	1,660,414	471,213	1,189,201
Physical environment	0	3,628,404	416,355	3,212,049
Transportation	0	11,646,028	4,236,760	7,409,268
Economic environment	0	1,631,693	55,406	1,576,287
Human services	30,000	75,736	45,156	30,580
Culture and recreation	15,000	2,200,758	212,758	1,988,000
Judicial	91,710	266,983	126,718	140,265
Total expenditures	<u>565,548</u>	<u>21,110,766</u>	<u>5,564,630</u>	<u>15,546,136</u>
Excess (deficiency) of revenue (under) over expenditures	<u>(131,443)</u>	<u>(1,630,829)</u>	<u>(110,655)</u>	<u>1,520,174</u>
Other financing sources (uses)				
Transfers in	0	775,212	775,212	0
Transfers out	(121,155)	(121,155)	(121,155)	0
Total other financing sources (uses)	<u>(121,155)</u>	<u>654,057</u>	<u>654,057</u>	<u>0</u>
Net change in fund balances	(252,598)	(976,772)	543,402	1,520,174
Fund balances, October 1	<u>1,519,490</u>	<u>1,519,490</u>	<u>1,519,490</u>	<u>0</u>
Fund balances, September 30	<u>\$ 1,266,892</u>	<u>\$ 542,718</u>	<u>\$ 2,062,892</u>	<u>\$ 1,520,174</u>

The accompanying notes are an integral part of these financial statements.

Leon County, Florida

Statement of Revenues, Expenditures, and Changes in Fund Balance - Budget and Actual
Fire Rescue Services Fund

Year Ended September 30, 2016

	<u>Budgeted Amounts</u>		<u>Actual Amounts</u>	<u>Variance with Final Budget Positive (Negative)</u>
	<u>Original</u>	<u>Final</u>		
Revenues				
Charges for services	\$ 6,808,662	\$ 7,351,160	\$ 7,308,453	\$ (42,707)
Interest	0	0	34,250	34,250
Net increase (decrease) in fair value of investments	0	0	3,891	3,891
Total revenues	<u>6,808,662</u>	<u>7,351,160</u>	<u>7,346,594</u>	<u>(4,566)</u>
Expenditures				
Public safety	<u>7,999,426</u>	<u>8,541,924</u>	<u>8,432,270</u>	<u>109,654</u>
Total Expenditures	<u>7,999,426</u>	<u>8,541,924</u>	<u>8,432,270</u>	<u>109,654</u>
Excess of revenues over expenditures	(1,190,764)	(1,190,764)	(1,085,676)	105,088
Other financing sources (uses)				
Transfers in	1,224,459	1,224,459	1,224,459	0
Transfers out	<u>33,695</u>	<u>33,695</u>	<u>(36,984)</u>	<u>(70,679)</u>
Total other financing sources (uses)	<u>1,258,154</u>	<u>1,258,154</u>	<u>1,187,475</u>	<u>(70,679)</u>
Net change in fund balances	67,390	67,390	101,799	34,409
Fund balances, October 1	<u>1,128,724</u>	<u>1,128,724</u>	<u>1,128,724</u>	<u>0</u>
Fund balances, September 30	<u>\$ 1,196,114</u>	<u>\$ 1,196,114</u>	<u>\$ 1,230,523</u>	<u>\$ 34,409</u>

The accompanying notes are an integral part of these financial statements.

Leon County, Florida

Statement of Revenues, Expenditures, and Changes in Fund Balances - Budget and Actual
Special Assessment Paving Fund

Year Ended September 30, 2016

	<u>Budgeted Amounts</u>		<u>Actual Amounts</u>	<u>Variance with Final Budget Positive (Negative)</u>
	<u>Original</u>	<u>Final</u>		
Revenues				
Interest	\$ 56,173	\$ 56,173	\$ 1,137	\$ (55,036)
Miscellaneous	229,295	229,295	368,719	139,424
Total revenues	<u>285,468</u>	<u>285,468</u>	<u>369,856</u>	<u>84,388</u>
Expenditures				
Public safety	<u>0</u>	<u>0</u>	<u>0</u>	<u>0</u>
Total expenditures	<u>0</u>	<u>0</u>	<u>0</u>	<u>0</u>
Excess (deficiency) of revenues over (under) expenditures	<u>285,468</u>	<u>285,468</u>	<u>369,856</u>	<u>84,388</u>
Other financing sources (uses)				
Transfers out	<u>(285,468)</u>	<u>(285,468)</u>	<u>(215,480)</u>	<u>69,988</u>
Total other financing sources (uses)	<u>(285,468)</u>	<u>(285,468)</u>	<u>(215,480)</u>	<u>69,988</u>
Net change in fund balances	0	0	154,376	154,376
Fund balances, October 1	<u>264,056</u>	<u>264,056</u>	<u>264,056</u>	<u>0</u>
Fund balances, September 30	<u>\$ 264,056</u>	<u>\$ 264,056</u>	<u>\$ 418,432</u>	<u>\$ 154,376</u>

The accompanying notes are an integral part of these financial statements.

Leon County, Florida

Statement of Net Position
Proprietary Funds

September 30, 2016

	Business-type Activities - Landfill Fund	Governmental Activities - Internal Service Funds
Assets		
Current assets:		
Cash	\$ 1,004	\$ 822,338
Cash with fiscal agent	0	92,603
Investments	8,643,075	6,071,913
Receivables:		
Accounts	1,090,060	162,215
Intergovernmental	0	10,391
Due from other funds	0	10,685
Inventory	1,214	39,710
Total current assets	<u>9,735,353</u>	<u>7,209,855</u>
Noncurrent assets:		
Restricted cash and investments	7,788,125	0
Capital assets:		
Land nondepreciable	1,809,844	0
Depreciable (net)	9,371,099	0
Total noncurrent assets	<u>18,969,068</u>	<u>0</u>
Total assets	<u>28,704,421</u>	<u>7,209,855</u>
Liabilities		
Current liabilities:		
Accounts payable	676,409	482,513
Accrued liabilities	160,127	56,826
Due to other funds	0	79,812
Compensated absences	49,998	314,641
Claims and judgements	0	3,884,555
Total current liabilities	<u>886,534</u>	<u>4,818,347</u>
Noncurrent liabilities:		
Compensated absences	117,011	299,182
Liability for closure costs/maintenance	13,789,224	0
Total noncurrent liabilities	<u>13,906,235</u>	<u>299,182</u>
Total liabilities	<u>14,792,769</u>	<u>5,117,529</u>
Net position		
Investment in capital assets	11,180,943	0
Unrestricted	2,730,709	2,092,326
Total net position	<u>13,911,652</u>	<u>\$ 2,092,326</u>
Adjustment to reflect the consolidation of internal service fund activities related to enterprise funds	465,994	
Net position of business-type activities	<u>\$ 14,377,646</u>	

The accompanying notes are an integral part of these financial statements.

Leon County, Florida

Statement of Revenues, Expenses, and Changes in Net Position
Proprietary Funds

Year Ended September 30, 2016

	Business-type Activities- Landfill Fund	Governmental Activities- Internal Service Funds
Operating revenues		
Charges for services	\$ 8,490,050	\$ 6,939,617
Total operating revenues	<u>8,490,050</u>	<u>6,939,617</u>
Operating expenses		
Personnel services	1,763,298	583,883
Contractual services	7,468,813	114,645
Supplies	265,231	959,588
Communications services	31,435	621,804
Insurance	49,688	3,232,533
Utility services	32,443	19,551
Depreciation	940,146	0
Other services and charges	5,024,986	1,139,751
Total operating expenses	<u>15,576,040</u>	<u>6,671,755</u>
Operating income (loss)	<u>(7,085,990)</u>	<u>267,862</u>
Nonoperating revenues		
Taxes	1,785,686	0
Interest	254,096	97,396
Net increase (decrease) in fair value of investments	120,586	20,001
Miscellaneous	184,741	0
Total nonoperating revenues	<u>2,345,109</u>	<u>117,397</u>
Income (loss) before transfers	(4,740,881)	385,259
Transfers in	582,191	0
Transfers out	<u>(30,053)</u>	<u>0</u>
* Change in net position	(4,188,743)	385,259
Net position, October 1	<u>18,100,395</u>	<u>1,707,067</u>
Net position, September 30	<u>\$ 13,911,652</u>	<u>\$ 2,092,326</u>

* Adjustment to reflect the consolidation of internal service fund activities related to enterprise funds.
Change in net position of business-type activities

30,982
\$ (4,157,761)

The accompanying notes are an integral part of these financial statements.

Leon County, Florida

Statement of Cash Flows
Proprietary Funds

Year Ended September 30, 2016

	Business-type Activities - Landfill Fund	Governmental Activities - Internal Service Funds
Cash flows from operating activities		
Receipts from customers	\$ 11,008,859	\$ 174,071
Payments to suppliers	(12,280,522)	(4,077,968)
Payments to employees	(1,737,669)	(627,457)
Claims paid	0	(1,475,372)
Payment for interfund services	(49,688)	6,761,865
Net cash (used in) provided by operating activities	<u>(3,059,020)</u>	<u>755,139</u>
Cash flows from noncapital financing activities		
Tax proceeds	1,785,686	0
Transfers from other funds	582,191	0
Transfers to other funds	(30,053)	0
Net cash provided by noncapital financing activities	<u>2,337,824</u>	<u>0</u>
Cash flows from capital and related financing activities		
Sale of property	1,490,139	0
Acquisition and/or construction of capital assets	(646,545)	0
Net cash used in capital and related financing activities	<u>843,594</u>	<u>0</u>
Cash flows from investing activities		
Proceeds from sales and maturities of investments	4,044,235	2,466,731
Purchases of investments	(4,534,942)	(3,243,387)
Interest and dividends received	247,019	92,711
Net increase (decrease) in fair value of investments	120,586	20,001
Net cash provided by (used in) investing activities	<u>(123,102)</u>	<u>(663,944)</u>
Net increase in cash	(704)	91,195
Cash and equivalents, October 1	1,708	823,746
Cash and equivalents, September 30	<u>\$ 1,004</u>	<u>\$ 914,941</u>

The accompanying notes are an integral part of these financial statements.

Leon County, Florida

Statement of Cash Flows
Proprietary Funds

Year Ended September 30, 2016

	Business-type Activities - Landfill Fund	Governmental Activities - Internal Service Funds
Reconciliation of operating (loss) income to net cash (used in) provided operating activities		
Operating (loss) income	\$ (7,085,990)	\$ 267,862
Adjustments to reconcile operating (loss) income to net cash (used in) provided by operating activities:		
Depreciation expense	940,146	0
Change in assets and liabilities:		
Receivables	(292,295)	36,836
Due from other funds	0	(5,888)
Inventories	2,548	4,626
Accounts payable	539,838	529,906
Accrued expenses	25,629	(78,203)
Other current liabilities	0	0
Unearned revenues	(589)	0
Estimated liability for closure	2,811,693	0
Net cash (used in) provided by operating activities	<u>\$ (3,059,020)</u>	<u>\$ 755,139</u>

The accompanying notes are an integral part of these financial statements.

Leon County, Florida

Statement of Fiduciary Net Position
Agency Funds

September 30, 2016

	Total Agency Funds
Assets	
Cash	\$ 7,748,940
Accounts receivable	1,757,798
Intergovernmental receivables	40,000
Total assets	<u>\$ 9,546,738</u>
Liabilities	
Accounts payable	\$ 2,069,296
Intergovernmental payables	2,178,686
Deposits	3,399,298
Installment tax deposits	1,899,458
Total liabilities	<u>\$ 9,546,738</u>

The accompanying notes are an integral part of these financial statements.

LEON COUNTY, FLORIDA
 NOTES TO FINANCIAL STATEMENTS
 SEPTEMBER 30, 2016

I.	SUMMARY OF SIGNIFICANT ACCOUNTING POLICIES	
A.	Reporting Entity.....	34
B.	Measurement Focus and Basis of Accounting.....	37
C.	Basis of Presentation	40
D.	Assets, Liabilities, and Net Position	42
II.	RECONCILIATION OF GOVERNMENT-WIDE AND FUND FINANCIAL STATEMENTS	
A.	Explanation of Differences Between the Governmental Fund Balance Sheet and the Government-wide Statement of Net Position.....	47
B.	Explanation of Differences Between the Governmental Fund Operating Statements and the Government-wide Statement of Activities	52
III.	STEWARDSHIP, COMPLIANCE, AND ACCOUNTABILITY	
A.	Budgets and Budgetary Accounting.....	56
IV.	CASH AND INVESTMENTS	58
V.	PROPERTY TAXES	63
VI.	CAPITAL ASSETS	
A.	Capital Asset Activity.....	65
B.	Depreciation Expense	66
VII.	INTERFUND RECEIVABLES, PAYABLES, AND TRANSFERS	
A.	Interfund Balances	67
B.	Interfund Transfers	68
VIII.	LONG-TERM OBLIGATIONS	
A.	Long-term Obligations.....	69
B.	A Schedule of Debt Service Requirements.....	71
C.	Refunded Obligations	71
D.	A summary of changes in the long-term debt of the County	72
E.	Purchase Cards.....	73
F.	Special Assessment Debt.....	73
G.	Demand Bonds.....	73
H.	Conduit Debt Obligations	74
I.	Debt Parity	74
IX.	CLOSURE AND POST CLOSURE CARE COST	75
X.	EMPLOYEE BENEFITS	
A.	Florida Retirement System	76
B.	Deferred Compensation Plan	88
C.	Liability for Compensated Absences	88
D.	Executive Service Plan	88
E.	Post Employment Benefits Other Than Pension Benefits	88

XI.	RISK MANAGEMENT AND CONVENTIONALLY INSURED CLAIMS & LOSSES	
	A. General Liability	91
	B. Workers Compensation.....	91
	C. Automobile Liability	92
	D. Professional Liability.....	93
	E. Excess Insurance.....	93
XII.	SEGMENT INFORMATION – ENTERPRISE FUNDS.....	93
XIII.	OTHER REQUIRED INDIVIDUAL FUND DISCLOSURES	
	A. Excess of Expenditures over Appropriations.....	93
	B. Excess of Expenditures Over Revenue in the Budget Column.....	93
	C. Deficit Fund Balances.....	94
	D. Minimum Fund Balance Policy	94
	E. Fund Balance	95
XIV.	COMMITMENTS AND CONTINGENCIES	
	A. Contract Commitments	96
	B. Potential Liabilities Resulting from Litigation	100
	C. Subsequent Events	101

Leon County, Florida

Notes to the Financial Statements

Year Ended September 30, 2016

Note I. SUMMARY OF SIGNIFICANT ACCOUNTING POLICIES

A. Reporting Entity

Leon County, Florida (the County) is a political subdivision of the State of Florida and provides services to its residents in many areas, including public safety, transportation, recreation, and human services. The County is governed by an elected Board of County Commissioners (seven members). In addition to the members of the Board of County Commissioners, there are five elected Constitutional Officers: Clerk of the Circuit Court and Comptroller, Sheriff, Tax Collector, Property Appraiser, and Supervisor of Elections. The Constitutional Officers maintain separate accounting records and budgets. Effective for the 2003 fiscal year, the citizens of Leon County passed a voter referendum to make Leon County a Charter County. The Charter is a simple charter, which allows for the same powers and duties as provided in the Constitution of the State of Florida and *Florida Statutes*. However, in certain instances, the Charter may alter or expand the powers of the elected officials via voter referendum.

The accompanying financial statements present the combined financial position and results of operations of the entity as a whole, by major fund and nonmajor funds in aggregate, that are governed by the Board and the Constitutional Officers of Leon County, Florida.

The Board of County Commissioners funds a portion, or in some cases all, of the operating budgets of the County's Constitutional Officers. The payments by the Board of County Commissioners to fund the operating budgets of the Constitutional Officers are recorded as expenditures on the financial statements of the Board and as appropriations or charges for services on the financial statements of the Constitutional Officers. Accordingly, such amounts and the budget relating to those amounts have been eliminated in the accompanying combined financial statements.

Component Units

The component units that are discussed below have been reviewed to see if they should be included in the County's reporting entity. They would be included in the County's reporting entity either because of the significance of the operational relationship or the County is financially accountable for the component unit. The County is financially accountable for an organization when the County appoints a voting majority of the organization's governing body and is able to impose its will on the organization. The County is also financially accountable when there is a potential for the organization to provide a financial benefit or impose a financial burden on Leon County, or the organization is fiscally dependent on the County.

Specific criteria used to determine financial accountability are:

- Selection of a voting majority of the governing body.
- Imposition of will: Ability to remove appointed members at will; ability to approve or modify charges affecting revenue; ability to appoint, hire or dismiss management.

Leon County, Florida

Notes to the Financial Statements

Year Ended September 30, 2016

Note I. SUMMARY OF SIGNIFICANT ACCOUNTING POLICIES (continued)

A. Reporting Entity (continued)

Component Units (continued)

- Financial benefit or burden relationship: The County is legally entitled to or can otherwise access the organization's resources; the County is legally obligated or has otherwise assumed the obligation to finance the deficits of or provide support to the organization; or the County is obligated in some manner for the debt of the organization.
- Fiscal dependency: Ability to approve or modify the organization's budget or rate charges and ability to approve debt issuances and/or tax levies.

Financial statements of component units would be included in the financial reporting entity either as a blended component unit or as a discretely presented component unit in accordance with governmental accounting standards. At September 30, 2016, the only component unit of the County is The Housing Finance Authority of Leon County (the Authority) and is presented in a separate column on the County's financial statements.

The Authority was created as a Florida public corporation in accordance with the Florida Housing Finance Authority Law, Part IV of Chapter 159, *Florida Statutes* (1979), following the adoption of an approving ordinance (#80-39) by the Board of County Commissioners of Leon County, Florida. The Authority is a Dependent Special District as defined in Section 189.4041, *Florida Statutes*.

The Authority's governing board is appointed by the Board of County Commissioners; the budget is approved by the County; all bonds issued and contracts entered into must be approved by the County; the County may, at its sole discretion, and at anytime, alter or change the structure, organization, programs or activities of the Authority, including the power to terminate the Authority; and the County maintains the books and records of the Authority. This unit is reported in a separate column to emphasize that it is legally separate from the County. Separate financial information for the Authority is available in the Finance Department currently housed in the Bank of America Building, commonly known as the BOA Building, 315 South Calhoun Street, Suite 450, Tallahassee, Florida 32301.

Excluded from the Reporting Entity

The Leon County Health Facilities Authority, Leon County Research and Development Authority, Leon County Education Facilities Authority, Leon County Energy Improvement District, and Community Redevelopment Agency have been established under *Florida Statutes*, Chapter 159, Part V, Chapter 154, Part III, Chapter 243, Chapter 189, Part II and Chapter 163, Part III, respectively. Operations of the above authorities are not included in this report because they do not meet the criteria for inclusion in the reporting entity as set forth in GASB Statement No. 39.

Leon County, Florida

Notes to the Financial Statements

Year Ended September 30, 2016

Note I. SUMMARY OF SIGNIFICANT ACCOUNTING POLICIES (continued)

A. Reporting Entity (continued)

Excluded from the Reporting Entity (continued)

Other public entities located within Leon County and not included in the financial statements of the County include municipalities and the following independent taxing districts authorized and established by the laws of Florida:

- Leon County District School Board
- Leon County Health Department
- Fallschase Special Taxing District
- Northwest Florida Water Management District

These potential component units have been excluded because they do not meet the criteria for inclusion in the reporting entity.

Consolidated Dispatch Agency

In May 2012, the City of Tallahassee, Leon County, Florida, and the Leon County Sheriff's Office entered into an inter-local agreement authorized by Section 163.01, *Florida Statutes*. This agreement created a Consolidated Dispatch Agency (CDA) for the purpose of dispatching law enforcement, fire and emergency medical services personnel. The term of this agreement is for a period of 10 years, commencing April 1, 2013, and will renew automatically thereafter. The CDA will govern and manage the provision of public safety consolidated dispatch services on a county-wide basis.

The governing body of the CDA consists of the City of Tallahassee City Manager, the Leon County Administrator and the Leon County Sheriff, hereinafter called the Council. The City and Sheriff shall fund the CDA budget proportionately based upon the per capita population within the corporate limits of the City of Tallahassee for the city, and the per capita population within the unincorporated area of Leon County for the Sheriff, and a service cost allocation shall be included in the CDA's annual budget.

Capital Regional Transportation Planning Agency

In December 2004, the Capital Regional Transportation Planning Agency (CRTPA) was created through an inter-local agreement between the Florida Department of Transportation; the Counties of Leon, Gadsden, Jefferson and Wakulla; the Cities of Tallahassee, Chattahoochee, Gretna, Midway, Monticello, Quincy, St. Marks and Sopchoppy; the towns of Greensboro, Havana and the Leon County School Board as authorized by Section 163.01 *Florida Statutes*. It was established in order for the members to participate cooperatively in the development of transportation related plans and programs.

Leon County, Florida

Notes to the Financial Statements

Year Ended September 30, 2016

Note I. SUMMARY OF SIGNIFICANT ACCOUNTING POLICIES (continued)

A. Reporting Entity (continued)

Capital Regional Transportation Planning Agency (continued)

The governing board consists of voting representatives from the Counties of Leon, Gadsden, Jefferson, and Wakulla; the Cities of Midway, Quincy, Tallahassee, Chattahoochee and Gretna; the Towns of Greensboro and Havana, the Leon County School Board, and three nonvoting representatives from the Florida Department of Transportation, the Federal Highway Administration, and StarMetro.

The CRTPA receives federal and state transportation funds for the performance of its transportation planning and programming activities. If operating expenses exceed the external funding obtained, the deficit is funded by the members of the CRTPA in proportion of their weighted votes. As a participating member of CRTPA, Leon County has a limited share of financial responsibility for any such deficits. Current audited financial statements may be obtained from the Capital Regional Transportation Planning Agency, 300 S. Adams Street, Box A-19, Tallahassee, Florida 32301.

Leon County-City of Tallahassee Blueprint 2000 Intergovernmental Agency

In October 2000, Leon County entered into an interlocal agreement with the City of Tallahassee as authorized by Section 163.01(7) *Florida Statutes*. This agreement created the Blueprint 2000 Intergovernmental Agency to govern the project management for the project planning and construction of a list of projects known as the Blueprint 2000 projects. The Board of County Commissioners and the City Commission constitute the Blueprint 2000 Intergovernmental Agency. The revenues to fund the projects under this agreement are the collections of the local government infrastructure sales surtax, which began December 1, 2004. This tax was extended pursuant to the provisions in Section 212.055, *Florida Statutes*, until December 31, 2039.

Periodically, the Agency provides construction management services to the County. For these services the Agency and the County entered into Joint Participation Agreements whereby the County agrees to pay an administrative fee to the Agency.

Current audited financial statements may be obtained from Blueprint 2000, 315 S. Calhoun Street, Suite 450, Tallahassee, Florida 32301.

B. Measurement Focus and Basis of Accounting

The basic financial statements of the County are composed of the following:

- Government-wide financial statements
- Fund financial statements

Leon County, Florida

Notes to the Financial Statements

Year Ended September 30, 2016

Note I. SUMMARY OF SIGNIFICANT ACCOUNTING POLICIES (continued)

B. Measurement Focus and Basis of Accounting (continued)

- Notes to the financial statements

Government-wide Financial Statements

Government-wide financial statements (the Statement of Net Position and Statement of Activities) provide financial information about Leon County government as a whole, except for its fiduciary activities. These statements include separate columns for the governmental and business-type activities of the primary government, as well as its discretely presented component unit and provide for a consolidated financial picture of the government. The Statement of Net Position reports all financial and capital resources of Leon County's governmental and business-type activities. The Statement of Activities reports functional categories of programs provided by the County and demonstrate how and to what degree those programs are supported by specific revenue. As part of the consolidation process, the effect of interfund activity has been removed from these statements to avoid distorted financial results. Any interfund services provided and used are not eliminated during this process, but reassigned to governmental activities. Any amounts reported as interfund balances represent the residual amounts due between governmental and business-type activities. Fiduciary funds of the government are also removed from this presentation since the resources are not available for general government funding purposes due to the fact that agency funds do not have a measurement focus. Governmental activities, which normally are supported by taxes and intergovernmental revenues, are reported separately from business-type activities. Business-type activities rely, to a significant extent, on fees and charges for support.

Likewise, the primary government is reported separately from the legally separate component unit for which the primary government is financially accountable. Government-wide financial statements are reported using the economic resources measurement focus and the accrual basis of accounting, as are the proprietary fund and agency fund financial statements. Under the accrual basis of accounting, revenues, expenses, gains, losses, assets, and liabilities resulting from exchange and exchange-like transactions are recognized when the exchange takes place. Revenues, expenses, gains, losses, assets, and liabilities resulting from nonexchange transactions are recognized in accordance with the requirements of GASB Statement No. 33, *Accounting and Financial Reporting for Nonexchange Transactions*. Program revenues include charges for services, fines and forfeiture, licenses and permits, and payments made by parties outside of the reporting government's citizenry if that money is restricted to a particular program. Program revenues are netted with program expenses in the Statement of Activities to present the net cost of each program. Amounts paid to acquire capital assets are capitalized as assets in the government-wide financial statements, rather than being reported as expenditures. Proceeds of long-term debt are recorded as liabilities in the government-wide financial statements, rather than as other financing sources. Amounts paid to reduce long-term indebtedness of the reporting government are reported as reductions of the related liability, rather than as expenditures.

Leon County, Florida

Notes to the Financial Statements

Year Ended September 30, 2016

Note I. SUMMARY OF SIGNIFICANT ACCOUNTING POLICIES (continued)

B. Measurement Focus and Basis of Accounting (continued)

Fund Financial Statements

The accounts of the County are organized on the basis of funds, each of which is considered a separate accounting entity. The operations of each fund are accounted for with a separate set of self-balancing accounts that comprises its assets, liabilities, fund equity, revenue and expenditures, or expenses, as appropriate. Government resources are allocated to and accounted for in individual funds based upon the purposes for which they are to be spent and the means by which spending activities are controlled.

A fund financial statement for the primary government's governmental, proprietary, and fiduciary funds are presented after the government-wide financial statements. These statements show information about major funds individually and nonmajor funds in the aggregate for governmental and enterprise funds. The fiduciary statement includes financial information for the agency funds. The agency funds of the County primarily represent assets held by the County in a custodial capacity for other individuals or governments.

Governmental Funds

Governmental fund financial statements are reported using the current financial resources measurement focus and the modified accrual basis of accounting. Revenues are recognized as soon as they are both measurable and available. Revenues are considered to be available when they are collected within the current period or soon enough thereafter to pay liabilities of the current period. For this purpose, the County considers revenues to be available if they are collected within 60 days of the end of the current fiscal period. Expenditures generally are recorded when a liability is incurred, as under accrual accounting. Franchise fees, licenses, sales taxes, gas taxes, operating and capital grants, and interest associated with the current fiscal period are all considered to be susceptible to accrual and have been recognized as revenues of the current fiscal period. All other revenue items are considered to be measurable only when the County receives cash.

Under the current financial resources measurement focus, only current assets and current liabilities are generally included on the balance sheet. The reported fund balance is considered to be a measure of "available spendable resources." Governmental funds operating statements present increases (revenues and other financing sources) and decreases (expenditures and other financing uses) in net current assets. Accordingly, they are said to present a summary of sources and uses of "available spendable resources" during a period.

Noncurrent portions of long-term receivables (special assessment) due to governmental funds are reported on their balance sheets in spite of their spending measurement focus. Noncurrent portions of other long-term receivables are offset by deferred revenue.

Because of their spending measurement focus, expenditure recognition for governmental fund types excludes amounts represented by noncurrent liabilities. Since they do not affect net current assets, such long-term amounts are not recognized as governmental fund type expenditures or fund liabilities.

Leon County, Florida
Notes to the Financial Statements
Year Ended September 30, 2016

Note I. SUMMARY OF SIGNIFICANT ACCOUNTING POLICIES (continued)

B. Measurement Focus and Basis of Accounting (continued)

Fund Financial Statements (continued)

Amounts expended to acquire capital assets are recorded as expenditures in the year that resources were expended, rather than as fund assets. The proceeds of long-term debt are recorded as an other financing source rather than as a fund liability. However, debt service expenditures, as well as expenditures related to compensated absences and claims and judgments, are recorded only when payment is due.

Proprietary Funds

The County's enterprise funds and internal service funds are proprietary funds. In the fund financial statements, proprietary funds are presented using the accrual basis of accounting.

Revenues are recognized when they are earned and expenses are recognized when the related goods or services are delivered. In the fund financial statements, proprietary funds are presented using the economic resources measurement focus. This means that all assets and all liabilities (whether current or noncurrent) associated with their activity are included on their balance sheets. Proprietary fund type operating statements present increases (revenues) and decreases (expenses) in total net position.

Proprietary fund operating revenues, such as charges for services, result from exchange transactions associated with the principal activity of the fund. Exchange transactions are those in which each party receives and gives up essentially equal values. Nonoperating revenues, such as subsidies, taxes, and investment earnings, result from nonexchange transactions or ancillary activities. Amounts paid to acquire capital assets are capitalized as assets in the fund financial statements, rather than reported as an expenditure. Proceeds of long-term debt are recorded as a liability in the fund financial statements, rather than as other financing sources. Amounts paid to reduce long-term indebtedness are reported as a reduction of the related liabilities, rather than as an expense.

C. Basis of Presentation

GASB 34 sets forth minimum criteria (percentage of the assets, liabilities, revenues or expenditures/expenses of either fund category and the governmental and enterprise combined) for the determination of major funds. The nonmajor funds are combined in a column in the fund financial statements and detailed in the combining section.

Leon County, Florida

Notes to the Financial Statements

Year Ended September 30, 2016

Note I. SUMMARY OF SIGNIFICANT ACCOUNTING POLICIES (continued)

C. Basis of Presentation (continued)

Governmental Major Funds:

The County reports the following major funds in the governmental fund financial statements:

General — The General Fund is the general operating fund of the County. This fund is used to account and report all financial resources not required to be accounted for and reported in another fund.

Fine & Forfeiture — This fund was established to account for and report the proceeds of specific revenues collected pursuant to the provisions of Section 142.01, *Florida Statutes*. It also accounts for and reports expenditures restricted or committed to the costs of criminal prosecutions and for the proceeds of certain court fines and costs as well as accounting for ad valorem tax revenues collected and used to support the Sheriff's Department.

Grants — This fund is used to account for and report the proceeds of revenues that are restricted or committed to expenditures of federal, state and local grants awarded to the County. This fund also includes the corresponding County matching funds for the various grants.

Fire Rescue Services — This fund was established to fund enhanced fire protection services in the unincorporated area of Leon County. The revenue source is derived from a fire service fee levied on single-family, commercial, and governmental properties in the unincorporated area of the county. It also assists with funding for volunteer fire departments. By interlocal agreement, the fire rescue and emergency management services are functionally consolidated under the city and county.

Special Assessment Paving — This fund accounts for the repayment of special assessments associated with the county's paving program. Repayments are collected as non-ad valorem special assessment on the annual tax bill. The revenues are repaying the county for the costs to construct the paving projects.

Capital Improvement — This fund is used to account for and report the financial resources restricted, committed, or assigned to the expenditures for the acquisition or construction of major non-transportation related capital facilities and/or projects other than those financed by proprietary funds.

Proprietary Major Fund:

Landfill — This fund accounts for the revenues, expenses, assets, and liabilities associated with the County landfill and transfer station.

Note: The determination of which funds are major funds will vary from year to year because the determination is made using the calculation requirements established in GASB 34.

Leon County, Florida

Notes to the Financial Statements

Year Ended September 30, 2016

Note I. SUMMARY OF SIGNIFICANT ACCOUNTING POLICIES (continued)

C. Basis of Presentation (continued)

Other Fund Types:

Internal Service Funds — Internal Service Funds account for fleet management, communications, and self insurance services provided to other departments of the County on a cost reimbursement basis, as well as to report the funded and accrued compensated absences for the Clerk of the Circuit Court and Comptroller (the Clerk) only.

Agency Funds — Agency Funds are used to account for the collection and disbursement of monies by the County on behalf of other governments and individuals, such as cash bonds, traffic fines, support payments, and ad valorem taxes.

Noncurrent Governmental Assets/Liabilities

GASB 34 requires noncurrent governmental assets, such as land and buildings, and noncurrent governmental liabilities, such as general obligation bonds, revenue bonds, and capital leases, be reported in the governmental activities column in the government-wide Statement of Net Position.

D. Assets, Liabilities, and Net Position

Cash and Cash Equivalents

Cash and cash equivalents are defined as short-term, highly liquid investments that are both readily convertible to known amounts of cash and have an original maturity of three months or less. This includes cash in banks, repurchase agreements with financial institutions, petty cash, and cash with claims administrators.

Investments

Florida Statutes authorize the County to invest in various instruments. The County reports investments in accordance with the requirements of GASB pronouncements.

Receivables and Payables

Receivables are shown net of an allowance for uncollectibles. The emergency medical services allowance is equal to 67% of outstanding gross charges at September 30, 2016.

Leon County, Florida

Notes to the Financial Statements

Year Ended September 30, 2016

Note I. SUMMARY OF SIGNIFICANT ACCOUNTING POLICIES (continued)

D. Assets, Liabilities, and Net Position (continued)

Inventories and Prepaid Items

Inventories, consisting primarily of expendable items (materials and supplies), are determined by physical count at the County's fiscal year-end and valued at cost on the basis of the "first-in first-out" method of accounting. Inventory shown in the Governmental Funds consists of fuel, medical supplies, vehicle parts, and road materials. The inventory is recorded as an expenditure when consumed (consumption method) rather than when purchased.

Certain payments to vendors reflect costs applicable to future accounting periods and are recorded as prepaid items in both government-wide and fund financial statements.

Restricted Assets

Certain funds of the County are classified as restricted assets on the Statement of Net Position because the restriction is either imposed by law through constitutional provisions or enabling legislation or imposed externally by creditors, grantors, contributors, or laws or regulations of other governments. Therefore, their use is limited by applicable laws and regulations. It is the practice of the County to utilize its restricted net position before its unrestricted net position. Certain Landfill Fund assets are required to be segregated from other current assets. These assets are legally restricted for specific purposes, such as landfill closure and post-closure care.

Capital Assets

Capital assets include property, plant, equipment, and infrastructure assets. Infrastructure assets are defined as public domain fixed assets such as roads, bridges, curbs and gutters, streets and sidewalks, drainage systems, lighting systems, and similar assets that are immovable and of value only to the government unit. All qualified infrastructure assets have been capitalized and included in the September 30, 2016 financial statements. Capital assets are reported in the government-wide financial statements in the applicable governmental or business-type activities column, as well as the proprietary fund financial statements. Capital assets are defined by Section 274.02, *Florida Statutes*, to include items of a nonconsumable nature with a value of at least \$1,000 and a life of one year or more. The County maintains an administrative record of these assets. However, for reporting purposes, the threshold for capitalizing property, plant, and equipment is \$20,000, buildings \$50,000 and infrastructure is \$100,000. Capital assets are recorded at cost or estimated historical cost. Contributed assets are recorded at estimated fair market value at the time received. Depreciation is calculated using the straight-line method over the estimated useful lives of the related assets.

Leon County, Florida

Notes to the Financial Statements

Year Ended September 30, 2016

Note I. SUMMARY OF SIGNIFICANT ACCOUNTING POLICIES (continued)

D. Assets, Liabilities, and Net Position (continued)

The ranges of useful lives are as follows:

Assets	Years
Building	30-50
Improvements other than buildings	6-50
Equipment	3-35
Library Collection	5
Furniture	4-20
Vehicle & rolling stock	3-10
Infrastructure	20-50

Florida Statutes require that the County maintain accountability for all assets used in operations, except those maintained by the Sheriff.

Capitalization of Interest

Interest costs related to bond issues are capitalized during the construction period for proprietary activities only; GASB Statement No. 37 removes the capitalization of construction period interest requirement for capitalized assets used in governmental activities. Instead, such costs are netted against applicable interest earnings on construction fund investments. During the current period, the County did not have any capitalized interest.

Unearned Revenues

Revenues received in advance are reported in government-wide financial statements represent unearned revenues. The unearned revenues will be recognized as revenue in the fiscal year they are earned in accordance with the accrual basis of accounting. Deferred revenues reported in governmental fund financial statements represent unearned revenues or revenues which are measurable but not available. In accordance with the modified accrual basis of accounting, these items are reported as deferred revenues.

Landfill Closure Costs

The County has adopted a policy, based on U.S. Environmental Protection Agency rules and in accordance with Florida Law, to set aside funds for the post-closure care costs of the County's landfills.

Within the Landfill Fund, deposits are made to the fund's other cash and cash equivalents account for the purpose of complying with the escrow requirements of Rule 17-701.630, Florida Administrative Code. This rule requires the County to annually deposit funds in an interest bearing escrow account for the purpose of funding the minimum estimated landfill closure cost. This amount is represented as "restricted assets" on the Statement of Net Position.

Leon County, Florida

Notes to the Financial Statements

Year Ended September 30, 2016

Note I. SUMMARY OF SIGNIFICANT ACCOUNTING POLICIES (continued)

D. Assets, Liabilities, and Net Position (continued)

Landfill Closure Costs (continued)

Per the above rule, an audited report is filed each year with the Florida Department of Environmental Protection. The liability on the face of the County's statements is equal to the total estimated cost of closure and post-closure care. The estimates are reviewed and adjusted each year for changes due to inflation, technology or applicable laws or regulations.

Accrued Compensated Absences

The County accrues accumulated unpaid vacation and sick leave when earned by the employee. The current portion is the amount estimated to be used in the following year. The noncurrent portion is the amount estimated to be used in subsequent fiscal years. Both the current and noncurrent estimated accrued compensated absences amounts for governmental funds are maintained separately and represent a reconciling item between the fund and the government-wide presentations.

Although the Clerk is not legally required to accumulate expendable available financial resources to liquidate this obligation, funding for the Court side of the Clerk's budget has been reduced each year since 2009. Due to the uncertainty of the Clerk's funding, an internal service fund has been established to record compensated absences earned but not paid for both the court and non-court functions.

Net Obligation for Pension Benefits

The County offers retiree pension benefits for qualifying employees that have retired from a Florida Retirement System (FRS) pension plan. Following the provisions of GASB Statement No. 68, a net obligation is accrued as a non-current liability and is a reconciling item between the fund and the government-wide presentations.

Net Obligation for Other Postemployment Benefits

The County offers retiree medical and life insurance benefits for qualifying employees that have retired from the Florida Retirement System (FRS) pension plan. Following the provisions of GASB Statement No. 45, a net obligation is accrued as a noncurrent liability and is a reconciling item between the fund and the government-wide presentations.

Leon County, Florida

Notes to the Financial Statements

Year Ended September 30, 2016

Note I. SUMMARY OF SIGNIFICANT ACCOUNTING POLICIES (continued)

D. Assets, Liabilities, and Net Position (continued)

Obligation for Bond Arbitrage Rebate

Pursuant to Section 148(f) of the U.S. Internal Revenue Code, the County must rebate to the United States Government the excess of interest earned from the investment of certain debt proceeds and pledged revenues over the yield rate of the applicable debt. The County uses the “revenue reduction” approach in accounting for rebatable arbitrage, which treats excess earnings as a reduction of revenue. The County has recorded an arbitrage liability outstanding as of September 30, 2016.

Due to/from Other Funds

These are activities between funds. Such amounts are representative of lending/borrowing arrangements outstanding at the end of the fiscal year and referred to as either “due to/from other funds” (i.e., the current portion of interfund loans) or “advances to/from other funds” (i.e., the noncurrent portion of interfund loans). Any residual balances outstanding between the governmental activities and business-type activities are reported in the government-wide financial statements as “internal balances.”

Net Position/Fund Balances

Net Position is the difference between fund assets and liabilities on the government-wide, proprietary, and fiduciary fund statements. Fund Balances is the difference between assets and liabilities on the governmental fund statements. Net investment in capital assets consists of capital assets, net of accumulated depreciation and reduced by the outstanding balances of bonds, mortgages, notes, or other debt resulting from the acquisition, construction, or improvement of the assets.

In order to implement GASB Statement No. 54, a County financial policy was written to define the different fund balance classifications for governmental funds and the order that the resources are used. There are five classifications of fund balance for governmental funds.

Nonspendable Fund Balance - Balances are comprised of funds that cannot be spent because they are either not in spendable form or are legally or contractually required to be maintained intact.

Restricted Fund Balance - Balances are comprised of funds that have legally enforceable constraints placed on their use or those funds that have externally-imposed restrictions by resource providers or creditors, grantors, contributors, voters, or interlocal agreement, or enabling legislation.

Leon County, Florida

Notes to the Financial Statements

Year Ended September 30, 2016

Note I. SUMMARY OF SIGNIFICANT ACCOUNTING POLICIES (continued)

D. Assets, Liabilities, and Net Position (continued)

Net Position/Fund Balances (continued)

Committed Fund Balance - Balances are comprised of unrestricted funds used for specific purposes pursuant to constraints imposed by formal action such as ordinances, resolutions, or legislation of Leon County. Each of these actions is equally binding and as such, remain binding unless removed by a majority vote of the Board of County Commissioners.

Assigned Fund Balance - Balances are comprised of unrestricted funds informally constrained by a majority vote of the Board of County Commissioners, or by a designated county officer, in a manner that reflects the County's use of those resources such as appropriations of fund balance at year end or at the beginning of the new fiscal year.

Unassigned Fund Balance - Balances are comprised of the residual of the unrestricted funds in the General Fund and are not nonspendable, restricted, committed, or assigned. Other fund types can only report a negative unassigned residual amount.

The County's policy is that available resources will be spent in the following order: restricted, committed, assigned, and unassigned.

Reserves/Designations of Net Position

Net position of the Insurance Service Fund is maintained for anticipated future catastrophic losses pursuant to County policy and GASB Statement No. 10.

Note II. RECONCILIATION OF GOVERNMENT- WIDE AND FUND FINANCIAL STATEMENTS

A. Explanation of Differences Between the Governmental Fund Balance Sheet and the Government-wide Statement of Net Position

"Total fund balances" of the County's governmental funds of \$118,494,710 differs from "net position" of governmental activities of \$269,561,815 reported in the Statement of Net Position. This difference results primarily from the long-term economic focus of the Statement of Net Position versus the current financial resources focus of the governmental fund balance sheet.

Leon County, Florida

Notes to the Financial Statements

Year Ended September 30, 2016

**Note II. RECONCILIATION OF GOVERNMENT- WIDE AND FUND FINANCIAL STATEMENTS
(continued)**

**A. Explanation of Differences Between the Governmental Fund Balance Sheet and the Government-wide
Statement of Net Position (continued)**

Capital Related Items

When capital assets (property, plant, and equipment) to be used in governmental activities are purchased or constructed, the costs of those assets are reported as expenditures in governmental funds. However, the Statement of Net Position included those capital assets among the assets of the County as a whole.

Cost of capital assets	\$ 655,443,694
Accumulated depreciation	<u>(352,299,397)</u>
Net capital assets added	<u>\$ 303,144,297</u>

Long-term Debt Transactions

Long-term liabilities applicable to the County's governmental activities are not due and payable in the current period and accordingly are not reported as current fund liabilities. All liabilities (both current and long-term) are reported in the Statement of Net Position. Balances at September 30, 2016 were:

Capital Improvement Revenue Refunding Bonds Series 2015	\$ (6,886,000)
Capital Improvement Revenue Bonds, Series 2012A	(8,267,000)
Taxable Capital Improvement Revenue Bonds, Series 2012B	(12,351,000)
Capital Improvement Revenue Refunding Bonds, Series 2014	(15,951,002)
Unamortized bond premiums	(426,512)
Deferred outflow of difference between carry value of old and new debt	256,750
Pension related deferred outflows	60,682,316
Note payable	(836,648)
Liability for compensated absences	(15,718,252)
Net pension liability	(141,148,925)
Other postemployment benefits	(7,849,423)
Arbitrage rebate liability	(25,000)
Pension related deferred inflows	<u>(5,182,829)</u>
	<u>\$ (153,703,525)</u>

Leon County, Florida

Notes to the Financial Statements

Year Ended September 30, 2016

**Note II. RECONCILIATION OF GOVERNMENT- WIDE AND FUND FINANCIAL STATEMENTS
(continued)**

**A. Explanation of Differences Between the Governmental Fund Balance Sheet and the Government-wide
Statement of Net Position (continued)**

Internal Service Funds

Management uses internal service funds to charge the cost of fleet management and insurance activities to the individual funds benefited, as well as to report the funded and accrued compensated absences for the Clerk only. Because internal service funds primarily serve governmental activities of the County, the assets and liabilities of those funds are included in the governmental activities for government-wide reporting purposes. The total amount of internal service fund assets, net of liabilities, included with governmental activities on the September 30, 2016, Statement of Net Position is \$1,626,333.

Leon County, Florida

Notes to the Financial Statements

Year Ended September 30, 2016

**Note II. RECONCILIATION OF GOVERNMENT- WIDE AND FUND FINANCIAL STATEMENTS
(continued)**

A. Explanation of Differences Between the Governmental Fund Balance Sheet and the Government-wide Statement of Net Position (continued)

	<u>Total Governmental Funds</u>	<u>Capital Related Items</u>	<u>Long-term Debt Transactions</u>
Assets and Deferred Outflows			
Assets:			
Equity in pooled cash and equivalents	\$ 23,006,177	\$ 0	\$ 0
Investments	104,768,430	0	0
Receivables (net)	12,269,187	0	0
Due from other funds	1,909,749	0	0
Inventories	736,744	0	0
Other assets	24,398	0	0
Capital assets (net)	0	303,144,297	0
Total assets	<u>142,714,685</u>	<u>303,144,297</u>	<u>0</u>
Deferred Outflows:			
Loss deferral for difference between old and new debt	0	0	256,750
Pension related deferred outflows	0	0	60,682,316
Total deferred outflows	<u>0</u>	<u>0</u>	<u>60,939,066</u>
Total assets and deferred outflows	<u>142,714,685</u>	<u>303,144,297</u>	<u>60,939,066</u>
Liabilities, Deferred Inflows, and Fund Balances			
Liabilities:			
Accounts payable	\$ 9,571,468	\$ 0	\$ 0
Accrued liabilities	4,122,127	0	0
Intergovernmental payables	1,978,131	0	0
Internal balance	0	0	0
Estimated liability for self-insurance loss	0	0	0
Due to other funds	1,840,622	0	0
Deposits	677,199	0	0
Arbitrage rebate	0	0	25,000
Unearned revenue	4,819,401	0	0
Unamortized premium on bonds payable	0	0	426,512
Net pension liability	0	0	141,148,925
Other postemployment benefits	0	0	7,849,423
Accrued compensated balances	0	0	15,718,252
Bond and notes payable (net)	0	0	44,291,650
Total liabilities	<u>23,008,948</u>	<u>0</u>	<u>209,459,762</u>
Deferred Inflows:			
Deferred special assessments	1,211,027	0	0
Pension related deferred inflows	0	0	5,182,829
Total deferred inflows	<u>1,211,027</u>	<u>0</u>	<u>5,182,829</u>
Fund balance/net position	<u>118,494,710</u>	<u>303,144,297</u>	<u>(153,703,525)</u>
Total liabilities, deferred inflows, and fund balances/net position	<u>\$ 142,714,685</u>	<u>\$ 303,144,297</u>	<u>\$ 60,939,066</u>

Leon County, Florida

Notes to the Financial Statements

Year Ended September 30, 2016

**Note II. RECONCILIATION OF GOVERNMENT- WIDE AND FUND FINANCIAL STATEMENTS
(continued)**

**A. Explanation of Differences Between the Governmental Fund Balance Sheet and the Government-wide
Statement of Net Position (continued)**

<u>Internal Service Funds</u>	<u>Reclassifications & Eliminations</u>	<u>Statement of Net Position</u>
\$ 914,940	\$ 0	\$ 23,921,117
6,071,913	0	110,840,343
172,606	0	12,441,793
10,685	(1,920,434)	0
39,710	0	776,454
0	0	24,398
0	0	303,144,297
<u>7,209,854</u>	<u>(1,920,434)</u>	<u>451,148,402</u>
0	0	256,750
<u>0</u>	<u>0</u>	<u>60,682,316</u>
<u>0</u>	<u>0</u>	<u>60,939,066</u>
<u>7,209,854</u>	<u>(1,920,434)</u>	<u>512,087,468</u>
\$ 482,511	\$ 4,134,042	\$ 14,188,021
11,915	(4,134,042)	0
0	0	1,978,131
465,994	0	465,994
3,884,555	0	3,884,555
79,812	(1,920,434)	0
0	0	677,199
0	0	25,000
0	0	4,819,401
0	0	426,512
0	0	141,148,925
44,911	0	7,894,334
613,823	0	16,332,075
0	0	44,291,650
<u>5,583,521</u>	<u>(1,920,434)</u>	<u>236,131,797</u>
0	0	1,211,027
<u>0</u>	<u>0</u>	<u>5,182,829</u>
<u>0</u>	<u>0</u>	<u>6,393,856</u>
<u>1,626,333</u>	<u>0</u>	<u>269,561,815</u>
<u>\$ 7,209,854</u>	<u>\$ (1,920,434)</u>	<u>\$ 512,087,468</u>

Leon County, Florida

Notes to the Financial Statements

Year Ended September 30, 2016

**Note II. RECONCILIATION OF GOVERNMENT- WIDE AND FUND FINANCIAL STATEMENTS
(continued)**

**B. Explanation of Differences Between the Governmental Fund Operating Statements and the
Government-wide Statement of Activities**

The “net change in fund balances” for governmental funds of (\$11,459,928) differs from the “change in net position” for governmental activities of \$(24,276,749), reported in the Statement of Activities. The differences arise primarily from the long-term economic focus of the Statement of Activities, versus the current financial resources focus of the governmental funds. The effect of the differences is illustrated below.

Capital Related Items

When capital assets that are to be used in governmental activities are purchased or constructed, the resources expended for those assets are reported as expenditures in governmental funds. However, in the Statement of Activities, the cost of those assets is allocated over their estimated useful lives and reported as depreciation expense. As a result, fund balances decrease by the amount of the financial resources expended, whereas net position decreases by the amount of depreciation expense charged for the year.

Capital outlay	\$ 10,818,970
Depreciation expense	<u>(20,575,907)</u>
Net	<u>\$ (9,756,937)</u>

Long-term Debt Transactions

In the Statement of Activities, debt and capital lease proceeds increase long-term liabilities. However, in the governmental funds, debt and capital lease proceeds are treated as other financing sources since they provide current financial resources to governmental funds.

Repayments of bond principal and capital lease principal are reported as expenditures in the governmental funds and, thus, have the effect of reducing fund balance because current financial resources have been used. However, the principal payments reduce the liabilities in the Statement of Net Position and do not result in an expense in the Statement of Activities.

Principal payments	\$ 7,535,538
Net	<u>\$ 7,535,538</u>

Leon County, Florida

Notes to the Financial Statements

Year Ended September 30, 2016

**Note II. RECONCILIATION OF GOVERNMENT- WIDE AND FUND FINANCIAL STATEMENTS
(continued)**

**B. Explanation of Differences Between the Governmental Fund Operating Statements and the
Government-wide Statement of Activities (continued)**

Some expenses reported in the Statement of Activities do not require the use of current financial resources, therefore, are not reported as expenditures in governmental funds.

Amortization of current year bond discount/premium	\$ 47,389
Amortization of current year deferred outflow on refunding	(228,750)
Net increase in compensated absences	(1,176,001)
Net change in net pension liability	(8,743,024)
Net increase in other postemployment benefits	<u>(849,318)</u>
	<u>\$ (10,949,704)</u>

Internal Service Funds Aggregate Loss

The assets and liabilities of the internal service funds are included in governmental activities in the Statement of Net Position because they primarily serve governmental activities of the County. The net costs of the internal service funds are reported with governmental activities.

Internal service funds aggregate loss on governmental activities	<u>\$ 354,282</u>
---	-------------------

Leon County, Florida

Notes to the Financial Statements

Year Ended September 30, 2016

**Note II. RECONCILIATION OF GOVERNMENT- WIDE AND FUND FINANCIAL STATEMENTS
(continued)**

**B. Explanation of Differences Between the Governmental Fund Operating Statements and the
Government-wide Statement of Activities (continued)**

	Total Governmental Funds	Capital Related Items	Long-Term Debt Transactions	Compensated Absences
Revenues				
Taxes	\$ 153,617,520	\$ 0	\$ 0	\$ 0
Licenses and permits	3,047,470	0	0	0
Intergovernmental	32,848,255	0	0	0
Charges for services	36,188,105	0	0	0
Fines and forfeitures	482,016	0	0	0
Interest	1,815,531	0	0	0
Net increase (decrease) in fair value of investments	305,959	0	0	0
Miscellaneous	3,718,176	0	0	0
Total revenues	<u>232,023,032</u>	<u>0</u>	<u>0</u>	<u>0</u>
Expenditures				
General government	38,207,373	4,173,914	0	283,663
Public safety	104,130,043	1,212,623	0	766,819
Physical environment	14,231,091	161,523	0	(36,326)
Transportation	25,683,174	751,564	0	81,796
Economic environment	5,948,493	0	0	(4,516)
Human services	9,818,158	184,984	0	49,054
Culture and recreation	15,349,089	3,272,329	0	18,807
Judicial	20,998,415	0	0	16,704
Debt service				
Principal retirement	7,535,538	0	(7,535,538)	0
Interest and fiscal charges	1,028,176	0	182,633	0
Other debt service costs	1,272	0	(1,272)	0
Total expenditures	<u>242,930,822</u>	<u>9,756,937</u>	<u>(7,354,177)</u>	<u>1,176,001</u>
Excess (deficiency) of revenues over (under) expenditures	<u>(10,907,790)</u>	<u>(9,756,937)</u>	<u>7,354,177</u>	<u>(1,176,001)</u>
Other financing sources (uses)				
Transfers in	116,354,678	0	0	0
Transfers out	(116,906,816)	0	0	0
Total other financing sources (uses)	<u>(552,138)</u>	<u>0</u>	<u>0</u>	<u>0</u>
Net change in fund balance	<u>(11,459,928)</u>	<u>(9,756,937)</u>	<u>7,354,177</u>	<u>(1,176,001)</u>
Fund balances, October 1	<u>129,954,638</u>			
Fund balances, September 30	<u>\$ 118,494,710</u>			

Leon County, Florida

Notes to the Financial Statements

Year Ended September 30, 2016

**Note II. RECONCILIATION OF GOVERNMENT- WIDE AND FUND FINANCIAL STATEMENTS
(continued)**

**B. Explanation of Differences Between the Governmental Fund Operating Statements and the
Government-wide Statement of Activities (continued)**

Net Pension Liability	Other Postemployment Benefits	Internal Service Funds	Reclassifications and Eliminations	Statement of Activities
\$ 0	\$ 0	\$ 0	\$ 0	\$ 153,617,520
0	0	0	(3,047,470)	0
0	0	0	100,000	32,948,255
0	0	0	3,429,483	39,617,588
0	0	0	(482,016)	0
0	0	91,191	325,963	2,232,685
0	0	20,001	(325,960)	0
0	0	(1)	0	3,718,175
<u>0</u>	<u>0</u>	<u>111,191</u>	<u>0</u>	<u>232,134,223</u>
2,393,250	207,757	92,337	0	45,358,294
3,357,958	393,836	(253,034)	0	109,608,245
877,892	51,203	(35,288)	0	15,250,095
965,554	59,135	(67,207)	0	27,474,016
162,969	9,108	249	0	6,116,303
152,592	9,620	(9,591)	0	10,204,817
786,998	54,364	(10,611)	0	19,470,976
45,811	64,295	40,054	0	21,165,279
0	0	0	0	0
0	0	0	0	1,210,809
0	0	0	0	0
<u>8,743,024</u>	<u>849,318</u>	<u>(243,091)</u>	<u>0</u>	<u>255,858,834</u>
<u>(8,743,024)</u>	<u>(849,318)</u>	<u>354,282</u>	<u>0</u>	<u>(23,724,611)</u>
0	0	0	0	116,354,678
0	0	0	0	(116,906,816)
0	0	0	0	(552,138)
<u>(8,743,024)</u>	<u>(849,318)</u>	<u>354,282</u>	<u>0</u>	<u>(24,276,749)</u>
				<u>293,838,564</u>
				<u>\$ 269,561,815</u>

Leon County, Florida

Notes to the Financial Statements

Year Ended September 30, 2016

Note III. STEWARDSHIP, COMPLIANCE, AND ACCOUNTABILITY

A. Budgets and Budgetary Accounting

Section 129.01(2) (b), *Florida Statutes*, requires that "...the receipts division of the budget shall include ninety-five percent of all receipts reasonably expected to be anticipated from all sources, including taxes to be levied, and one hundred percent of the amount of the balances, both of cash and liquid securities, estimated to be brought forward at the beginning of the fiscal year." The County has complied with the provisions of the above Florida Statute.

Annual budgets for the governmental fund types and the Housing Finance Authority of Leon County are adopted on a basis consistent with generally accepted accounting principles. Budgets are not adopted for the fiduciary funds. The legal level of budgetary control is at the fund level; however, budgets are monitored at varying levels of detail. All annual appropriations lapse at fiscal year end, although the County expects to honor purchase orders and contracts in process, subject to authority provided in the subsequent year's budget.

The budget information, as amended and presented in the financial statements was prepared on the modified accrual basis of accounting. All County authorized amendments to the applicable budget originally approved, have been incorporated into data reflected in the financial statements. The County made several supplemental budgetary appropriations during the year.

The County uses the following procedures in establishing the budgetary data reflected in the financial statements:

1. On or before May 1 of each year, the Clerk of Courts, Sheriff, and Supervisor of Elections submit to the Board of County Commissioners a tentative budget for the ensuing fiscal year. The tentative budget includes proposed expenditures and funding sources.
2. Section 195.087, *Florida Statutes*, governs the preparation, adoption and administration of the annual budget of the Property Appraiser and Tax Collector. The proposed operating budget is presented to the Board of County Commissioners on or before June 1 of each year by the Property Appraiser and on or before August 1 of each year by the Tax Collector. Their budgets are simultaneously submitted to the State of Florida, Department of Revenue, from which the approval of the budget of the Property Appraiser and Tax Collector must emanate.
3. On or before July 15 of each year, or within 15 days after the receipt of certified taxable property values from the Property Appraiser, whichever occurs last, the Office of Management and Budget, presents to the Board of County Commissioners a proposed budget for the fiscal year commencing the following October 1. Pursuant to the provisions of Section 129.01, *Florida Statutes*, the proposed budget as submitted contains balanced statements of estimated revenues (including unexpended fund balances to be carried forward) and proposed appropriations for each fund required to be presented by law or by sound financial practices, including the General, Special Revenue, Debt Service, and Capital Projects funds.

Leon County, Florida

Notes to the Financial Statements

Year Ended September 30, 2016

Note III. STEWARDSHIP, COMPLIANCE, AND ACCOUNTABILITY (continued)

A. Budgets and Budgetary Accounting (continued)

4. The County shall require such changes to be made as it shall deem necessary, provided the budget remains in balance and subject to the notice and public hearing requirements of Section 200.065, *Florida Statutes*, and the budget preparation and adoption procedures, as defined in Section 129.03, *Florida Statutes*.
5. Following the successful completion of the above referenced public hearings, the County advertises and subsequently conducts a second public hearing to finally adopt a millage rate and budget for each of the taxing entities under their jurisdiction. These public hearings are ordinarily held prior to October 1, of each year. If, however for some reason the County is unable to finally adopt a budget prior to October 1, state law permits the readoption by resolution of the budget of the preceding year as an interim measure. In its effort to get as much citizen input as possible, the County holds a third public hearing prior to the adoption of a tentative millage rate.
6. Pursuant to the provisions of Section 129.07, *Florida Statutes*, the Board of County Commissioners is prohibited from expending or contracting for the expenditure of any amount in excess of the total amount budgeted in any fund. It is, however, legally permissible at the present time for the budgets of individual departments included within a particular fund to be overexpended in total without requiring mandatory action by either the Board of County Commissioners, the Clerk of the Circuit Court and Comptroller (as Clerk to the Board of County Commissioners and finance officer), or the County Administrator (as budget officer). Transfers of appropriate amounts between funds require approval of the Board of County Commissioners.
7. Adoption and execution of the budgets of the Clerk of the Circuit Court and Comptroller, Property Appraiser, Sheriff, Supervisor of Elections, and Tax Collector are governed by applicable provisions of the *Florida Statutes*. Budgets for the Courts for each Clerk will be submitted by June 1 to be approved by the legislature. All court revenues will be collected monthly and available for use by the Clerks in the month following collection. By the 10th day of the each month, the Clerks will submit that portion of all fines, fees, service charges, and costs collected in the previous month that exceeds one twelfth of the Clerks' total budget. The remainder of the available revenues will be appropriated for the following month's court expenditures up to the budget cap authorized by the legislature. Any revenue deficits will be certified by the Florida Clerk of the Court Operations Corporation. Any unexpended appropriation for the court's budget will be paid to the State by January 25 of the following year.
8. Formal budgetary integration at the object level is used as a management control device for all governmental funds of the County for which annual budgets are adopted, including the General, Special Revenue, Debt Service, and Capital Projects funds. Proforma project length budgets are provided to the County for certain Capital Projects for informational purposes only. The level at which expenditures may not legally exceed appropriations is the fund level.

Leon County, Florida

Notes to the Financial Statements

Year Ended September 30, 2016

Note IV. CASH AND INVESTMENTS

As of September 30, 2016, the value of the County's deposits and investments, with their respective credit ratings, was as follows:

	<u>Fair Value</u>	<u>Credit Rating</u>	<u>Duration</u>
Deposits in Qualified Public Depositories	\$ 31,671,061	NA	NA
External Investment in Government Pools:			
Florida State Treasury Special Purpose Investment Account (SPIA)	45,763,021	A+f	2.65
Florida Local Government Investment Trust Government Fund (FLGIT)	583,227	AAAf	1.44
Florida PRIME Investment Pool	617,366	AAAm	0.14
Florida Safe Investment Pool	1,169,386	AAAm	N/A
Externally Managed Portfolio:			
Money Market	695,055	AAA	N/A
U.S. Treasuries	24,371,759	AA+	2.25
Government Sponsored Agencies:			
Federal Home Loan Bank	8,580,215	AA+	2.07
Federal National Mortgage Association	7,977,545	AA+	2.15
Other Government Sponsored Agencies	5,329,007	AA+	1.94
MBS	1,430,225	AA+	1.30
CMBS	4,075,778	AA+	1.04
Corporate Bonds	9,704,684	A-	1.37
Corporate Bonds	5,897,882	AA-	1.93
Corporate Bonds	2,830,495	BBB+	0.75
Municipal Bonds	1,299,142	AA	0.94
Asset-backed Securities	7,209,448	AAA	1.21
Total Cash and Investments	<u>\$ 159,205,296</u>		

The County's deposits and investments include \$262,692 accrued interest as of September 30, 2016.

Credit Risk

The County Investment Policy provides a structure for the portfolio that is designed to minimize credit risk. The majority of the securities held will be those of the highest available credit quality ratings. These would include government pools, U. S. Government (AAA) securities, and commercial paper. Staff will notify the Investment Oversight Committee (IOC) at any time holdings drop below the minimum credit ratings specified in the policy.

Leon County, Florida

Notes to the Financial Statements

Year Ended September 30, 2016

Note IV. CASH AND INVESTMENTS (continued)

The IOC will consider the market environment and make recommendations to hold and continue to monitor the investments or liquidate the investments. To further limit the County's risk against possible credit losses, a maximum of 3% of the total portfolio managed by the County's external manager may be held at any one time in all securities of any corporate entity, inclusive of commercial paper, medium term notes, or corporate notes and bonds. The policy provides that 45% of the external portfolio may be invested in Federal instrumentalities, with a limit of 15% of the portfolio in any one issuer. Credit-quality risk identified with S&P ratings or Moody equivalents, is provided in the preceding table. Deposits not exposed to credit quality risk, as defined by GASB Statement No. 40, are designated as "NA" in the credit rating column.

Section 218.415(16), *Florida Statutes*, stipulates the state-approved investment policy for all governmental entities and includes the following investments:

1. The Florida Prime (formerly the Local Government Surplus Funds Trust Fund) or any authorized intergovernmental investment pool.
2. Securities and Exchange Commission (SEC) registered money market funds with the highest credit quality rating from a nationally recognized rating agency.
3. Interest-bearing time deposits or savings accounts in qualified public depositories.
4. Direct obligations of the U.S. Treasury.
5. Federal agencies and instrumentalities.
6. Securities of, or other interests in, any management-type investment company or trust registered under the Investment Company Act of 1940, where the investment portfolio is limited to United States Government Obligations.
7. Other investments authorized by law or by ordinance for a county or a municipality.

In addition, Section 17.61(1), *Florida Statutes* permits organizations created by the Florida Constitution to participate in the existing State Treasury Investment Pool "Special Purpose Investment Account (SPIA)."

The County Investment Policy limits credit risk by restricting authorized investments to the following: Florida Prime (Local Government Surplus Funds Trust Fund), State of Florida Special Purpose Investment Account, direct obligations of the United States or its agencies and instrumentalities, direct obligations of states and municipalities, repurchase agreements, commercial paper, bankers' acceptances, money market mutual funds, the Florida Local Government Investment Trust, and the Florida Municipal Investment Trust (FMIvt).

Leon County, Florida

Notes to the Financial Statements

Year Ended September 30, 2016

Note IV. CASH AND INVESTMENTS (continued)

The Chief Financial Officer for the State of Florida (formerly the State Treasurer) has been investing state revenues, excess revenues of state universities and community colleges, and certain other public agencies in a commingled investment portfolio for several years. This program is authorized under Section 17.61(1), *Florida Statutes* and is called the Treasury Special Purpose Investment Account (SPIA). Historically, SPIA participants have received higher earnings reflecting the higher risk associated with the longer maturities and lower credit quality. The financial details and disclosures for the Treasury Investment Pool are made in Note 2 to the State of Florida Comprehensive Annual Financial Report (CAFR). The rating as of September 30, 2016 was A+f. A copy of SPIA's most recent financial statements can be found at http://www.fltreasury.org/fs_01.html. Investments in this pool are limited to a maximum of 50% of the portfolio. At September 30, 2016, the County had \$45,763,021 with SPIA.

The FLGIT is a local government investment pool created by the Florida Association of Court Clerks and Comptrollers, and the Florida Association of Counties for the purpose of providing public entities with an investment program that focuses on longer term securities with the highest credit ratings. The effective maturity of the underlying investments is five years or less. At year end, the FLGIT was invested in money markets, treasury notes, asset-backed securities, and Federal agency obligations. This investment type is subject to some market risk due to fluctuating prices and liquidity risk due to advance redemption notification requirements. However, it has a professional investment advisor and an investment advisory board, and provides diversity in the Fund's portfolio. The FLGIT maintains a credit rating of AAf by Standard & Poor's. A copy of FLGIT's most recent financial statements can be found at <http://www.floridatrusionline.com/>. Investments in this pool are limited to a maximum of 15% of the portfolio. At September 30, 2016, the County had \$583,227 with FLGIT.

The County also invests in Florida PRIME administered by the Florida State Board of Administration (SBA). Florida PRIME is an external investment pool that is not a registrant with the SEC; however, the SBA has adopted operating procedures consistent with the requirements for a SEC Rule 2a-7 fund. Florida PRIME is governed by Chapter 19-7 of the Florida Administrative Code, which identifies the Rules of the SBA. These rules provide guidance and establish the general operating procedures for the administration of Florida PRIME. Additionally, the State of Florida, Office of the Auditor General performs the operational audit of the activities and investments of the SBA. Throughout the year and as of September 30, 2016, Florida PRIME contained certain floating rate and adjustable rate securities that were indexed based on the prime rate and/or one- and three-month LIBOR. These floating rate and adjustable rate securities are used to hedge against interest risk and provide diversification to the portfolio. Exposure to a single issuer is limited to 5% of the portfolio's amortized cost. Investments in Florida PRIME are not evidenced by securities that exist in physical or book entry form. The current rating for the Florida PRIME is AAAM by Standard and Poors. The weighted average of days to maturity of the Florida PRIME at September 30, 2016 is 58 days. The fair value of the County's position in the pool approximates the value of the pool shares. At September 30, 2016, the County had \$617,366 invested in Florida PRIME. Florida PRIME's most recent financial statements can be found at <https://www.sbafla.com/prime/Audits/tabid/582/Default.aspx>.

Leon County, Florida

Notes to the Financial Statements

Year Ended September 30, 2016

Note IV. CASH AND INVESTMENTS (continued)

The County also invests in the Florida Surplus Asset Fund Trust (FLSAFE), a local government investment pool governed by Section 218.415, *Florida Statutes*, that provides for pooling of Florida's local government funds. FLSAFE is an external investment pool that is not a registrant with the SEC; however, the FLSAFE has adopted operating procedures consistent with the requirements for a SEC Rule 2a-7 fund. FLSAFE is managed by Davidson Fixed Income Management, Inc. (DFIM), a registered investment advisor, and the trust's investments are held in custody by U.S. Bank. Oversight for the pool is provided by a Board of Trustees consisting of members who represent participating local government entities. The trust invests primarily in securities of the United States Treasury, United States Agencies, Primary Dealer Repurchase Agreements, highly-rated commercial paper, money market funds, and deposits held in qualified public depositories. The current rating for the FLSAFE is AAAM by Standard and Poors. The weighted average days to maturity of the FLSAFE at September 30, 2016, is 46 days. Investments in the FLSAFE are not evidenced by securities that exist in physical or book entry form. The fair value of the County's position in the pool approximates the value of the pool shares. At September 30, 2016, the County had \$1,169,386 invested with the FLSAFE. A copy of FLSAFE's most recent financial statements can be found at: http://www.flsafe.org/financial_statements.aspx.

Custodial Credit Risk

Custodial credit risk is the risk that, in the event of a bank failure or the failure of the counterparty, the government's deposits may not be returned to it, or it may not be able to recover the value of its investments that are in the possession of an outside party.

Qualified public depositories of public funds are required to provide collateral each month pursuant to Chapter 280.04, *Florida Statutes*. The collateral is held by the Florida Division of Treasury or other custodian with full legal rights maintained by the Florida Division of Treasury to transfer ownership. Any loss not covered by the pledged securities and deposit insurance would be assessed by the Florida Division of Treasury and paid by the other public depositories. The County's deposits are therefore considered fully insured or collateralized. Bank balances at September 30, 2016, were \$35,471,211. Due to the nature of the County's cash and investments, there is no exposure to custodial credit risk and concentration of credit risk.

Interest Rate Risk

Interest rate risk is the risk that changes in interest rates will adversely affect the fair value of investments. The County manages interest rate risk by setting the range of duration for the County's portfolio as 0.5 years to 2.5 years. Unusual market or economic conditions may mandate moving the portfolio outside of this range. The Investment Oversight Committee will be convened and will approve any portfolio duration outside of the range specified above. The effective duration of investments is listed in the preceding table.

Leon County, Florida

Notes to the Financial Statements

Year Ended September 30, 2016

Note IV. CASH AND INVESTMENTS (continued)

The externally managed portfolio totaled \$79,401,235 at September 30, 2016, and was invested for a weighted average term of 1,191 days, as compared to a weighted average term of 1,210 days in fiscal year 2015. In accordance with its investment policy, the County requires a minimum balance of short-term investments. The portfolio shall maintain in liquid investments (defined as repurchase agreements purchased under the terms of the County's depository contract, open repurchase agreements, negotiable certificates of deposit, banker's acceptance, commercial paper, U. S. Treasury direct and agency obligations, money market funds, all having a maturity of 90 days or less, and the Treasury Special Purpose Investment Account) a minimum balance equal to one-twelfth of the then-current fiscal year's budgeted operating expenditures. The County was in compliance with this requirement.

Foreign Currency Risk

The County contributes to the Florida Retirement System (FRS), the investments of which are administered by the SBA. FRS's investment policy and exposure to foreign currency risk is disclosed in Note 2 of the State of Florida Comprehensive Annual Financial Report. A copy of this report is available at http://www.myfloridacfo.com/aadir/statewide_financial_reporting/index.htm.

Fair Value Measurements

In February 2015, GASB issued GASB Statement No. 72. GASB 72 applicability related to the application of fair value is limited to assets and liabilities that are currently measured at fair value and certain investments that are not currently measured at fair value.

Florida PRIME currently meets all of the necessary criteria to elect to measure all of the investments in Florida PRIME at amortized cost. Therefore, the County participant account balance is considered the fair value of the investment. Florida PRIME investment is exempt from the GASB 72 fair value hierarchy disclosures.

FLGIT reports based on the fair market values of the underlying securities. The County participant share investment in the Florida Trust is measured at net asset value per share. Investments measured at net asset value are not subject to fair value hierarchy level classification under GASB 72.

The fair value factor for SPIA at September 30, 2016 was 1.0121. SPIA funds are combined with State of Florida funds and are invested in a combination of short-term liquid instruments and intermediate term fixed income securities. SPIA is measured at net asset value per share. Investments measured at net asset value are not subject to fair value hierarchy level classification under GASB 72.

Fair value measurement - The County categorizes its fair value measurements within the fair value hierarchy established by generally accepted accounting principles. The hierarchy is based on the valuation inputs used to measure the fair value of the asset or liability. Level 1 inputs are quoted prices in active markets for identical assets or liabilities; Level 2 inputs are significant other observable inputs; Level 3 inputs are significant unobservable inputs.

Leon County, Florida

Notes to the Financial Statements

Year Ended September 30, 2016

Note IV. CASH AND INVESTMENTS (continued)

Fair Value Measurements (continued)

The following table summarizes the assets and liabilities of the County for which fair values are determined on a recurring basis as of September 30, 2016:

	Quoted Prices in Active Markets for Identical Assets (Level 1)	Significant Observable Inputs (Level 2)	Significant Unobservable Inputs (Level 3)	Fair Value
Asset Backed Security (Mortgage Backed) - Non US				
Agency Sponsored	\$ 0	\$ 7,209,448	\$ 0	\$ 7,209,448
Corpotate Bonds and Notes	0	18,433,061	0	18,433,061
US Agencies	0	21,886,767	0	21,886,767
US Government Obligations	24,371,759	0	0	24,371,759
Asset Backed Security (Mortgage Backed) - US				
Agency Sponsored	0	4,075,778	0	4,075,778
State and Local Obligations	0	1,299,142	0	1,299,142
Collateralized Mortgage Obligations	0	1,430,225	0	1,430,225
Investments at fair value	<u>\$ 24,371,759</u>	<u>\$54,334,421</u>	<u>\$ 0</u>	<u>\$78,706,180</u>

Note V. PROPERTY TAXES

Under Florida law, the assessment of all properties and the collection of all county, municipal, special taxing districts, and school board property taxes are consolidated in the offices of the County Property Appraiser and County Tax Collector. The laws of Florida regulating tax assessment are also designed to assure a consistent property valuation method statewide. State statutes permit counties to levy property taxes at a rate of up to 10 mills. The tax levy of Leon County is established by the County prior to October 1 of each year. The millage rate collected by the County during the current fiscal year was 8.314 mills. County citizens were also assessed for Emergency Medical Services (EMS) and primary health care services through Municipal Services Taxing Units at a millage rate of 0.5000 mills. For County citizens charged a special assessment, the required annual payment is also included on their tax bill.

Amendment 1 to the Florida Constitution became effective on October 1, 2008, with the exception of the ten percent (10%) cap on non-homestead property, which became effective on January 1, 2009. With respect to homestead property, Amendment 1 increases the current \$25,000 homestead exemption by an additional \$25,000 (for values between \$50,000 - \$75,000), except for school district taxes. Since the new \$25,000 homestead exemption does not apply to school district taxes, this effectively amounts to a \$15,000 increase in homestead exemption, resulting in an estimated savings of \$240 for an average homeowner.

Leon County, Florida

Notes to the Financial Statements

Year Ended September 30, 2016

Note V. PROPERTY TAXES (continued)

Amendment 1 also allows property owners to transfer (make portable) up to \$500,000 of their Save Our Homes benefits to their next homestead when they move. Save Our Homes became effective in 1995 and limits (caps) the annual increase in assessed value for homestead property to three percent (3%) or the percentage change in the Consumer Price Index, whichever is less.

With respect to non-homestead property, Amendment 1 limits (caps) the annual increase in assessed value for non-homestead property (business, industrial property, rental property, second homes, etc.) to ten percent (10%), except for school district taxes. The Amendment also provides for \$25,000 exemption for tangible personal property.

All property is reassessed according to its fair market value as of January 1st of each year. Each assessment roll is submitted to the Executive Director of the State Department of Revenue for review to determine if the rolls meet all of the appropriate requirements of *Florida Statutes*.

All taxes are due and payable on November 1st of each year, or as soon thereafter as the assessment roll is certified and delivered to the Tax Collector. All unpaid taxes become delinquent on April 1 following the year in which they are assessed. Discounts are allowed for early payment at the rate of 4% in the month of November, 3% in the month of December, 2% in the month of January, and 1% in the month of February. The taxes paid in March are without discount. No accrual for the property tax levy becoming due in November 2016 is included in the accompanying financial statements, since such taxes are collected to finance expenditures of the subsequent period.

On or prior to June 1, following the tax year, tax certificates are sold for all delinquent taxes on real property in accordance with the laws of Florida. After sale, tax certificates bear interest of 18% per year or at any lower rate bid by the buyer. Application for a tax deed on any unredeemed tax certificates may be made by the certificate holder after a period of two years.

Delinquent taxes on personal property bear interest at 18% per year until the tax is satisfied either by seizure and sale of the property or by the seven-year statute of limitations. Since tax certificates were sold for substantially all current year delinquent property taxes, there were no material property taxes receivable at September 30, 2016.

Leon County, Florida

Notes to the Financial Statements

Year Ended September 30, 2016

Note VI. CAPITAL ASSETS

A. Capital asset activity for the year ended September 30, 2016 was as follows:

Primary Government

	<u>Beginning Balance</u>	<u>Increases</u>	<u>Decreases</u>	<u>Ending Balance</u>
Governmental activities:				
Capital not being depreciated:				
Land	\$ 20,891,310	\$ 0	\$ 0	\$ 20,891,310
Improvements other than buildings	22,752,773	8,658,242	0	31,411,015
Construction/Purchase in progress	15,619,697	1,923,077	(10,581,830)	6,960,944
Total not being depreciated	<u>59,263,780</u>	<u>10,581,319</u>	<u>(10,581,830)</u>	<u>59,263,269</u>
Capital assets being depreciated:				
Buildings	221,571,318	0	0	221,571,318
Equipment	52,329,079	2,202,022	(972,239)	53,558,862
Library collection	3,311,282	673,335	(618,540)	3,366,077
Infrastructure	309,770,976	7,988,191	(75,000)	317,684,167
Total being depreciated	<u>586,982,655</u>	<u>10,863,548</u>	<u>(1,665,779)</u>	<u>596,180,424</u>
Less accumulated depreciation:				
Buildings	(96,146,345)	(6,818,788)	0	(102,965,133)
Equipment	(31,004,272)	(3,636,123)	830,689	(33,809,706)
Library collection	(1,996,684)	(673,215)	618,541	(2,051,358)
Infrastructure	(204,197,900)	(9,447,782)	172,483	(213,473,199)
Total accumulated depreciation	<u>(333,345,201)</u>	<u>(20,575,908)</u>	<u>1,621,713</u>	<u>(352,299,396)</u>
Total being depreciated, net	<u>253,637,454</u>	<u>(9,712,360)</u>	<u>(44,066)</u>	<u>243,881,028</u>
Governmental activities capital assets, net	<u>\$ 312,901,234</u>	<u>\$ 868,959</u>	<u>\$ (10,625,896)</u>	<u>\$ 303,144,297</u>
Business-type activities:				
Capital not being depreciated:				
Land	\$ 1,809,844	\$ 0	\$ 0	\$ 1,809,844
Total not being depreciated	<u>1,809,844</u>	<u>0</u>	<u>0</u>	<u>1,809,844</u>
Capital assets being depreciated:				
Buildings	21,229,840	0	(1,031,546)	20,198,294
Equipment	5,470,517	646,545	(730,345)	5,386,717
Total being depreciated	<u>26,700,357</u>	<u>646,545</u>	<u>(1,761,891)</u>	<u>25,585,011</u>
Less accumulated depreciation:				
Buildings	(12,688,140)	(609,538)	0	(13,297,678)
Equipment	(3,042,119)	(330,608)	456,493	(2,916,234)
Total accumulated depreciation	<u>(15,730,259)</u>	<u>(940,146)</u>	<u>456,493</u>	<u>(16,213,912)</u>
Total being depreciated, net	<u>10,970,098</u>	<u>(293,601)</u>	<u>(1,305,398)</u>	<u>9,371,099</u>
Business-type activities capital assets, net	<u>\$ 12,779,942</u>	<u>\$ (293,601)</u>	<u>\$ (1,305,398)</u>	<u>\$ 11,180,943</u>

Leon County, Florida
Notes to the Financial Statements
Year Ended September 30, 2016

Note VI. CAPITAL ASSETS (continued)

B. Depreciation expense was charged to functions/programs of the primary government as follows:

Governmental activities:

General government	\$ 5,411,313
Public safety	1,941,787
Physical environment	639,879
Transportation	9,841,439
Human services	184,984
Culture and recreation	<u>2,556,506</u>
Total depreciation expense - governmental activities	<u><u>\$20,575,908</u></u>

Business-type activities:

Landfill	\$ 940,146
Total depreciation expense - business-type activities	<u><u>\$ 940,146</u></u>

Leon County, Florida

Notes to the Financial Statements

Year Ended September 30, 2016

Note VII. INTERFUND RECEIVABLES, PAYABLES, AND TRANSFERS

A. Interfund Balances as of September 30, 2016, consisted of the following:

	<u>Interfund Receivables</u>	<u>Interfund Payables</u>
Primary Government:		
By Major Fund:		
General	\$ 1,128,357	\$ 1,402,780
Fine & Forfeiture	489,939	0
Grants	0	55,668
Total Major Funds	<u>1,618,296</u>	<u>1,458,448</u>
Nonmajor Special Revenue Funds:		
Drug Abuse Trust Fund	0	1,003
911 Emergency Communications	235,469	0
Radio Communications Systems	0	5,950
Special Grants Fund	55,668	46,392
Emergency Management 911 Fees	0	265,672
Emergency Management Grant	0	26,005
Inmate Welfare Fund	316	37,152
Total Nonmajor Special Revenue Funds	<u>291,453</u>	<u>382,174</u>
Total Governmental Funds	<u>1,909,749</u>	<u>1,840,622</u>
Proprietary Funds:		
Communications Trust	0	79,812
Motor Pool	10,685	0
Total Proprietary Funds	<u>10,685</u>	<u>79,812</u>
Total Primary Government	<u>1,920,434</u>	<u>1,920,434</u>
Total Primary Government & Component Unit	<u>\$ 1,920,434</u>	<u>\$ 1,920,434</u>

The General, Fine & Forfeiture, and Grant Funds have amounts due to and from Constitutional Officers, which represent the return of excess balances due at the end of the fiscal year, from either budget officers or fee officers. All remaining balances resulted from the time lag between the dates that (a) interfund goods and services are provided or reimbursable expenditures occur, (b) transactions are recorded in the accounting system, and (c) payments between funds are made.

Leon County, Florida

Notes to the Financial Statements

Year Ended September 30, 2016

Note VII. INTERFUND RECEIVABLES, PAYABLES, AND TRANSFERS (continued)

B. Interfund Transfers represent the movement of cash for operations in funds and constitutional officers. At year end, the balances for the year ended September 30, 2016, consisted of the following:

Transfers to the General Fund from:	
Fine & Forfeiture Fund	\$ 70,759,073
Fire Rescue Services Fund	36,984
Special Assessment Paving Fund	215,480
Nonmajor Governmental Funds	211,411
Enterprise Fund	30,053
Total Transfers to the General Fund	<u>71,253,001</u>
Transfers to the Fine & Forfeiture Fund from:	
General Fund	463,977
Total Transfers to the Fine & Forfeiture Fund	<u>463,977</u>
Transfers to the Grants Fund from:	
General Fund	746,693
Nonmajor Governmental Funds	28,519
Total Transfers to Grants Fund	<u>775,212</u>
Transfers to the Fire Rescue Service Fund from:	
Nonmajor Governmental Funds	1,224,459
Total Transfers to the Fire Rescue Service Fund	<u>1,224,459</u>
Transfers to the Capital Improvement Fund from:	
General Fund	13,135,000
Nonmajor Governmental Funds	3,756,000
Total Transfers to the Capital Improvement Fund	<u>16,891,000</u>
Transfers to the Nonmajor Funds from:	
General Fund	14,711,173
Fine & Forfeiture Fund	120,000
Grants Fund	121,155
Nonmajor Governmental Funds	10,794,701
Total Transfers to the Nonmajor Funds	<u>25,747,029</u>
Total Transfers to the Governmental Funds	<u>116,354,678</u>
Transfers to the Enterprise Fund from:	
General Fund	582,191
Total Transfers to Enterprise Funds	<u>582,191</u>
Total Interfund Transfers	<u>\$ 116,936,869</u>

Leon County, Florida

Notes to the Financial Statements

Year Ended September 30, 2016

Note VIII. LONG-TERM OBLIGATIONS

A. Long-term Obligations

The County has no general long-term obligations debt. The County's long-term obligations, excluding accrued compensated absences, at September 30, 2016, are comprised of the following:

	Outstanding at September 30, 2016
Revenue Bonds:	
<p>\$13,692,000 Capital Improvement Revenue Refunding Bonds, Series 2015, (i) refund the remaining portion of the Capital Improvement Revenue Bonds, Series 2005 of which \$20,040,000 was currently outstanding and maturing in the years 2021 through 2025, and (ii) pay issuance costs on the Series 2015 bonds. The economic gain resulting from the refunding was \$585,711. The bonds dated July 31, 2015 and bear interest of 0.83% per annum. The interest on the bonds is payable on April 1 and October 1, beginning April 1, 2016. The bond principal matures serially on October 1 of each year through the final maturity of October 1, 2017.</p>	\$ 6,886,000
<p>\$8,267,000, Capital Improvement Revenue Bonds, Series 2012A, (i) to refund the County's Capital Improvement Revenue Bonds, Series 2003A of which \$7,965,000 was outstanding and maturing in the years 2018 through 2020, and (ii) to pay a portion of the costs of the acquisition of the Bank of America Building, and (iii) the construction of improvements to the Bank of America Building, and (iv) to finance improvements to the County's courthouse and parking garage. The economic gain resulting from the refunding was \$1,279,488. The bonds dated December 20, 2012, bear interest of 1.65% per annum. The interest on the bonds is payable on April 1 and October 1, beginning April 1, 2013. The bond principal matures serially on October 1 of each year for two years beginning October 1, 2019.</p>	8,267,000
<p>\$12,956,000, Taxable Capital Improvement Revenue Bonds, Series 2012B, to, (i) refund the Capital Improvement Revenue Bonds, Series 2003B of which \$12,465,000 was currently outstanding and maturing in the years 2018 through 2019, and (ii) pay a portion of the costs of the acquisition of the Bank of America Building, and (iii) pay capitalized interest and issuance costs on the Series 2012B bonds, and (iii) pay bond issuance costs. The economic gain resulting from the refunding was \$1,405,034. The bonds dated December 20, 2012 and bear interest of 2.22% per annum. The interest on the bonds is payable on April 1 and October 1, beginning April 1, 2013. The bond principal matures serially on October 1 of each year through the final maturity of October 1, 2019.</p>	12,351,000

Leon County, Florida

Notes to the Financial Statements

Year Ended September 30, 2016

Note VIII. LONG-TERM OBLIGATIONS (continued)

**Outstanding at
September 30,
2016**

Revenue Bonds:

\$16,200,000 Capital Improvement Revenue Refunding Bonds, Series 2014, (i) refund a portion of the Capital Improvement Revenue Bonds, Series 2005 of which \$41,415,000 was currently outstanding and maturing in the years 2021 through 2025, and (ii) pay issuance costs on the Series 2014 bonds. The economic gain resulting from the refunding was \$1,695,208. The bonds dated July 23, 2014 and bear interest of 2.69% per annum. The interest on the bonds is payable on April 1 and October 1, beginning October 1, 2014. The bond principal matures serially on October 1 of each year through the final maturity of October 1, 2025.

15,951,002

The Capital Improvement Revenue Bonds, Series 2012A, the Capital Improvement Revenue Refunding Bonds, Series 2014 and 2015, and Taxable Capital Improvement Revenue Bonds, Series 2012B are parity bonds payable from and secured by a lien upon certain non-ad valorem revenue. The pledged revenues include the Local Government Half-Cent Sales Tax, Guaranteed Entitlement, Second Guaranteed Entitlement, and additional State Revenue Sharing Funds (less the Guaranteed Entitlement and the Second Guaranteed Entitlement).

Total Special Revenue Bond Obligation

\$ 43,455,002

Notes Payable:

Notes payable is comprised of the following at September 30, 2016:

SunTrust Equipment Finance & Leasing Corp

On November 18, 2005, the Board borrowed \$4,466,238, (including \$3,986,522 tax exempt, and \$479,686 taxable), under provision of Section 489.145 Florida Statutes. Interest rates are 3.74% and 5.85% for the tax exempt and taxable portion, respectively. The proceeds were used to purchase energy savings equipment. The taxable portion matured on May 18, 2008, and the tax-exempt portion matures on May 18, 2018.

\$ 836,648

Leon County, Florida

Notes to the Financial Statements

Year Ended September 30, 2016

Note VIII. LONG-TERM OBLIGATIONS (continued)

B. A Schedule of Debt Service Requirements, including principal and interest, is as follows:

Special Revenue Bonds and Notes Payable			
Fiscal Year Ending September 30,	Principal	Interest	Total
2017	\$ 7,639,077	\$ 927,270	\$ 8,566,347
2018	7,183,569	937,375	8,120,944
2019	6,956,000	680,825	7,636,825
2020	7,102,000	533,195	7,635,195
2021	2,919,000	414,556	3,333,556
2022-2026	12,492,002	851,224	13,343,226
Total	<u>\$ 44,291,648</u>	<u>\$ 4,344,445</u>	<u>\$ 48,636,093</u>

C. Refunded Obligations

The Board has refunded certain obligations by placing amounts into an escrow account which will be invested so that the accumulated investment and interest earnings will be sufficient to pay the remaining principal and interest on the refunding obligations as they become due. The refunded obligations are not shown as liabilities of the Board; however, the escrow agreement states that in the unlikely event that the accumulated funds in the escrow accounts are insufficient to meet the required debt service payments, the Board would be required to fund any deficiency.

Leon County, Florida

Notes to the Financial Statements

Year Ended September 30, 2016

Note VIII. LONG-TERM OBLIGATIONS (continued)

D. A summary of changes in the long-term debt of the County is as follows:

	Balance October 1, 2015	Reductions	Additions	Balance September 30, 2016	Due Within One Year
Governmental Activities:					
Capital Improvement Revenue					
Bonds, Series 2012A	\$ 8,267,000	\$ 0	\$ 0	\$ 8,267,000	\$ 0
Capital Improvement Revenue Refunding					
Bonds, Series 2012B	12,517,000	(166,000)	0	12,351,000	169,000
Taxable Capital Improvement					
Revenue Bonds, Series 2014	16,077,000	(125,998)	0	15,951,002	130,000
Capital Improvement Refunding Revenue					
Bonds, Series 2015	<u>13,692,000</u>	<u>(6,806,000)</u>	<u>0</u>	<u>6,886,000</u>	<u>6,886,000</u>
Total Special Revenue Debt	50,553,000	(7,097,998)	0	43,455,002	7,185,000
Liability for compensated					
absences	15,229,525	(6,933,246)	8,035,795	16,332,074	4,912,175
Pension benefit	77,180,952	(11,875,549)	75,843,522	141,148,925	0
Other postemployment benefits	7,048,844	(273,055)	1,118,545	7,894,334	0
Arbitrage rebate liability	25,000	0	0	25,000	0
Bank of America - Notes payable	<u>1,274,188</u>	<u>(437,540)</u>	<u>0</u>	<u>836,648</u>	<u>484,514</u>
Governmental Activity Long-term Debt	<u>\$ 151,311,509</u>	<u>\$ (26,617,388)</u>	<u>\$ 84,997,862</u>	<u>\$ 209,691,983</u>	<u>\$ 12,581,689</u>

	Balance October 1, 2015	Reductions	Additions	Balance September 30, 2016	Due Within One Year
Business-type activities:					
Liabilities for compensated absences	\$ 172,545	\$ (81,101)	\$ 75,565	\$ 167,009	\$ 49,998
Other postemployment benefits	102,074	7,663	16,815	126,552	0
Landfill closure and postclosure costs	<u>10,977,531</u>	<u>0</u>	<u>2,811,693</u>	<u>13,789,224</u>	<u>0</u>
Business-type activity Long-term liabilities	<u>\$ 11,252,150</u>	<u>\$ (73,438)</u>	<u>\$ 2,904,073</u>	<u>\$ 14,082,785</u>	<u>\$ 49,998</u>

Leon County, Florida

Notes to the Financial Statements

Year Ended September 30, 2016

Note VIII. LONG-TERM OBLIGATIONS (continued)

The governmental activities, other postemployment benefits and the liability for the compensated absences is usually liquidated by the general fund.

The compensated absences liability attributable to governmental activities will be liquidated within the fund that the individual employees are paid in. Currently, the County pays approximately 73 percent of its salaries in the General Fund with the remainder being paid in the special revenue and proprietary funds.

E. Purchase Cards - The County currently utilizes purchasing cards with a cumulative credit limit of \$460,000. The balance on the purchasing cards is paid within ten days of each billing cycle.

F. Special Assessment Debt - The County has no special assessment debt.

G. Demand Bonds - The County has no demand bonds.

Leon County, Florida

Notes to the Financial Statements

Year Ended September 30, 2016

Note VIII. LONG-TERM OBLIGATIONS (continued)

H. Conduit Debt Obligations - From time to time, the County has issued Industrial Development Revenue Bonds to provide financial assistance to private-sector entities for the acquisition and construction of health care and industrial facilities deemed to be in the public interest. These bonds are secured by the property financed and are payable solely from the payments received on the underlying mortgage loans. Upon repayment of the bonds, ownership of the acquired facilities transfers to the private-sector entity served by the bond issuance. Neither the County, the State, nor any political subdivision thereof is obligated in any manner for repayment of the bonds. Accordingly, the bonds are not reported as liabilities in the accompanying financial statements. As of September 30, 2016, the conduit debts outstanding were as follows:

<u>Project Description</u>	<u>Fiscal Year Issued</u>	<u>Original Bond Issue</u>	<u>Principal Outstanding @ 9/30/2016</u>
Holy Comforter Episcopal School	2002	\$ 4,400,000	\$ 2,486,741
Apalachee Center, Inc.	2008	8,500,000	6,006,696
Goodwill Industries - Big Bend, Inc.	2009	2,400,000	1,837,011
Educational Facilities Authority			
Refunding Series 1998A	1998	12,000,000	7,675,000
Refunding Series 1998B	1998	20,500,000	20,500,000
Student Housing Revenue Bonds 2003	2008	23,315,000	<u>17,895,000</u>
Total Conduit Debt Principal Balance as of September 30, 2016			<u><u>\$ 56,400,448</u></u>
<u>Defeased Conduit Debt</u>			
Educational Facilities Authority	2002	\$20,485,000	<u><u>\$ 1,145,000</u></u>

I. Debt Parity

The Capital Improvement Revenue Bonds, Series 2012A and 2012B, and the Capital Improvement Revenue Refunding Bonds, Series 2014 and 2015, represent junior lien parity bonds payable from and secured by a lien upon certain non-ad valorem revenue. The pledged revenues include the Local Government Half-Cent Sales tax, guaranteed entitlement, second guaranteed entitlement, and 50% of the additional state revenue funds received in the prior fiscal year

Leon County, Florida

Notes to the Financial Statements

Year Ended September 30, 2016

Note VIII. LONG-TERM OBLIGATIONS (continued)

	Actual 2013	Actual 2014	Actual 2015	Actual 2016
Pledged revenues:				
Revenues available for debt service:				
Local Government Half-Cent Sales Tax	\$10,899,174	\$11,326,967	\$11,863,075	\$12,176,999
Guaranteed entitlement	316,798	316,798	316,798	316,798
Second guaranteed entitlement	1,026,649	1,026,649	1,026,649	1,026,649
Additional state revenue sharing funds	842,056	933,969	1,064,344	1,304,581
Total revenues available for debt service	<u>\$13,084,677</u>	<u>\$13,604,383</u>	<u>\$14,270,866</u>	<u>\$14,825,027</u>
Combined maximum annual debt service for debt (Series 2015, Series 2014, Series 2012A, and Series 2012B)	\$ 8,475,795	\$ 8,469,155	\$ 8,385,209	\$ 8,077,654
Debt service coverage	1.54x	1.61x	1.70x	1.84x

Note IX. CLOSURE AND POSTCLOSURE CARE COST

State and federal laws and regulations require the County to place a final cover on each of its landfill cells when it stops accepting waste and to perform certain maintenance and monitoring functions on each cell for thirty years after closure. Although closure and post-closure care costs will be paid only near or after the date that the landfill stops accepting waste, the County reports a portion of these costs as an operating expense in each period based on landfill capacity used as of each balance sheet date. The \$13,789,224 reported as landfill closure and post-closure care liability at September 30, 2016, represents the cumulative amount reported to date based on the use of 100% of the estimated capacity of the landfill cells placed in use. These amounts are based on what it would cost to perform closure and post-closure care in 2016 on those cells placed in use. Actual costs may be higher due to inflation, changes in technology, or changes in regulations. The landfill is no longer accepting Class I waste, however it is still accepting residuals from a Class III materials recovery facility and recovered screened materials. Since the landfill is permitted as a single permit, until the entire landfill is closed, the County cannot begin to perform closure and post-closure care.

The County is required by state and federal laws to make annual contributions to an escrow account to finance a minimum of all closure costs and at least one year of post-closure costs. The County is in compliance with those minimum requirements, and at September 30, 2016, held investments in the amount of \$7,788,125 for these purposes that are reported as restricted assets on the balance sheet. The County expects that future inflation costs will be paid from interest earnings on these annual contributions. However, if interest earnings are inadequate or additional post-closure care requirements are determined; these costs may need to be covered by charges to future landfill users or from future tax revenue.

Leon County, Florida

Notes to the Financial Statements

Year Ended September 30, 2016

Note IX. CLOSURE AND POSTCLOSURE CARE COST (continued)

Net income of the landfill fund is accumulated in a reserve for rate stabilization. The fund reported a reserve balance of \$13,911,652 at September 30, 2016. The intent of this reserve is to allow for consistent usage fee charges, construction or acquisition of landfill assets and accumulation of closure and post-closure costs. Because funding for closure and post-closure costs associated with unused capacity of landfill cells is to be derived from future usage fees, the rate stabilization reserve does not represent liquid assets available for that purpose.

Note X. EMPLOYEE BENEFITS

A. Florida Retirement System

Plan Description - The County contributes to the FRS, a cost-sharing multiple-employer defined benefit pension plan administered by the State of Florida, Department of Administration, Division of Retirement. The FRS provides retirement, disability or death benefits to retirees or their designated beneficiaries along with an annual cost-of-living adjustment. Employees are classified in either the regular service class or the senior management service class. Currently, the active participants in the pension plan for Leon County are 1,319 out of a total of 515,916 active FRS participants.

The Florida Legislature created the Florida Retirement Investment Plan (the "Investment Plan"), a defined contribution plan qualified under Section 401 (a) of the Internal Revenue Code. The Investment Plan is administered by the Department of Management Services and is an alternative available to members of the Florida Retirement System in lieu of participation in the defined benefit retirement plan ("the Pension Plan"). If the Investment Plan is elected, active membership in the Pension Plan is terminated. Eligible members of the Investment Plan are vested at one year of service and receive a contribution in an investment product with a third party administrator selected by the State Board of Administration.

Chapter 121, *Florida Statutes*, establishes the authority for benefit provisions and contribution requirements. Changes to the law can only occur through an act of the Florida Legislature. There are uniform contribution rates as discussed on the following page that cover both the defined benefit and defined contribution plans. Information for the required employer contributions made to the Investment Plan were unavailable from FRS.

Additional Financial and Actuarial Information - Additional audited financial information supporting the Schedules of Employer Allocations and the Schedule of Pension Amounts by Employer is located in the Florida Comprehensive Annual Financial Report (CAFR) and in the Florida Retirement System Pension Plan, and Other State-Administered Systems CAFR.

See <http://www.myfloridacfo.com/Division/AA/Reports/default.htm> for an available copy of the Florida CAFR online.

The FRS CAFR and actuarial valuation reports as of July 1, 2016 are available online at http://www.dms.myflorida.com/workforce_operations/retirement/publications/annual_reports.

Leon County, Florida

Notes to the Financial Statements

Year Ended September 30, 2016

Note X. EMPLOYEE BENEFITS (continued)

Reports may also be obtained by contacting the Division of Retirement at:

Department of Management Services
Division of Retirement
Bureau of Research and Member Communications
P.O.Box 9000
Tallahassee, Florida 32315-900
850-488-4706 or toll free at 877-377-1737

Funding Policy - Prior to July 1, 2011, the FRS was employee noncontributory. Beginning July 1, 2011, employees who are not participating in the Deferred Retirement Option Plan (DROP) are required to contribute 3% of their salary to the FRS. The County is required to contribute at an actuarially-determined rate.

The FRS relies upon contributions from employees and employers, along with investment income, to meet the funding requirements of an actuarially determined accrued liability. As of July 1, 2015, the date of the latest valuation, the FRS' funded ratio was 85.40% on the valuation funding basis and 83.20% on a Market Value of Assets basis.

The County also participates in the Retiree Health Insurance Subsidy (HIS) Program, a cost-sharing, multiple-employer defined benefit pension plan established under Section 112.363, *Florida Statutes*. The benefit is a monthly cash payment to assist retirees of state-administered retirement systems in paying their health insurance costs.

In addition to the above benefits, the FRS administers a Deferred Retirement Option Program ("DROP"). This program allows eligible employees to defer receipt of monthly retirement benefit payments while continuing employment with a Florida Retirement System employer for a period not to exceed 60 months after electing to participate. DROP benefits are held in the FRS Trust Fund and accrue interest.

The HIS Program is funded by required contributions from FRS participating employers as set by the State Legislature. Employer contributions are a percentage of gross compensation for all active FRS employees and are reported by employers with monthly payroll reports and included with the amount submitted for retirement contributions. For the fiscal year ended September 30, 2016, the contribution rate was 1.66% of payroll pursuant to Section 112.363, *Florida Statutes*.

The contributions required for the years ended September 30, 2016, 2015, and 2014 were \$12,542,629, \$11,515,094, and \$10,436,940, respectively, which is equal to 100% of the required contribution for each year.

Leon County, Florida

Notes to the Financial Statements

Year Ended September 30, 2016

Note X. EMPLOYEE BENEFITS (continued)

The rates for 2016 and 2015 fiscal years were as follows:

Membership Category	Benefit	Vesting	Employer Contribution Rate	
			July 1, 2015	July 1, 2016
Regular Class	For employees in the FRS as of June 30, 2011, normal retirement at age 62 or at least 30 years of service: 1.60% times average compensation (five highest years) times years of creditable service.	After six years creditable service.	7.26 %	7.52 %
	For employees joining the FRS on or after July 1, 2011, normal retirement at age 65, or at least 33 years of service: 1.6% times average compensation (eight highest years) times years of creditable service.	After eight years creditable service.		
Senior Management Class	For employees in the FRS as of June 30, 2011, normal retirement at seven years and age 62: 2.00% times average compensation (five highest years) times years of creditable service.	After six years creditable service.	21.43 %	21.77 %
Special Risk (sworn employees)	For employees in the FRS as of June 30, 2011, normal retirement at age 55, or 25 years of special risk service: 2% to 3% times average compensation (five highest years) times years of creditable service.	After six years of creditable service.	22.04 %	22.57 %
Elected County Officers' Class (ESCOC)- Nonjudicial	For employees in the FRS as of June 30, 2011, normal retirement at eight years ESCOC service and age 62: 3.00% times average compensation (five highest years) times years of creditable service.	After six years of creditable service.	42.27 %	42.47 %
	For employees joining the FRS on or after July 1, 2011, normal retirement at age 65, or at least 33 years of service: 3.00% times average compensation (eight highest years) times years of creditable service.	After eight years creditable service.		

Leon County, Florida

Notes to the Financial Statements

Year Ended September 30, 2016

Note X. EMPLOYEE BENEFITS (continued)

<u>Membership Category</u>	<u>Benefit</u>	<u>Vesting</u>	<u>Employer Contribution Rate</u>	
			<u>July 1, 2015</u>	<u>July 1, 2016</u>
Deferred Retirement Option Program (Drop)	For employees in DROP as of June 30, 2011, retirement benefit paid to DROP where it earns 6.5% interest, tax deferred, for up to five years while the member continues to work.	Available to vested members at normal retirement age or date.	12.88 %	12.99 %
	For employees entered in DROP on or after July 1, 2011, retirement benefit paid to DROP where it earns 1.3% interest, tax deferred, for up to five years while the member continues to work.			

Net Pension Liability - At September 30, 2016, the County reported for its share of the FRS and HIS plans the amount for the net pension liability as shown below:

	<u>FRS</u>	<u>HIS</u>	<u>Total</u>
June 30, 2016	\$107,752,931	\$33,395,994	\$141,148,925
June 30, 2015	\$49,224,656	\$27,596,296	\$77,180,952

The net pension liability for each plan was determined by the plans' actuary and reported in the plans' valuations dated July 1, 2016 and July 1, 2015 for the net pension liability as of June 30, 2016 and 2015, respectively.

At September 30, 2016, the County reported for its proportionate share of the employer portion for the FRS and HIS net pension liability the percentages below:

	<u>FRS</u>	<u>HIS</u>
June 30, 2016	0.426742954%	0.286548096%
June 30, 2015	0.381103706%	0.274123595%
Increase in Share for 2016	0.045639248%	0.012424501%

The County's proportionate share of the net pension liability was based on the County's 2015-2016 fiscal year contributions relative to the 2014-2015 fiscal year contributions of all participating members of FRS.

Leon County, Florida

Notes to the Financial Statements

Year Ended September 30, 2016

Note X. EMPLOYEE BENEFITS (continued)

Actuarial Methods and Assumptions - Actuarial assumptions for both cost-sharing defined benefit plans are reviewed annually by the Florida Retirement System Actuarial Assumptions Conference. The FRS Pension Plan has a valuation performed annually. The HIS Program has a valuation performed biennially that is updated for GASB reporting in the year a valuation is not performed. The most recent experience study for the FRS Pension Plan was completed in 2014 for the period July 1, 2008, through June 30, 2013. Because the HIS Program is funded on a pay-as-you-go basis, no experience study has been completed for that program. The actuarial assumptions that determined the total pension liability for the HIS Program were based on certain results of the most recent experience study for the FRS Pension Plan.

The total pension liability for each cost-sharing defined benefit plan was determined using the individual entry age actuarial cost method. Inflation increases for both plans is assumed at 2.60%. Payroll growth, including inflation, for both plans is assumed at 3.25%. Both the discount rate and the long-term expected rate of return used for FRS Pension Plan investments is 7.60%. The plans fiduciary net position was projected to be available to make all projected future benefit payments of current active and inactive employees. Therefore, the discount rate for calculating the total pension liability is equal to the long-term expected rate of return.

Because the HIS Program uses a pay-as-you-go funding structure, a municipal bond rate of 2.85% was used to determine the total pension liability for the program (Bond Buyer General Obligation 20-Bond Municipal Bond Index). Mortality assumptions for both plans were based on the Generational RP-2000 with Projection Scale BB tables.

The following changes in actuarial assumptions occurred in 2016:

- FRS: The long-term expected rate of return was decreased from 7.65% to 7.60%, and the active member mortality assumption was updated.
- HIS: The municipal rate used to determine total pension liability was decreased from 3.80% to 2.85%.

Leon County, Florida

Notes to the Financial Statements

Year Ended September 30, 2016

Note X. EMPLOYEE BENEFITS (continued)

The actuarial assumptions that determined the total pension liability as of June 30, 2016, were based on the results of an actuarial experience study for the period July 1, 2008 – June 30, 2013.

Valuation Date	July 1, 2015	July 1, 2016
Measurement date	June 30, 2015	June 30, 2016
Inflation	2.60%	2.60%
Salary increases including inflation	3.25%	3.25%
Mortality	Generational RP-2000 with Projection Scale BB; details in valuation report	Generational RP-2000 with Projection Scale BB; details in valuation report
Actuarial cost method	Individual Entry Age	Individual Entry Age

Investments - To develop an analytical basis for the selection of the long-term expected rate of return assumption, in October 2016 the FRS Actuarial Assumption Conference reviewed long-term assumptions developed by capital market assumptions teams from both Milliman and Aon Hewitt Investment Consulting, investment consultants to the Florida State Board of Administration. The table below shows Milliman’s assumptions for each of the asset classes in which the plan was invested at that time based on the long-term target asset allocation. The allocation policy’s description of each asset class was used to map the target allocation to the asset classes shown below. Each asset class assumption is based on a consistent set of underlying assumptions, and includes an adjustment for the inflation assumption. These assumptions are not based on historical returns, but instead are based on a forward-looking capital market economic model. The 2016 FRS Actuarial Assumption Conference selected a return assumption of 7.60%, which is a prescribed assumption as defined by ASOP 27.

Leon County, Florida

Notes to the Financial Statements

Year Ended September 30, 2016

Note X. EMPLOYEE BENEFITS (continued)

Asset Class	Target Allocation (1)	Annual Arithmetic Return	Compound Annual (Geometric) Return	Standard Deviation
Cash	1.00%	3.00%	3.00%	1.70%
Fixed Income	18.00%	4.70%	4.60%	4.60%
Global Equity	53.00%	8.10%	6.80%	17.20%
Real Estate (Property)	10.00%	6.40%	5.80%	12.00%
Private Equity	6.00%	11.50%	7.80%	30.00%
Strategic Investments	12.00%	6.10%	5.60%	11.10%
Total	100.00%			
Assumed Inflation - Mean		2.60%		1.90%

(1) As in the Pension Plan's investment policy

Sensitivity Analysis - the tables below represent the sensitivity of the net pension liability to changes in the discount rate for Leon County. The sensitivity analysis shows the impact to the collective net pension liability of the participating employers if the discount rate shows as 1.00% higher or 1.00% lower than the current discounted rate at June 30, 2016.

FRS Net Pension Liability		
1% Decrease	Current Discount Rate	1% Increase
6.60%	7.60%	8.60%
\$46,487,103,997	\$25,250,078,485	\$7,573,059,453

HIS Net Pension Liability		
1% Decrease	Current Discount Rate	1% Increase
1.85%	2.85%	3.85%
\$13,370,457,697	\$11,654,585,746	\$10,230,505,691

Leon County, Florida

Notes to the Financial Statements

Year Ended September 30, 2016

Note X. EMPLOYEE BENEFITS (continued)

Pension Expense and Deferred Outflows/(Inflows) of Resources - In accordance with GASB 68, paragraphs 54 and 71, changes in the net pension liability are recognized in pension expense in the current measurement period, except as indicated below. For each of the following, a portion is recognized in pension expense in the current reporting period, and the balance is amortized as deferred outflows or deferred inflows of resources using a systematic and rational method over a closed period, as defined below:

- Differences between expected and actual experience with regard to economic and demographic factors which are amortized over the average expected remaining service life of all employees that are provided with pensions through the pension plan, both active and inactive.
- Changes of assumptions or other inputs which are amortized over the average expected remaining service life of all employees that are provided with pensions through the pension plan, both active and inactive.
- Changes in proportion and differences between contributions and proportionate share of contributions which are amortized over the average expected remaining service life of all employees that are provided with pensions through the pension plan, both active and inactive.
- Differences between expected and actual earnings on pension plan investments are amortized over five years.

Employer contributions to the pension plans from employers are not included in collective pension expense; however, employee contributions are used to reduce pension expense.

The average expected remaining service life of all employees provided with pensions through the pension plans at June 30, 2016 was 6.4 years for FRS and 7.2 for HIS. The components of collective pension expense reported in the pension allocation schedules for the year ended June 30, 2016 are presented for each plan.

Leon County, Florida

Notes to the Financial Statements

Year Ended September 30, 2016

Note X. EMPLOYEE BENEFITS (continued)

Florida Retirement System

The components of the collective pension expense reported in the pension allocation schedules by the Florida Retirement System for the year ended June 30, 2016 are presented below and are used to calculate Leon County's share of the pension plan for 2016 which is 0.426742954%:

	Total	Expense	Deferred Outflows	Deferred (Inflows)	Amortization Period
Beginning Net Pension Liability at June 30, 2015	\$ 12,916,341,186				
Service Cost	2,132,905,650	2,132,905,650			
Interest on Total Pension Liability	12,109,113,805	12,109,113,805			
Plan Changes	32,310,000	32,310,000			
Experience Assumptions	980,191,881	339,193,825	1,933,340,218	(235,095,289)	6.4 Years
Employer Contributions	1,030,667,368	360,414,073	1,527,554,171		6.4 Years
Projected Investment Earnings	(2,438,659,458)				
Member Contributions	(11,075,395,463)	(11,075,395,463)			
(Gain)/Loss on Investments	(710,716,815)	(710,716,815)			
Administrative Expense	10,254,813,091	643,769,480	6,526,837,479		5.0 Years
Net Pension Liability at June 30, 2016	18,507,240	18,507,240			
	\$ 25,250,078,485	\$ 3,850,101,795	\$ 9,987,731,868	\$ (235,095,289)	

Leon County, Florida

Notes to the Financial Statements

Year Ended September 30, 2016

Note X. EMPLOYEE BENEFITS (continued)

For the fiscal year ended September 30, 2016, the County recognized pension expense of \$17,241,588 for the FRS plan. In addition the County reported deferred outflows of resources and deferred inflows of resources related to pensions from the following sources:

Description	Deferred Outflows of Resources for the FRS Plan	Deferred Inflows of Resources for the FRS Plan
Differences between expected and actual experience	\$ 8,250,393	\$ (1,003,252)
Change of assumptions	6,518,730	0
Net difference between projected and actual earnings on FRS Plan investments	27,852,819	0
Changes in proportion and differences between County FRS Plan contributions and proportionate share of contributions	8,516,771	(3,548,524)
County FRS Plan contributions subsequent to the measurement date	<u>2,604,166</u>	<u>0</u>
Total	<u>\$ 53,742,879</u>	<u>\$ (4,551,776)</u>

The deferred outflows of resources related to the Pension Plan, totaling \$2,604,166 and resulting from County contributions to the Plan subsequent to the measurement date, will be recognized as a reduction to net pension liability in the fiscal year ended September 30, 2016. Other amounts reported as deferred outflows of resources and deferred inflows of resources related to the Pension Plan will be recognized in pension expense as follows:

Reporting Period Ending June 30	FRS Net Deferred Outflows
2017	\$6,544,319
2018	6,544,319
2019	17,403,077
2020	12,428,210
2021	2,728,891
Thereafter	938,120
Totals	\$46,586,936

Leon County, Florida

Notes to the Financial Statements

Year Ended September 30, 2016

Note X. EMPLOYEE BENEFITS (continued)

Health Insurance Subsidy

The components of the collective pension expense reported in the pension allocation schedules for the Florida Retirement System's Health Insurance Subsidy for the year ended June 30, 2016 are presented below and are used for to calculate Leon County's share for 2016 which is 0.286548096%.

	Total	Expense	Deferred Outflows	Deferred (Inflows)	Amortization Period
Beginning Net Pension Liability at June 30, 2015	\$ 10,198,426,975				
Service Cost	256,710,220	256,710,220			
Interest on Total Pension Liability	390,757,053	390,757,053			
Experience Assumptions	(30,826,289)	(4,281,429)		(26,544,860)	7.2 Years
Employer Contributions	1,352,459,162	325,908,378	1,828,900,798		7.2 Years
Projected Investment Earnings	(512,563,741)				
(Gain)/Loss on Investments	(3,106,220)	(3,106,220)			
Administrative Expense	2,541,015	2,168,899	5,892,810		5.0 Years
Net Pension Liability at June 30, 2016	187,571	187,571			
	\$ 11,654,585,746	\$ 968,344,472	\$ 1,834,793,608	(26,544,860)	

Leon County, Florida

Notes to the Financial Statements

Year Ended September 30, 2016

Note X. EMPLOYEE BENEFITS (continued)

For the fiscal year ended September 30, 2016, the County recognized pension expense of \$2,875,617 for the HIS plan. In addition the County reported deferred outflows of resources and deferred in flows of resources related to pensions from the following sources:

Description	Deferred Outflows of Resources for the HIS Plan	Deferred Inflows of Resources for the HIS Plan
Differences between expected and actual experience	\$ 0	\$ (76,064)
Change of assumptions	5,240,681	0
Net difference between projected and actual earnings on HIS Plan investments	16,886	0
Changes in proportion and differences between County HIS Plan contributions and proportionate share of contributions	1,342,063	(554,989)
County HIS Plan contributions subsequent to the measurement date	<u>339,807</u>	<u>0</u>
Total	<u>\$ 6,939,437</u>	<u>\$ (631,053)</u>

The deferred outflows of resources related to the HIS Plan, totaling \$339,807 resulting from County contributions to the HIS Plan subsequent to the measurement date, will be recognized as a reduction of the net pension liability in the fiscal year ended September 30, 2016. Other amounts reported by the County as deferred outflows of resources and deferred inflows of resources related to the HIS Plan will be recognized in pension expense as follows:

Reporting Period Ending June 30	HIS Net Deferred Outflows
2017	\$1,028,675
2018	1,028,675
2019	1,025,460
2020	1,023,916
2021	979,953
Thereafter	881,899
Totals	\$5,968,578

Leon County, Florida

Notes to the Financial Statements

Year Ended September 30, 2016

Note X. EMPLOYEE BENEFITS (continued)

B. Deferred Compensation Plan

The County offers their employees deferred compensation plans created in accordance with Internal Revenue Code Section 457. The County complied with the requirements of subsection (g) of IRC Section 457 and, accordingly, all assets and income of the plan are held in trust for the exclusive benefit of the participants and their beneficiaries. Deferred compensation amounts withheld from participating employees' pay are not taxable as current income until withdrawn from the plan. Annual contributions by a participant may not exceed the lesser of \$16,500 or 50% of gross annual compensation. There is an "age 50 catch-up" provision that allows an additional \$5,000 contribution from the year the employee reaches age 50 until the employee terminates employment.

C. Liability for Compensated Absences

The County accrues a liability for employees' rights to receive compensation for future absences when certain conditions are met. Except for the Clerk, the County does not, nor is it legally required to, accumulate expendable available financial resources to liquidate this obligation. Accordingly, the liability for the compensated absences is not reported in the governmental funds. However, the current and long-term portion of the liability for compensated absences is reported at the entity-wide financial statement level. The liability associated with compensated absences is reported on the fund level in the internal service fund for the Clerk only.

D. Executive Service Plan

Executive service and senior management employees of Leon County are entitled to severance pay if terminated from employment. If there is a contract or an employment agreement, they are entitled to up to twenty weeks of severance pay. If there is no contract, severance pay is limited to six weeks.

E. Post Employment Benefits Other Than Pension Benefits

Plan Description

The County participates and administers an agent multiple-employer plan under which qualified retired employees are permitted to participate in the health and life insurance benefits program (the Program). The health portion of the Program is considered by the County's insurance provider to be community-rated and, therefore, no Other Postemployment Benefit (OPEB) obligation is calculated for healthcare. The Program may be amended by the County's Board of County Commissioners. A stand alone financial report is not issued for the Program.

Funding Policy

Retired employees and their spouses for their lifetime are eligible for continuation of the benefits offered to active employees and are responsible for paying the required premium contributions.

Leon County, Florida

Notes to the Financial Statements

Year Ended September 30, 2016

Note X. EMPLOYEE BENEFITS (continued)

Annual OPEB Cost and Net OPEB Obligation

As described in Note 1, the County consists of elected Constitutional Officers of the County. The annual OPEB obligation of Constitutional Officers is recognized in the county-wide financial statements of the County and the obligation associated with each Constitutional Officer is disclosed within the notes of their respective financial statements. The County's OPEB obligation is calculated based on the annual required contribution (ARC) of the employer, an amount actuarially determined in accordance with the guidance provided by Governmental Accounting Standards Board Statement Number 45, *Accounting and Financial Reporting by Employers for Postemployment Benefits Other Than Pensions*. The ARC represents a level of funding that, if paid on an ongoing basis, is projected to cover normal cost each year and to amortize any unfunded actuarial liabilities (or funding excess) over a period not to exceed 30 years.

The following table shows the County's annual OPEB cost, its actual contributions and changes in the County's net OPEB obligation:

	FY 2016	FY 2015	FY 2014
Normal cost (service cost for one year)	\$ 395,518	\$ 395,518	\$ 505,874
Amortization of unfunded actuarial accrued liability	696,174	696,174	580,344
Interest on normal cost and amortization	43,668	43,668	43,449
Annual required contribution	1,135,360	1,135,360	1,129,667
Interest on net OPEB obligation	286,037	250,076	213,804
Adjustment to annual required contribution	(397,633)	(347,642)	(297,219)
Annual OPEB cost	1,023,764	1,037,794	1,046,252
Contributions made	(153,796)	(138,793)	(139,433)
Increase in net OPEB obligation	869,968	899,001	906,819
Net OPEB obligation at beginning of year	7,150,918	6,251,917	5,345,098
 Net OPEB obligation at end of year	 \$ 8,020,886	 \$ 7,150,918	 \$ 6,251,917

The percentage of annual OPEB cost contributed to the plan for fiscal year 2016, 2015, and 2014, was 15.02%, 13.37%, and 13.33%, respectively.

Leon County, Florida

Notes to the Financial Statements

Year Ended September 30, 2016

Note X. EMPLOYEE BENEFITS (continued)

Funded Status and Funding Progress

As of September 30, 2016, the County's actuarial accrued liability for benefits recognized in the County's financial statements was \$12,519,788, all of which was unfunded. The County's covered payroll (annual payroll of active employees covered by the plan) was \$84,749,884. The ratio of the County's actuarial accrued liability to the County's covered payroll was 14.77% at September 30, 2016.

The projection of future benefit payments for an ongoing plan involves estimates of the value of reported amounts and assumptions about the probability of occurrence of events far into the future. Examples include assumptions about future employment, mortality, and the healthcare cost trend. Amounts determined regarding the funded status of the plan and the annual required contributions of the employer are subject to continual revision as actual results are compared with past expectations and new estimates are made about the future.

Actuarial Methods and Assumptions

Projection of benefits for financial reporting purposes are based on the substantive plan (the plan as understood by the employer and plan members) and include the types of benefits provided at the time of the valuation. The actuarial calculations reflect a long-term perspective and the actuarial methods and assumptions used include techniques that are designed to reduce the effects of short-term volatility in actuarial accrued liabilities and the actuarial value of assets.

For the October 1, 2014 actuarial valuation, the projected unit credit method of funding was used. The objective under that method is to fund each participant's benefits under the plan as they would accrue, taking into consideration the plan's benefit allocation formula. Thus, the total benefit value each participant is expected to become entitled to is broken down into units, each associated with a year of past or future credited service. The actuarial assumptions included a 4% rate of return based on the estimated long-term investments that are expected to be used to finance the payment of the benefits. In addition, the actuarial assumptions included a 3% salary growth rate. As stated in the plan description, healthcare costs are not included in the liability; therefore no healthcare cost trend assumption is made. The unfunded actuarial liability is being amortized as a level of percentage of projected payroll on an open basis. The remaining amortization period at September 30, 2016, was 30 years.

Leon County, Florida

Notes to the Financial Statements

Year Ended September 30, 2016

Note XI. RISK MANAGEMENT AND CONVENTIONALLY INSURED CLAIMS & LOSSES

A. General Liability

Effective December 15, 2012, the County purchased commercial insurance for general liabilities from OneBeacon. The County maintained a \$10,000 deductible with the insurance carrier.

Changes in the Board’s claim liability amount were as follows:

Year	Beginning of Fiscal Year	Current Year Claims and Changes in Estimates	Claims Payments	Balance at Fiscal Year End
September 30, 2016	\$ 9,695	\$ 75,395	\$ 0	\$ 85,090
September 30, 2015	\$ 10,281	\$ (586)	\$ 0	\$ 9,695

The claims liability of \$85,090 includes an actuarial valuation for incurred but not yet reported claims of \$10,000.

B. Workers’ Compensation

The County's Insurance Service Fund is used to account for insurance activities relating to workers’ compensation that is administered by a third-party administrator. Under this program, the County absorbs losses up to a maximum of \$500,000 for each claim. At September 30, 2016, the County had \$92,603 deposited with the third-party administrator for use against future claims. The County purchases commercial insurance for claims in excess of coverage provided by the Fund. Settled claims have not exceeded this commercial coverage in the current year or any of the past four years.

All funds of the County participate in this program and make payments to the Insurance Service Fund based upon payroll exposure in the amounts needed to pay prior and current year claims and to establish a reserve for catastrophic losses. Excess payments are recorded as a designation of retained earnings for catastrophic losses.

The claims liability for workers' compensation of \$3,773,824, which includes an actuarial evaluation for incurred but not reported claims of \$2,465,006, is included in other current liabilities and reported in the Internal Service Fund at September 30, 2016. The liability is based on the requirements of Governmental Accounting Standards Board Statement No. 10, which requires that a liability for claims be reported if information prior to the issuance of the financial statements indicates that it is probable that a liability has been incurred as of the date of the financial statements and the amount of the loss can be reasonably estimated.

Leon County, Florida

Notes to the Financial Statements

Year Ended September 30, 2016

Note XI. RISK MANAGEMENT AND CONVENTIONALLY INSURED CLAIMS & LOSSES (continued)

Changes in the fund's claims liability amount were as follows:

Year	Beginning of Fiscal Year	Current Year Claims and Changes in Estimates	Claims Payments	Balance at Fiscal Year End
September 30, 2016	\$ 3,665,220	\$ 1,158,604	\$ (1,050,000)	\$ 3,773,824
September 30, 2015	\$ 2,781,151	\$ 1,847,069	\$ (963,000)	\$ 3,665,220

C. Automobile Liability

The County purchases commercial coverage for automobile liability insurance through the same provider of its general liability insurance. All vehicles are covered for physical damage with a \$1,000 deductible and for liability with a \$10,000 deductible.

All funds of the County participate in this program and pay premiums to the Insurance Service Fund based on the vehicles used by their personnel.

As a member of the Florida Sheriff's Association, the Sheriff participates in the Sheriffs' Automobile Risk Program for automobile liability insurance. Coverage includes liability for bodily injury and property damage, personal injury protection, auto medical payments, bodily injury for uninsured motorists and physical damage. Coverage for physical damage is also maintained on certain vehicles. The contribution required for the year ended September 30, 2016 was \$182,452.

Changes in the fund's claims liability were as follows:

Year	Beginning of Fiscal Year	Current Year Claims and Changes in Estimates	Claims Payments	Balance at Fiscal Year End
September 30, 2016	\$ 4,847	\$ 20,794	\$ 0	\$ 25,641
September 30, 2015	\$ 5,140	\$ (293)	\$ 0	\$ 4,847

The claims liability of \$25,641 includes an actuarial valuation for incurred but not reported claims of \$15,000.

Leon County, Florida

Notes to the Financial Statements

Year Ended September 30, 2016

Note XI. RISK MANAGEMENT AND CONVENTIONALLY INSURED CLAIMS & LOSSES (continued)

D. Professional Liability

The Sheriff is currently a member of the Florida Sheriffs' Association and participates in the Florida Sheriffs' Self-Insurance Fund. The Self-Insurance Fund administers insurance activities related to professional liability and covers compensatory damages (except back pay), employment benefits, punitive damages, attorney fees or costs awarded to a prevailing plaintiff, and all legal fees involved in defense of the Sheriff. The contribution required for the year ended September 30, 2016 was \$395,128.

The limits of the Self-Insurance Fund for the above mentioned damages, fees and defense costs are \$5,000,000 per incident or occurrence; and \$10,000,000 in aggregate for the policy year. Settled claims did not exceed this coverage in the current year.

E. Excess Insurance

In the normal course of jail operations, the Sheriff seeks to limit its exposure to loss for catastrophic medical costs by purchasing insurance under an excess coverage contract. During the year ended September 30, 2016, the Sheriff maintained an excess insurance policy that provides a maximum specific benefit of \$250,000 per covered person, for claims in excess of \$80,000 reported during the annual contract term. The premium required for the year ended September 30, 2016 was \$64,965.

Note XII. SEGMENT INFORMATION - ENTERPRISE FUNDS

The County maintained one enterprise fund. The Leon County Landfill Fund accounts for revenues and expenditures related to the operation of the landfill and collection of revenues from the sale of processed recyclables and related costs to support the program. The County has not issued bonds to finance the activity of the enterprise fund. Further, none of the revenues streams of the enterprise fund are pledged in support of outstanding debt.

Note XIII. OTHER REQUIRED INDIVIDUAL FUND DISCLOSURES

A. Excess of Expenditures Over Appropriation

Certain funds show an excess of expenditures over appropriations. This excess is due to the appropriation and use of fund balance during the fiscal year.

B. Excess of Expenditures Over Revenue in the Budget Column

Certain funds show an excess of expenditures over revenue in the budget column of the Statement of Revenue, Expenditures and Changes in Fund Balances, Budget and Actual. This excess is due to the appropriation and use of fund balance (which is not reported in the budget or variance column) during the fiscal year.

Leon County, Florida

Notes to the Financial Statements

Year Ended September 30, 2016

Note XIII. OTHER REQUIRED INDIVIDUAL FUND DISCLOSURES (continued)

C. Deficit Fund Balances

There were no funds with deficit fund balances as of September 30, 2016.

D. Minimum Fund Balance Policy

On September 16, 2008, Leon County adopted Policy Number 07-2 called "Reserves." The first section, Emergency Reserves includes the general revenue emergency reserves which are maintained at an amount not to be less than three percent and not to exceed eight percent of the projected General Fund and Fine & Forfeiture Fund operating expenditures for the ensuing fiscal year. In addition, a catastrophe reserve will be maintained at two percent. The reserve will provide immediate cash flow in the event of a natural disaster. The Reserve for Contingency is separate from the Reserves for Cash Balances and annually determined by the Board of County Commissioners as a part of the budget. Any funds not included under this category will be included as part of the unreserved fund balance.

Reserves for Cash Balances are maintained by the County as an annual unassigned reserve for cash balance at a level sufficient to maintain adequate cash flow and to eliminate the need for short-term borrowing. The fund balance shall be no less than ten percent and no greater than twenty percent of the projected General Fund and Fine & Forfeiture Fund operating expenditures. All major funds will retain sufficient cash balances to eliminate the need for short-term borrowing.

As a part of the annual budget process, a determination is made of the minimum and maximum amounts based on above requirements. Funds in excess of the minimums established can be utilized to support one-time capital expenses.

Leon County, Florida

Notes to the Financial Statements

Year Ended September 30, 2016

Note XIII. OTHER REQUIRED INDIVIDUAL FUND DISCLOSURES (continued)

E. Fund Balance

At fiscal year end, fund balances reported on the Statements of Revenues, Expenditures, and Changes in Fund Balance include:

	General Fund	Major Funds	Other Funds	Total
Nonspendable:				
Inventory	\$ 699,203	\$ 0	\$ 2,211	\$ 701,414
Prepaid assets	44,698	0	15,030	59,728
Total nonspendable	<u>743,901</u>	<u>0</u>	<u>17,241</u>	<u>761,142</u>
Restricted for:				
Federal and state grants and other purposes	0	2,062,892	372,317	2,435,209
Major non-transportation related capital projects and facilities	0	29,391,988	0	29,391,988
Debt service	0	0	103,135	103,135
Public improvement revenue bond projects	0	0	19,967,308	19,967,308
Impact fee - road improvements	0	0	359,863	359,863
Enabling legislation	0	0	15,946,998	15,946,998
Total restricted	<u>0</u>	<u>31,454,880</u>	<u>36,749,621</u>	<u>68,204,501</u>
Committed for:				
Minimum reserve requirement	4,813,626	187,128	0	5,000,754
Fire protection services	0	1,230,523	0	1,230,523
Emergency medical services	0	0	9,020,681	9,020,681
Environmental management	0	0	525,507	525,507
Building inspections	0	0	2,245,648	2,245,648
Unincorporated stormwater maintenance	0	0	1,105,834	1,105,834
Unincorporated municipal services	0	0	1,176,284	1,176,284
City sewer service distribution	0	0	5,331	5,331
County accepted roadways and drainage program (CARDS)	0	418,432	0	418,432
Total committed	<u>4,813,626</u>	<u>1,836,083</u>	<u>14,079,285</u>	<u>20,728,994</u>
Assigned for:				
Beginning appropriated fund balance	2,537,322	0	38,860	2,576,182
Carry-forward appropriations	7,528,656	250,000	74,650	7,853,306
General government	0	0	161,016	161,016
Public safety	0	810,392	1,184,486	1,994,878
Total assigned	<u>10,065,978</u>	<u>1,060,392</u>	<u>1,459,012</u>	<u>12,585,382</u>
Unassigned:	<u>16,214,721</u>	<u>0</u>	<u>(30)</u>	<u>16,214,691</u>
Total Fund Balances	<u>\$31,838,226</u>	<u>\$34,351,355</u>	<u>\$52,305,129</u>	<u>\$118,494,710</u>

Leon County, Florida

Notes to the Financial Statements

Year Ended September 30, 2016

Note XIV. COMMITMENTS AND CONTINGENCIES

A. Contract Commitments

Lease Income

On June 2003, the County purchased the Bank of America building. There are several noncancellable operating lease agreements for the rental of its building. The lease agreements provide for monthly rentals, which escalate over the lease terms and expire on various dates. Minimum future rentals to be collected under the terms of the lease agreements as of September 30, 2016 are as follows:

Fiscal Year Ending September 30,	Amount
2017	\$ 815,353
2018	478,668
2019	468,908
2020	461,423
2021	416,648
2019-2023	206,943
Total minimum payments	<u>\$ 2,847,943</u>

The property being leased is included in the Statement of Net Position Governmental Activities column with a carrying value of \$18,745,881 and depreciation expense of \$473,935 for fiscal year 2016. The facility is carried as a governmental activity because the County purchased the building to provide offices for County staff.

In October 2009, the Board purchased the Lake Jackson Town Center. There are several noncancellable operating lease agreements for the rental of its building. The lease agreements provide for monthly rentals, which escalate over the lease terms and expire on various dates. Minimum future rentals to be collected under the terms of the lease agreements as of September 30, 2016, are as follows:

Fiscal Year Ending September 30,	Amount
2017	\$ 70,115
2018	9,722
Total minimum payments	<u>\$ 79,837</u>

Leon County, Florida

Notes to the Financial Statements

Year Ended September 30, 2016

Note XIV. COMMITMENTS AND CONTINGENCIES (continued)

Lease Income (continued)

The property being leased is included in the Statement of Net Position Governmental Activities column under Land and construction in progress with a carrying value of \$4,540,621 for fiscal year 2016. The facility is carried as a governmental activity because the County purchased the building to provide offices for County staff as well as to provide Library services to the community.

Operating Leases

On April 11, 2012, the Supervisor of Elections entered into an operating lease for the rental of space for the voter operations center. The lease agreement provides for monthly rentals, which escalate over the term of the lease. The lease commenced on September 1, 2012 for a period of ten years. Minimum future lease payments are as follows:

Fiscal Year Ending September 30,	Amount
2017	\$ 269,964
2018	275,400
2019	280,835
2020	286,308
2021	292,197
2022-2026	<u>1,523,418</u>
Total minimum payments	<u>\$ 2,928,122</u>

Rental expense for the year ended September 30, 2016 was \$213,059.

Leon County, Florida

Notes to the Financial Statements

Year Ended September 30, 2016

Note XIV. COMMITMENTS AND CONTINGENCIES (continued)

Operating Leases (continued)

The Tax Collector has entered into noncancellable operating leases as lessee for office space and office equipment. Some of the real property leases contain provisions for four or five-year renewal options, with stated increases or decreases for lease payments. At September 30, 2016, aggregate future minimum payments under non-cancelable operating leases with remaining terms equal to or exceeding one year are as follows:

Fiscal Year Ending September 30,	Amount
2017	\$ 923,733
2018	930,411
2019	784,178
2020	669,887
2021	672,680
2022-2026	2,942,425
2027-2031	2,797,061
2032-2033	978,970
Total minimum payments	<u>\$10,699,345</u>

Lease expenditures incurred under operating leases for the year ended September 30, 2016 were \$853,753.

The Sheriff is committed to various operating leases for certain office and radio equipment. Operating leases are generally defined as leases that do not transfer benefits and risks of ownership to the lessee. For the year ended September 30, 2016, equipment lease expenses were \$132,334. Following is a schedule of future minimum lease payments under the equipment lease as of September 30:

Fiscal Year Ending September 30,	Amount
2017	\$ 25,169
2018	12,875
2019	12,875
2020	3,370
Total minimum payments	<u>\$ 54,289</u>

Leon County, Florida

Notes to the Financial Statements

Year Ended September 30, 2016

Note XIV. COMMITMENTS AND CONTINGENCIES (continued)

Operating Leases (continued)

The Clerk leases office equipment and building space under operating leases expiring in various years through 2023. Minimum future lease payments under operating leases having remaining terms in excess of one year as of September 30, 2016, for each of the next five years and in the aggregate are as follows:

Fiscal Year Ending September 30,	Amount
2017	\$ 88,368
2018	88,368
2019	61,500
2020	61,500
2021	61,500
2021-2023	<u>107,625</u>
Total minimum payments	<u>\$ 468,861</u>

Rent expense paid during the fiscal year ended September 30, 2016 was \$92,223.

On June 27, 2010, the Clerk entered into an agreement for installation and implementation of new software. The total fees under this contract \$1,204,014. As of September 30, 2016, the remaining balance on the contract totaled \$399,360. The remaining balance will be paid in subsequent years based on the implementation of the civil and criminal case maintenance systems. There has not been a date setup from the criminal case maintenance system implementation.

The County has other various operating leases for certain office and telephone equipment that is subject to funds being budgeted on an annual basis. These operating leases can be cancelled within the terms of the contract.

Grants

The County is currently receiving, and has received in the past, grants which are subject to special compliance audits by the grantor agency that may result in disallowed expense amounts. Such amounts, if any, constitute a contingent liability of the County. Accordingly, such liabilities are not reflected within the financial statements.

Leon County, Florida

Notes to the Financial Statements

Year Ended September 30, 2016

Note XIV. COMMITMENTS AND CONTINGENCIES (continued)

Long-Term Construction Projects

The County is committed to various material long-term construction projects at September 30, 2016. These commitments have been included in the 2015-2016 fiscal year budget and the five-year Capital Improvement Program and certain amounts have been reserved in the capital projects fund. Current contracts outstanding as of the report date approximate \$2.9 million as compared to \$4.1 million at September 30, 2015.

The Sheriff, the County, and the City of Tallahassee (the Parties) entered into an inter-local agreement on December 20, 2007 to establish parameters relating to ownership, expansion, operation, maintenance, and the use of the 800MHz Project 25 Digital Trunked Simulcast (TSR) System. The agreement provides 50% ownership of the TSR System's backbone equipment by the Sheriff and the County. The agreement also provides that the Sheriff and the County are required to pay 50% of the TSR System's operating costs. Absent a prior notice to withdraw, the agreement shall continue until the date the agreement is terminated by mutual written agreement of the Parties. Activity related to the agreement is accounted for as a joint operation.

B. Potential Liabilities Resulting from Litigation

The County is a defendant in various lawsuits arising from the normal course of operations. The outcome of these lawsuits is not presently determinable.

On October 1, 2012, the CDA was formed as a separate legal entity by virtue of an Interlocal Agreement between Leon County, Florida, the City of Tallahassee, and the Leon County Sheriff's Office. Subsequent to the CDA's formation and during the course of the CDA providing dispatch services, there have been occasions which have given rise to certain claims and litigation against the CDA itself. At no time has Leon County or the City of Tallahassee been named as a Party Defendant to any of the litigation. To the extent that any Plaintiff or Claimant in this litigation is able to prevail in their claims against the CDA, obtain a Final Judgment against the CDA, it could be covered by the CDA's general liability insurance and would be subject to the statutory mandates of sovereign immunity contained in Florida Statutes, Section 768.28. Thus, should a money judgment be obtained against the CDA, and to the extent it exceeds or is not covered by the CDA's insurance, and to the extent it exceeds the sovereign immunity caps under Section 768.28, and to the extent that the successful Plaintiff seeks a further waiver of the sovereign immunity cap by virtue of filing a Claims Bill in the Florida Legislature, and to the extent that in some year in the future the Florida Legislature actually approves such a Claims Bill, and to the extent that such a Claims Bill requires payment from the CDA which exceeds its existing budgeted funds, then the CDA may seek financial contribution from Leon County and the City of Tallahassee, which the City and the County are not legally obligated to appropriate. Then, to the extent that Leon County and/or the City of Tallahassee chooses to budget and appropriate funds to the CDA to cover the costs set forth in any Claims Bill which is directed to the CDA, then, and only then, would there be a potential financial impact to Leon County and/or the City of Tallahassee.

Leon County, Florida

Notes to the Financial Statements

Year Ended September 30, 2016

Note XIV. COMMITMENTS AND CONTINGENCIES (continued)

During the past fiscal/calendar year, two "claims" were settled by the CDA. In one of those "claims", the City and the County agreed to voluntarily contribute to the settlement by paying "claims" against the City and the County.

The first matter was a "claim" by the Estate of a county citizen and an FSU Law School Professor that was shot and killed at his home. Two persons have been arrested and prosecutions are now pending. The Estate of the deceased professor filed a "claim" against the CDA alleging improper dispatch of the EMS. The "claim" was settled by the CDA's insurance carrier for \$40,000.00, without any contribution by the County (or City).

The other matter involved the unfortunate death of a LCSO deputy during a call for assistance. The deputy's Estate filed a lawsuit against the CDA seeking damages for negligence. The Estate also filed "claims" against the City and the County. In December, the insurance carrier for the CDA agreed to pay \$950,000 toward a full settlement, and the City and County each authorized payments of \$200,000 each. The settlement is conditioned upon approval by the Circuit Court which is pending.

C. Subsequent Events

Subsequent to emergency response efforts pertaining to Hurricane Hermine, which struck Tallahassee on September 2, 2016, Leon County staff presented the Board an after action report to the Leon County Commission on December 13, 2016. One of the recommendations made in the report was to return emergency management functions from the Sheriff's Department back to the Board of County Commissioners, and have these functions report to the County Administrator. The Board ratified this action at their January 24, 2017 meeting.

Effective April 1, 2017, Emergency Management will transfer from a function of the Leon County Sheriff to a function of the Board of County Commissioners. In essence, eight staff members associated with E-911 and Emergency Management will now report to County Administration. E-911 functions will still be funded by dedicated E-911 revenue and grants associated with Emergency Management, which will be transferred from the Sheriff to the Board of County Commissioners. The County has evaluated subsequent events through February 29, 2016, the date the financial statements were available to be issued.

The County has evaluated subsequent events through April 10, 2017, the date the financial statements were available to be issued.

REQUIRED SUPPLEMENTARY INFORMATION

Leon County, Florida

Proportionate Share of Net Pension Liability

Florida Retirement System
Last Ten Fiscal Years*

	<u>2016</u>	<u>2015</u>	<u>2014</u>	<u>2013</u>
Leon County's proportion of the net pension liability	0.426742954 %	0.381103706 %	0.373806519 %	0.387480733 %
Leon County's proportionate share of the net pension liability	\$ 107,752,931	\$ 49,224,656	\$ 22,807,695	\$ 66,702,680
Leon County's covered-employee payroll	\$ 84,749,884	\$ 82,413,692	\$ 80,672,932	\$ 80,356,724
Leon County's proportionate share of the net pension liability as a percentage of its covered-employee payroll	127.14 %	59.00 %	28.27 %	83.01 %
Plan fiduciary net position as a percentage of the total pension liability	84.88 %	92.00 %	96.09 %	88.54 %

* The amounts presented for each fiscal year were determined as of 6/30 except for the covered payroll determined as of 09/30. The schedule is intended to show information for 10 years. Additional years will be displayed as the information becomes available.

Leon County, Florida

Schedule of Contributions

Florida Retirement System Last Ten Fiscal Years*

	2016	2015	2014	2013
Contractually required contribution	\$ 10,406,807	\$ 9,291,632	\$ 8,187,949	\$ 5,214,322
Contributions in relation to the contractually required contribution	(10,406,807)	(9,291,632)	(8,187,949)	(5,214,322)
Contribution deficiency (excess)	\$ 0	\$ 0	\$ 0	\$ 0
 Leon County's covered-employee payroll	 \$ 84,749,884	 \$ 82,413,692	 \$ 80,672,932	 \$ 80,356,724
Contributions as a percentage of covered-employee payroll	12.28 %	11.27 %	10.15 %	6.49 %

* The amounts presented for each fiscal year were determined as of 6/30 except for the covered payroll determined as of 09/30. The schedule is intended to show information for 10 years. Additional years will be displayed as the information becomes available.

Leon County, Florida

Proportionate Share of Net Pension Liability

Health Insurance Subsidy Program Last Ten Fiscal Years*

	<u>2016</u>	<u>2015</u>	<u>2014</u>	<u>2013</u>
Leon County's proportion of the net pension liability	0.286548096 %	0.274123595 %	0.270973192 %	0.279295965 %
Leon County's proportionate share of the net pension liability	\$ 33,395,994	\$ 27,956,296	\$ 25,336,655	\$ 24,316,386
Leon County's covered-employee payroll	\$ 84,749,884	\$ 82,413,692	\$ 80,672,932	\$ 80,356,724
Leon County's proportionate share of the net pension liability as a percentage of its covered-employee payroll	39.00 %	33.92 %	31.41 %	30.26 %
Plan fiduciary net position as a percentage of the total pension liability	0.97 %	0.50 %	0.99 %	1.78 %

* The amounts presented for each fiscal year were determined as of 6/30 except for the covered payroll determined as of 09/30. The schedule is intended to show information for 10 years. Additional years will be displayed as the information becomes available.

Leon County, Florida

Schedule of Contributions

Health Insurance Subsidy Program Last Ten Fiscal Years*

	2016	2015	2014	2013
Contractually required contribution	\$ 1,468,742	\$ 1,047,871	\$ 928,263	\$ 914,903
Contributions in relation to the contractually required contribution	(1,468,742)	(1,047,871)	(928,263)	(914,903)
Contribution deficiency (excess)	\$ 0	\$ 0	\$ 0	\$ 0
Leon County's covered-employee payroll	\$ 84,749,884	\$ 82,413,692	\$ 80,672,932	\$ 80,356,724
Contributions as a percentage of covered-employee payroll	1.73 %	1.27 %	1.15 %	1.14 %

* The amounts presented for each fiscal year were determined as of 6/30 except for the covered payroll determined as of 09/30. The schedule is intended to show information for 10 years. Additional years will be displayed as the information becomes available.

Leon County, Florida

Schedule of Funding Progress

September 30, 2016

Actuarial Valuation Date	Actuarial Value of Assets	Actuarial Accrued Liability	Unfunded Actuarial Accrued Liability	Funded Ratio	Covered Payroll	Actuarial Accrued Liability as a percentage of covered payroll
10/1/2014	\$ 0	\$ 12,519,788	\$ 12,519,788	0.00 %	\$ 84,749,884	14.77 %
10/1/2014	0	12,519,788	12,519,788	0.00 %	82,413,692	15.19 %
10/1/2012	\$ 0	\$ 10,436,732	\$ 10,436,732	0.00 %	\$ 80,672,832	12.94 %

Leon County, Florida
 Combining Balance Sheet
 General Fund

September 30, 2016

	<u>Board of County Commissioners</u>	<u>Clerk of Circuit Court</u>	<u>Property Appraiser</u>
Assets			
Cash	\$ 6,134,252	\$ 273,978	\$ 207,915
Investments	28,473,860	0	24,780
Receivables:			
Accounts	156,451	14,249	0
Intergovernmental	1,590,115	6,971	0
Due from other funds	941,934	14,485	0
Inventory	313,988	35,330	0
Other assets	4,250	0	0
Total assets	<u>\$ 37,614,850</u>	<u>\$ 345,013</u>	<u>\$ 232,695</u>
Liabilities and fund balances			
Liabilities:			
Accounts payable	\$ 4,307,369	\$ 160,424	\$ 78,378
Accrued liabilities	432,927	0	0
Intergovernmental payables	691,718	41,682	309
Due to other funds	299,600	110,640	154,008
Deposits	45,010	32,267	0
Total liabilities	<u>5,776,624</u>	<u>345,013</u>	<u>232,695</u>
Fund balances:			
Nonspendable	318,238	35,330	0
Restricted	0	0	0
Committed	4,813,626	0	0
Assigned	10,065,978	0	0
Unassigned	16,640,384	(35,330)	0
Total fund balances	<u>31,838,226</u>	<u>0</u>	<u>0</u>
Total liabilities and fund balances	<u>\$ 37,614,850</u>	<u>\$ 345,013</u>	<u>\$ 232,695</u>

<u>Sheriff</u>	<u>Supervisor of Elections</u>	<u>Tax Collector</u>	<u>Total</u>
\$ 3,099,312	\$ 179,393	\$ 343,573	\$ 10,238,423
1,251,721	0	0	29,750,361
21,951	0	0	192,651
135,299	0	0	1,732,385
171,938	0	0	1,128,357
385,215	0	0	734,533
5,118	0	0	9,368
<u>\$ 5,070,554</u>	<u>\$ 179,393</u>	<u>\$ 343,573</u>	<u>\$ 43,786,078</u>
\$ 1,421,501	\$ 108,125	\$ 5,188	\$ 6,080,985
3,137,049	71,268	0	3,641,244
11,380	0	477	745,566
500,624	0	337,908	1,402,780
0	0	0	77,277
<u>5,070,554</u>	<u>179,393</u>	<u>343,573</u>	<u>11,947,852</u>
390,333	0	0	743,901
0	0	0	0
0	0	0	4,813,626
0	0	0	10,065,978
(390,333)	0	0	16,214,721
<u>0</u>	<u>0</u>	<u>0</u>	<u>31,838,226</u>
<u>\$ 5,070,554</u>	<u>\$ 179,393</u>	<u>\$ 343,573</u>	<u>\$ 43,786,078</u>

Leon County, Florida

Combining Schedule of Revenues, Expenditures, and Changes in Fund Balances
General Fund

Year Ended September 30, 2016

	<u>Board of County Commissioners</u>	<u>Clerk of Circuit Court</u>	<u>Property Appraiser</u>
Revenues			
Taxes	\$ 48,285,480	\$ 0	\$ 0
Licenses and permits	9,940	0	0
Intergovernmental	20,948,198	4,788	0
Charges for services	1,768,091	1,204,086	9,623
Interest	447,220	0	498
Net increase (decrease) in fair value of investments	82,208	0	0
Miscellaneous	456,302	2,196	0
Total revenues	<u>71,997,439</u>	<u>1,211,070</u>	<u>10,121</u>
Expenditures			
Current:			
General government	13,829,011	2,571,673	4,593,807
Public safety	2,375,277	0	0
Physical environment	2,252,679	0	0
Economic environment	2,426,943	0	0
Human services	8,025,171	0	0
Culture and recreation	6,387,670	0	0
Judicial	6,909,859	469,336	0
Total expenditures	<u>42,206,610</u>	<u>3,041,009</u>	<u>4,593,807</u>
Excess (deficiency) of revenues over (under) expenditures	<u>29,790,829</u>	<u>(1,829,939)</u>	<u>(4,583,686)</u>
Other financing sources (uses)			
Transfers in	3,605,449	1,940,579	4,737,694
Transfers out	(44,971,029)	(110,640)	(154,008)
Total other financing sources (uses)	<u>(41,365,580)</u>	<u>1,829,939</u>	<u>4,583,686</u>
Net change in fund balances	(11,574,751)	0	0
Fund balances, October 1	<u>43,412,977</u>	<u>0</u>	<u>0</u>
Fund balances, September 30	<u>\$ 31,838,226</u>	<u>\$ 0</u>	<u>\$ 0</u>

<u>Sheriff</u>	<u>Supervisor of Elections</u>	<u>Tax Collector</u>	<u>Eliminations</u>	<u>Total</u>
\$ 0	\$ 0	\$ 0	\$ 0	\$ 48,285,480
0	0	0	0	9,940
0	54,707	0	0	21,007,693
1,709,007	35,886	2,672,920	0	7,399,613
0	0	1,675	0	449,393
0	0	0	0	82,208
51,552	0	0	0	510,050
<u>1,760,559</u>	<u>90,593</u>	<u>2,674,595</u>	<u>0</u>	<u>77,744,377</u>
0	4,206,398	7,151,721	0	32,352,610
65,889,495	0	0	0	68,264,772
0	0	0	0	2,252,679
0	0	0	0	2,426,943
0	0	0	0	8,025,171
0	0	0	0	6,387,670
3,844,055	0	0	0	11,223,250
<u>69,733,550</u>	<u>4,206,398</u>	<u>7,151,721</u>	<u>0</u>	<u>130,933,095</u>
<u>(67,972,991)</u>	<u>(4,115,805)</u>	<u>(4,477,126)</u>	<u>0</u>	<u>(53,188,718)</u>
68,436,968	5,008,722	4,815,034	(17,291,445)	71,253,001
<u>(463,977)</u>	<u>(892,917)</u>	<u>(337,908)</u>	<u>17,291,445</u>	<u>(29,639,034)</u>
<u>67,972,991</u>	<u>4,115,805</u>	<u>4,477,126</u>	<u>0</u>	<u>41,613,967</u>
0	0	0	0	(11,574,751)
0	0	0	0	43,412,977
<u>\$ 0</u>	<u>\$ 0</u>	<u>\$ 0</u>	<u>\$ 0</u>	<u>\$ 31,838,226</u>

Leon County, Florida
 Combining Balance Sheet
 Nonmajor Governmental Funds

September 30, 2016

	Special Revenue Funds	Debt Service Funds	Capital Project Funds	Total Nonmajor Governmental Funds
Assets				
Cash	\$ 6,882,978	\$ 103,135	\$ 437,631	\$ 7,423,744
Investments	22,439,619	0	20,020,870	42,460,489
Receivables:				
Accounts	5,044,158	0	42,895	5,087,053
Intergovernmental	1,418,785	0	430,951	1,849,736
Special assessments	(2,058)	0	0	(2,058)
Due from other funds	291,453	0	0	291,453
Inventory	2,211	0	0	2,211
Other assets	15,030	0	0	15,030
Total assets	\$ 36,092,176	\$ 103,135	\$ 20,932,347	\$ 57,127,658
Liabilities and fund balances				
Liabilities:				
Accounts payable	\$ 1,770,565	\$ 0	\$ 605,176	\$ 2,375,741
Accrued liabilities	475,909	0	0	475,909
Intergovernmental payables	547,421	0	0	547,421
Due to other funds	382,174	0	0	382,174
Deposits	124,203	0	0	124,203
Unearned revenues	917,081	0	0	917,081
Total liabilities	4,217,353	0	605,176	4,822,529
Fund balances:				
Nonspendable	17,241	0	0	17,241
Restricted	16,319,315	103,135	20,327,171	36,749,621
Committed	14,079,285	0	0	14,079,285
Assigned	1,459,012	0	0	1,459,012
Unassigned	(30)	0	0	(30)
Total fund balances	31,874,823	103,135	20,327,171	52,305,129
Total liabilities and fund balances	\$ 36,092,176	\$ 103,135	\$ 20,932,347	\$ 57,127,658

See Independent Auditors' Report

Leon County, Florida

Combining Statement of Revenues, Expenditures, and Changes in Fund Balances
Nonmajor Governmental Funds

Year Ended September 30, 2016

	<u>Special Revenue Funds</u>	<u>Debt Service Funds</u>	<u>Capital Project Funds</u>	<u>Total Nonmajor Governmental Funds</u>
Revenues				
Taxes	\$ 30,553,434	\$ 0	\$ 4,184,349	\$ 34,737,783
Licenses and permits	3,037,530	0	0	3,037,530
Intergovernmental	6,800,503	0	0	6,800,503
Charges for services	20,118,387	0	328,848	20,447,235
Fines and forfeitures	357,820	0	0	357,820
Interest	484,437	0	293,770	778,207
Net increase (decrease) in fair value of investments	52,533	0	55,103	107,636
Miscellaneous	2,536,163	0	0	2,536,163
Total revenues	<u>63,940,807</u>	<u>0</u>	<u>4,862,070</u>	<u>68,802,877</u>
Expenditures				
Current:				
General government	3,566,763	0	0	3,566,763
Public safety	26,217,753	0	393,241	26,610,994
Physical environment	6,716,012	0	3,263,534	9,979,546
Transportation	11,228,369	0	9,277,225	20,505,594
Economic environment	3,466,144	0	0	3,466,144
Human services	1,647,831	0	0	1,647,831
Culture and recreation	6,013,811	0	815,377	6,829,188
Judicial	6,907,404	0	0	6,907,404
Debt service:				
Principal retirement	0	7,535,538	0	7,535,538
Interest and fiscal charges	0	1,028,176	0	1,028,176
Other debt service costs	0	1,272	0	1,272
Total expenditures	<u>65,764,087</u>	<u>8,564,986</u>	<u>13,749,377</u>	<u>88,078,450</u>
Excess (deficiency) of revenues over (under) expenditures	<u>(1,823,280)</u>	<u>(8,564,986)</u>	<u>(8,887,307)</u>	<u>(19,275,573)</u>
Other financing sources (uses)				
Transfers in	11,209,258	8,442,121	6,095,650	25,747,029
Transfers out	<u>(16,015,090)</u>	<u>0</u>	<u>0</u>	<u>(16,015,090)</u>
Total other financing sources (uses)	<u>(4,805,832)</u>	<u>8,442,121</u>	<u>6,095,650</u>	<u>9,731,939</u>
Net change in fund balances	(6,629,112)	(122,865)	(2,791,657)	(9,543,634)
Fund balances, October 1	<u>38,503,935</u>	<u>226,000</u>	<u>23,118,828</u>	<u>61,848,763</u>
Fund balances, September 30	<u>\$ 31,874,823</u>	<u>\$ 103,135</u>	<u>\$ 20,327,171</u>	<u>\$ 52,305,129</u>

See Independent Auditors' Report

Nonmajor Governmental Funds

Special Revenue Funds

Special revenue funds are used to account for and report the proceeds of specific revenue sources that are restricted or committed to expenditures for a specified purpose other than debt service or capital projects.

County Transportation Trust

This fund is used to account for and report the County's proceeds of local and state gas taxes. Expenditures are restricted to the maintenance of roads and bridges.

Probation

This fund is used to account for and report the revenues and expenditures of the alternative community service work program, the pre-trial release program, and other County probation programs and services. Revenue sources include fees related to pre-trial costs, other probation related services, and transfers from the General Fund.

Family Law Legal Services

This fund is used to account for and report the costs of services provided by Leon County Family Mediation Program, Teen Court, Family Visitation, and Family Law Assistance. This fund is supported by fees and charges imposed by Court Proceedings pursuant to Section 44.108, *Florida Statutes*.

Drug Abuse Trust

This fund is used to account for and report the court costs revenues from felony fines collected by the Clerk of Courts and the proceeds are used to support drug intervention programs.

Local Legal Programs

This fund is used to account for and report the proceeds of \$65.00 criminal violation fines pursuant to Section 939.185, *Florida Statutes*. The proceeds are used to supplement state funding for the implementation of a statewide court system, to fund legal aid programs, to fund law library costs, and to fund juvenile programs.

Building Inspection

This fund is used to account for and report the fees collected on building permits issued within the unincorporated area of Leon County. The fees are used to fund the operation of the Building Inspection Department.

Growth Management

This fund is used to account for and report the environmental permitting fees that are used to manage growth in accordance with the City of Tallahassee/Leon County Comprehensive Plan development regulations.

MSBU Stormwater Utility

This fund is used to account for and report the costs of stormwater control projects. Funding sources include budgeted transfers of general funds and transportation funds, along with a non-ad valorem assessment for stormwater utility collected by the Tax Collector and remitted to the Board of County Commissioners.

Nonmajor Governmental Funds

Special Revenue Funds

(continued)

SHIP Trust

The State Housing Initiatives Partnership (SHIP) Trust Fund is a special revenue fund established in accordance with Section 420.9075(5), *Florida Statutes* to account for and report the distribution of State funds to local housing programs.

911 Emergency Communications

This fund is used to account for and report the 911 fees imposed and collected from local telephone customers and wireless customers. Expenditures are restricted to the establishment and maintenance of 911 emergency services within Leon County.

Radio Communication Systems

This fund is used to account for and report the resources and expenditures associated with Leon County's participation in an intergovernmental radio communications program that have been previously approved by the State of Florida, Department of Management Services. This program for Leon County is the 800 MHZ radio system.

Emergency Medical Services

This fund is used to account for and report the costs of providing emergency medical and transport services. The major revenue sources are transport fees paid primarily by medical insurance and Medicare and the EMS Municipal Services Taxing Unit.

Municipal Service

This fund is used to account for and report the various municipal services provided to the unincorporated areas of Leon County. These services include parks, recreation, and animal control. The major revenue source for this fund is a transfer of non-restricted general funds and the public services tax.

Tourist Development Trust

This fund is used to account for and report a three-percent local option tourist development tax on transient lodging sales in Leon County. The Leon County Tourist Development Council administers the expenditures to promote a strong visitor industry in Leon County.

Special Assessment Sewer

This fund is used to account for and report the revenues and expenditures associated with the assessment levied on property owners in Killearn Lakes Unit I and II to pay for the costs of maintaining the new City of Tallahassee sewer service distribution system. The assessment is collected and remitted in accordance with an interlocal agreement with the City of Tallahassee.

Nonmajor Governmental Funds

Special Revenue Funds

(continued)

BOA Building Operating

This fund is used to account for and report the ongoing operations and maintenance of the Bank of America building. Revenues are generated by the leases associated with the current tenants of the building.

Huntington Oaks Plaza

This fund is used to account for and report the ongoing operations and maintenance of the Huntington Oaks Plaza. Revenues are generated by the remaining leases associated with the current tenants of the plaza.

Special Grants

This fund is used to account for and report the various law enforcement grants and the expenditures are limited to those allowable by the specific grant.

Emergency Management 911 Fees

This fund is used to account for and report operations related to the 911 fees imposed and collected from local telephone exchange customers. Expenditures are restricted to the establishment and maintenance of an emergency telephone number “911” system.

Emergency Management Grants

This fund is used to account for and report the grants received by the Leon County Sheriff’s Department used to support the County’s emergency management operations.

Inmate Welfare

This fund is used to account for and report the proceeds held by the Leon County Sheriff’s Department for prisoners, which are expended for their personal needs.

Article V Court Operating

This fund is used to account for and report the revenues generated for the courts. Proceeds are to be used exclusively for all court expenditures except those mentioned in Chapter 29, *Florida Statutes*.

Records Modernization

This fund is used to account for and report the revenues deposited into the Public Records Modernization Trust Fund. The revenues are generated from the ten percent of all court-related fines and the additional service charges paid to the Clerk of the Circuit Court for instruments recorded in the official records.

Leon County, Florida
 Combining Balance Sheet
 Nonmajor Special Revenue Funds

September 30, 2016

	<u>County Transportation Fund</u>	<u>Probation Fund</u>	<u>Family Law Legal Services Fund</u>	<u>Drug Abuse Trust Fund</u>	<u>Local Legal Programs</u>
Assets					
Cash	\$ 0	\$ 0	\$ 12,578	\$ 1,940	\$ 321,811
Investments	3,350,196	1,149,301	0	0	0
Receivables:					
Accounts	250,932	2,460	0	0	0
Intergovernmental	754,266	9,582	0	0	0
Special assessments	0	0	0	0	0
Due from other funds	0	0	0	0	0
Inventory	0	0	0	0	0
Other assets	0	0	0	0	0
Total assets	<u>\$ 4,355,394</u>	<u>\$ 1,161,343</u>	<u>\$ 12,578</u>	<u>\$ 1,940</u>	<u>\$ 321,811</u>
Liabilities and fund balances					
Liabilities:					
Accounts payable	\$ 150,200	\$ 45,461	\$ 0	\$ 0	\$ 0
Accrued liabilities	164,204	36,854	2,011	0	2,590
Intergovernmental payables	0	464	0	0	0
Due to other funds	0	0	0	1,003	0
Deposits	10,000	2,164	0	0	0
Unearned revenues	0	7,021	0	0	0
Total liabilities	<u>324,404</u>	<u>91,964</u>	<u>2,011</u>	<u>1,003</u>	<u>2,590</u>
Fund balances:					
Nonspendable	0	0	0	0	0
Restricted	4,030,990	1,069,379	10,567	937	319,221
Committed	0	0	0	0	0
Assigned	0	0	0	0	0
Unassigned	0	0	0	0	0
Total fund balances	<u>4,030,990</u>	<u>1,069,379</u>	<u>10,567</u>	<u>937</u>	<u>319,221</u>
Total liabilities and fund balances	<u>\$ 4,355,394</u>	<u>\$ 1,161,343</u>	<u>\$ 12,578</u>	<u>\$ 1,940</u>	<u>\$ 321,811</u>

Building Inspection Fund	Growth Management Fund	MSBU Stormwater Utility Fund	SHIP Trust Fund	911 Emergency Communications Fund
\$ 200	\$ 581,291	\$ 689	\$ 832,720	\$ 217,341
2,327,210	0	1,146,319	0	0
4,980	0	2,453	0	0
0	0	0	0	102,667
0	0	0	0	0
0	0	0	0	235,469
0	0	0	0	0
0	0	0	0	0
<u>\$ 2,332,390</u>	<u>\$ 581,291</u>	<u>\$ 1,149,461</u>	<u>\$ 832,720</u>	<u>\$ 555,477</u>
\$ 436	\$ 791	\$ 2,735	\$ 19,509	\$ 0
24,699	54,993	40,892	0	0
61,607	0	0	0	0
0	0	0	0	0
0	0	0	0	0
0	0	0	813,030	0
<u>86,742</u>	<u>55,784</u>	<u>43,627</u>	<u>832,539</u>	<u>0</u>
0	0	0	0	0
0	0	0	181	555,477
2,245,648	525,507	1,105,834	0	0
0	0	0	0	0
0	0	0	0	0
<u>2,245,648</u>	<u>525,507</u>	<u>1,105,834</u>	<u>181</u>	<u>555,477</u>
<u>\$ 2,332,390</u>	<u>\$ 581,291</u>	<u>\$ 1,149,461</u>	<u>\$ 832,720</u>	<u>\$ 555,477</u>

Leon County, Florida
 Combining Balance Sheet
 Nonmajor Special Revenue Funds

September 30, 2016

	Radio Communications Systems Fund	Emergency Medical Services Fund	Municipal Service Fund	Tourist Development Trust Fund
Assets				
Cash	\$ 20,528	\$ 714	\$ 35	\$ 457,585
Investments	0	4,557,858	1,230,763	7,557,552
Receivables:				
Accounts	0	4,714,850	3,276	16,174
Intergovernmental	0	0	317,080	0
Special assessments	0	0	0	10
Due from other funds	0	0	0	0
Inventory	0	0	0	0
Other assets	0	0	0	10,200
Total assets	\$ 20,528	\$ 9,273,422	\$ 1,551,154	\$ 8,041,521
Liabilities and fund balances				
Liabilities:				
Accounts payable	\$ 0	\$ 162,292	\$ 333,521	\$ 592,672
Accrued liabilities	0	90,449	40,712	17,406
Intergovernmental payables	0	0	637	0
Due to other funds	5,950	0	0	0
Deposits	0	0	0	0
Unearned revenues	0	0	0	20,260
Total liabilities	5,950	252,741	374,870	630,338
Fund balances:				
Nonspendable	0	0	0	10,200
Restricted	14,578	0	0	7,400,983
Committed	0	9,020,681	1,176,284	0
Assigned	0	0	0	0
Unassigned	0	0	0	0
Total fund balances	14,578	9,020,681	1,176,284	7,411,183
Total liabilities and fund balances	\$ 20,528	\$ 9,273,422	\$ 1,551,154	\$ 8,041,521

See Independent Auditors' Report

<u>Special Assessment Sewer Fund</u>	<u>BOA Building Operating Fund</u>	<u>Huntington Oaks Plaza Fund</u>	<u>Special Grants Fund</u>	<u>Emergency Management 911 Fees Fund</u>	<u>Emergency Management Grants Fund</u>	<u>Inmate Welfare Fund</u>
\$ 229,483	\$ 0	\$ 299,218	\$ 679,502	\$ 318,330	\$ 92,222	\$ 864,956
0	1,047,794	0	0	0	0	0
0	2,683	0	0	0	0	46,252
0	14,375	0	96,686	0	42,163	0
(2,068)	0	0	0	0	0	0
0	0	0	55,668	0	0	316
0	0	0	1,914	0	0	297
0	0	0	0	30	0	0
<u>\$ 227,415</u>	<u>\$ 1,064,852</u>	<u>\$ 299,218</u>	<u>\$ 833,770</u>	<u>\$ 318,360</u>	<u>\$ 134,385</u>	<u>\$ 911,821</u>
\$ 222,084	\$ 41,375	\$ 9,750	\$ 125,272	\$ 52,688	\$ 1,383	\$ 8,161
0	1,091	0	8	0	0	0
0	8,775	908	0	0	0	0
0	0	0	46,392	265,672	26,005	37,152
0	98,005	14,034	0	0	0	0
0	0	0	76,770	0	0	0
<u>222,084</u>	<u>149,246</u>	<u>24,692</u>	<u>248,442</u>	<u>318,360</u>	<u>27,388</u>	<u>45,313</u>
0	0	0	1,914	30	0	297
0	915,606	0	265,139	0	106,997	0
5,331	0	0	0	0	0	0
0	0	274,526	318,275	0	0	866,211
0	0	0	0	(30)	0	0
<u>5,331</u>	<u>915,606</u>	<u>274,526</u>	<u>585,328</u>	<u>0</u>	<u>106,997</u>	<u>866,508</u>
<u>\$ 227,415</u>	<u>\$ 1,064,852</u>	<u>\$ 299,218</u>	<u>\$ 833,770</u>	<u>\$ 318,360</u>	<u>\$ 134,385</u>	<u>\$ 911,821</u>

Leon County, Florida
Combining Balance Sheet
Nonmajor Special Revenue Funds

September 30, 2016

	Article V Court Operating Fund	Records Modernization Fund	Total Nonmajor Special Revenue Funds
Assets			
Cash	\$ 395,294	\$ 1,556,541	\$ 6,882,978
Investments	0	72,626	22,439,619
Receivables:			
Accounts	5	93	5,044,158
Intergovernmental	81,966	0	1,418,785
Special assessments	0	0	(2,058)
Due from other funds	0	0	291,453
Inventory	0	0	2,211
Other assets	0	4,800	15,030
Total assets	\$ 477,265	\$ 1,634,060	\$ 36,092,176
Liabilities and fund balances			
Liabilities:			
Accounts payable	\$ 2,235	\$ 0	\$ 1,770,565
Accrued liabilities	0	0	475,909
Intergovernmental payables	475,030	0	547,421
Due to other funds	0	0	382,174
Deposits	0	0	124,203
Unearned revenues	0	0	917,081
Total liabilities	477,265	0	4,217,353
Fund balances:			
Nonspendable	0	4,800	17,241
Restricted	0	1,629,260	16,319,315
Committed	0	0	14,079,285
Assigned	0	0	1,459,012
Unassigned	0	0	(30)
Total fund balances	0	1,634,060	31,874,823
Total liabilities and fund balances	\$ 477,265	\$ 1,634,060	\$ 36,092,176

Leon County, Florida

Combining Statement of Revenues, Expenditures, and Changes in Fund Balances
Nonmajor Special Revenue Funds

Year Ended September 30, 2016

	<u>County Transportation Fund</u>	<u>Probation Fund</u>	<u>Family Law Legal Services Fund</u>	<u>Drug Abuse Trust Fund</u>	<u>Local Legal Programs</u>
Revenues					
Taxes	\$ 8,108,909	\$ 0	\$ 0	\$ 0	\$ 0
Licenses and permits	0	0	0	0	0
Intergovernmental	4,259,697	9,581	0	0	0
Charges for services	245,234	821,609	129	0	232,207
Fines and forfeitures	0	0	0	0	0
Interest	74,036	14,602	166	0	3,958
Net increase (decrease) in fair value of investments	6,206	3,616	0	0	0
Miscellaneous	22,876	55	88,795	43,784	0
Total revenues	<u>12,716,958</u>	<u>849,463</u>	<u>89,090</u>	<u>43,784</u>	<u>236,165</u>
Expenditures					
Current:					
General government	0	0	0	0	0
Public safety	0	2,909,332	0	0	0
Physical environment	0	0	0	0	0
Transportation	11,228,369	0	0	0	0
Economic environment	0	0	0	0	0
Human services	0	0	0	43,782	51,581
Culture and recreation	0	0	0	0	0
Judicial	0	0	115,543	0	97,939
Total expenditures	<u>11,228,369</u>	<u>2,909,332</u>	<u>115,543</u>	<u>43,782</u>	<u>149,520</u>
Excess (deficiency) of revenues over (under) expenditures	<u>1,488,589</u>	<u>(2,059,869)</u>	<u>(26,453)</u>	<u>2</u>	<u>86,645</u>
Other financing sources (uses)					
Transfers in	2,243,793	2,111,781	0	0	0
Transfers out	(5,695,650)	0	0	0	0
Total other financing sources (uses)	<u>(3,451,857)</u>	<u>2,111,781</u>	<u>0</u>	<u>0</u>	<u>0</u>
Net change in fund balances	(1,963,268)	51,912	(26,453)	2	86,645
Fund balances, October 1	5,994,258	1,017,467	37,020	935	232,576
Fund balances, September 30	<u>\$ 4,030,990</u>	<u>\$ 1,069,379</u>	<u>\$ 10,567</u>	<u>\$ 937</u>	<u>\$ 319,221</u>

See Independent Auditors' Report

Building Inspection Fund	Growth Management Fund	MSBU Stormwater Utility Fund	SHIP Trust Fund	911 Emergency Communications Fund
\$ 0	\$ 0	\$ 3,371,576	\$ 0	\$ 0
1,945,756	1,091,613	0	0	0
0	0	20,000	0	1,235,908
135,301	105,137	0	151,179	0
298	24,121	0	0	0
33,910	7,352	39,315	10,549	13,831
8,160	(2,037)	1,538	0	(2,382)
0	52,059	0	0	0
<u>2,123,425</u>	<u>1,278,245</u>	<u>3,432,429</u>	<u>161,728</u>	<u>1,247,357</u>
0	0	0	0	0
1,510,661	0	0	0	6,000
0	3,637,863	2,856,064	0	0
0	0	0	0	0
0	0	0	161,727	0
0	0	0	0	0
0	0	0	0	0
0	0	0	0	0
<u>1,510,661</u>	<u>3,637,863</u>	<u>2,856,064</u>	<u>161,727</u>	<u>6,000</u>
<u>612,764</u>	<u>(2,359,618)</u>	<u>576,365</u>	<u>1</u>	<u>1,241,357</u>
0	2,000,000	1,048,577	0	235,469
<u>(91,000)</u>	<u>0</u>	<u>(2,510,883)</u>	<u>0</u>	<u>(2,476,500)</u>
<u>(91,000)</u>	<u>2,000,000</u>	<u>(1,462,306)</u>	<u>0</u>	<u>(2,241,031)</u>
521,764	(359,618)	(885,941)	1	(999,674)
<u>1,723,884</u>	<u>885,125</u>	<u>1,991,775</u>	<u>180</u>	<u>1,555,151</u>
<u>\$ 2,245,648</u>	<u>\$ 525,507</u>	<u>\$ 1,105,834</u>	<u>\$ 181</u>	<u>\$ 555,477</u>

Leon County, Florida

Combining Statement of Revenues, Expenditures, and Changes in Fund Balances
Nonmajor Special Revenue Funds

Year Ended September 30, 2016

	Radio Communications Systems Fund	Emergency Medical Services Fund	Municipal Service Fund	Tourist Development Trust Fund
Revenues				
Taxes	\$ 0	\$ 6,946,138	\$ 7,053,470	\$ 5,073,341
Licenses and permits	0	0	161	0
Intergovernmental	0	0	0	0
Charges for services	0	10,879,515	62,482	0
Fines and forfeitures	260,932	0	321	0
Interest	188	102,885	39,086	117,129
Net increase (decrease) in fair value of investments	0	10,899	(74)	23,312
Miscellaneous	0	31,805	3,250	20,063
Total revenues	261,120	17,971,242	7,158,696	5,233,845
Expenditures				
Current:				
General government	1,270,889	0	0	0
Public safety	0	18,203,812	0	0
Physical environment	0	0	0	0
Transportation	0	0	0	0
Economic environment	0	0	0	3,304,417
Human services	0	0	1,552,468	0
Culture and recreation	0	0	4,565,564	1,448,247
Judicial	0	0	0	0
Total expenditures	1,270,889	18,203,812	6,118,032	4,752,664
Excess (deficiency) of revenues over (under) expenditures	(1,009,769)	(232,570)	1,040,664	481,181
Other financing sources (uses)				
Transfers in	1,024,347	0	908,760	0
Transfers out	0	(167,335)	(3,902,115)	(156,576)
Total other financing sources (uses)	1,024,347	(167,335)	(2,993,355)	(156,576)
Net change in fund balances	14,578	(399,905)	(1,952,691)	324,605
Fund balances, October 1	0	9,420,586	3,128,975	7,086,578
Fund balances, September 30	\$ 14,578	\$ 9,020,681	\$ 1,176,284	\$ 7,411,183

See Independent Auditors' Report

<u>Special Assessment Sewer Fund</u>	<u>BOA Building Operating Fund</u>	<u>Huntington Oaks Plaza Fund</u>	<u>Special Grants Fund</u>	<u>Emergency Management 911 Fees Fund</u>	<u>Emergency Management Grants Fund</u>	<u>Inmate Welfare Fund</u>
\$ 0	\$ 0	\$ 0	\$ 0	\$ 0	\$ 0	\$ 0
0	0	0	0	0	0	0
0	0	0	399,624	0	189,034	0
0	100,119	0	207,402	0	0	1,347,514
0	0	0	72,148	0	0	0
2,896	19,716	3,709	0	0	0	0
0	2,660	0	0	0	0	0
226,617	1,620,524	181,890	209,768	0	0	7,177
<u>229,513</u>	<u>1,743,019</u>	<u>185,599</u>	<u>888,942</u>	<u>0</u>	<u>189,034</u>	<u>1,354,691</u>
0	1,937,573	99,118	0	0	0	0
0	0	0	1,011,235	1,041,031	384,302	1,151,380
222,085	0	0	0	0	0	0
0	0	0	0	0	0	0
0	0	0	0	0	0	0
0	0	0	0	0	0	0
0	0	0	0	0	0	0
0	152,245	0	0	0	0	0
<u>222,085</u>	<u>2,089,818</u>	<u>99,118</u>	<u>1,011,235</u>	<u>1,041,031</u>	<u>384,302</u>	<u>1,151,380</u>
<u>7,428</u>	<u>(346,799)</u>	<u>86,481</u>	<u>(122,293)</u>	<u>(1,041,031)</u>	<u>(195,268)</u>	<u>203,311</u>
0	0	0	0	1,276,500	121,155	0
(4,574)	(436,112)	0	0	(235,469)	0	(100,000)
<u>(4,574)</u>	<u>(436,112)</u>	<u>0</u>	<u>0</u>	<u>1,041,031</u>	<u>121,155</u>	<u>(100,000)</u>
2,854	(782,911)	86,481	(122,293)	0	(74,113)	103,311
2,477	1,698,517	188,045	707,621	0	181,110	763,197
<u>\$ 5,331</u>	<u>\$ 915,606</u>	<u>\$ 274,526</u>	<u>\$ 585,328</u>	<u>\$ 0</u>	<u>\$ 106,997</u>	<u>\$ 866,508</u>

Leon County, Florida

Combining Statement of Revenues, Expenditures, and Changes in Fund Balances
Nonmajor Special Revenue Funds

Year Ended September 30, 2016

	Article V Court Operating Fund	Records Modernization Fund	Total Nonmajor Special Revenue Funds
Revenues			
Taxes	\$ 0	\$ 0	\$ 30,553,434
Licenses and permits	0	0	3,037,530
Intergovernmental	686,659	0	6,800,503
Charges for services	5,120,575	709,984	20,118,387
Fines and forfeitures	0	0	357,820
Interest	0	1,109	484,437
Net increase (decrease) in fair value of investments	0	635	52,533
Miscellaneous	27,500	0	2,536,163
Total revenues	<u>5,834,734</u>	<u>711,728</u>	<u>63,940,807</u>
Expenditures			
Current:			
General government	0	259,183	3,566,763
Public safety	0	0	26,217,753
Physical environment	0	0	6,716,012
Transportation	0	0	11,228,369
Economic environment	0	0	3,466,144
Human services	0	0	1,647,831
Culture and recreation	0	0	6,013,811
Judicial	6,073,610	468,067	6,907,404
Total expenditures	<u>6,073,610</u>	<u>727,250</u>	<u>65,764,087</u>
Excess (deficiency) of revenues over (under) expenditures	<u>(238,876)</u>	<u>(15,522)</u>	<u>(1,823,280)</u>
Other financing sources (uses)			
Transfers in	238,876	0	11,209,258
Transfers out	0	(238,876)	(16,015,090)
Total other financing sources (uses)	<u>238,876</u>	<u>(238,876)</u>	<u>(4,805,832)</u>
Net change in fund balances	0	(254,398)	(6,629,112)
Fund balances, October 1	0	1,888,458	38,503,935
Fund balances, September 30	<u>\$ 0</u>	<u>\$ 1,634,060</u>	<u>\$ 31,874,823</u>

Leon County, Florida

Schedule of Revenues, Expenditures, and Changes in Fund Balance - Budget and Actual
County Transportation Fund

Year Ended September 30, 2016

	<u>Budgeted Amounts</u>		<u>Actual Amounts</u>	Variance with Final Budget Positive (Negative)
	<u>Original</u>	<u>Final</u>		
Revenues				
Taxes	\$ 7,739,650	\$ 7,739,650	\$ 8,108,909	\$ 369,259
Intergovernmental	3,994,750	3,994,750	4,259,697	264,947
Charges for services	228,745	277,622	245,234	(32,388)
Interest	53,580	53,580	74,036	20,456
Net increase (decrease) in fair value of investments	0	0	6,206	6,206
Miscellaneous	4,750	4,750	22,876	18,126
Total revenues	<u>12,021,475</u>	<u>12,070,352</u>	<u>12,716,958</u>	<u>646,606</u>
Expenditures				
Transportation	<u>11,820,548</u>	<u>11,876,025</u>	<u>11,228,369</u>	<u>647,656</u>
Total expenditures	<u>11,820,548</u>	<u>11,876,025</u>	<u>11,228,369</u>	<u>647,656</u>
Excess (deficiency) of revenues over (under) expenditures	<u>200,927</u>	<u>194,327</u>	<u>1,488,589</u>	<u>1,294,262</u>
Other financing sources (uses)				
Transfers in	3,344,723	3,344,723	2,243,793	(1,100,930)
Transfers out	<u>(3,545,650)</u>	<u>(5,745,650)</u>	<u>(5,695,650)</u>	<u>50,000</u>
Total other financing sources (uses)	<u>(200,927)</u>	<u>(2,400,927)</u>	<u>(3,451,857)</u>	<u>(1,050,930)</u>
Net change in fund balances	0	(2,206,600)	(1,963,268)	243,332
Fund balances, October 1	<u>5,994,258</u>	<u>5,994,258</u>	<u>5,994,258</u>	<u>0</u>
Fund balances, September 30	<u>\$ 5,994,258</u>	<u>\$ 3,787,658</u>	<u>\$ 4,030,990</u>	<u>\$ 243,332</u>

Leon County, Florida

Schedule of Revenues, Expenditures, and Changes in Fund Balance - Budget and Actual
Probation Fund

Year Ended September 30, 2016

	<u>Budgeted Amounts</u>		<u>Actual Amounts</u>	Variance with Final Budget Positive (Negative)
	<u>Original</u>	<u>Final</u>		
Revenues				
Intergovernmental	\$ 100,000	\$ 100,000	\$ 9,581	\$ (90,419)
Charges for services	891,955	891,955	821,609	(70,346)
Interest	9,880	9,880	14,602	4,722
Net increase (decrease) in fair value of investments	0	0	3,616	3,616
Miscellaneous	0	0	55	55
Total revenues	<u>1,001,835</u>	<u>1,001,835</u>	<u>849,463</u>	<u>(152,372)</u>
Expenditures				
Public safety	<u>3,013,616</u>	<u>3,013,616</u>	<u>2,909,332</u>	<u>104,284</u>
Total expenditures	<u>3,013,616</u>	<u>3,013,616</u>	<u>2,909,332</u>	<u>104,284</u>
Excess (deficiency) of revenues over (under) expenditures	<u>(2,011,781)</u>	<u>(2,011,781)</u>	<u>(2,059,869)</u>	<u>(48,088)</u>
Other financing sources (uses):				
Transfers in	<u>2,011,781</u>	<u>2,011,781</u>	<u>2,111,781</u>	<u>100,000</u>
Total other financing sources (uses)	<u>2,011,781</u>	<u>2,011,781</u>	<u>2,111,781</u>	<u>100,000</u>
Net change in fund balances	0	0	51,912	51,912
Fund balances, October 1	<u>1,017,467</u>	<u>1,017,467</u>	<u>1,017,467</u>	<u>0</u>
Fund balances, September 30	<u>\$ 1,017,467</u>	<u>\$ 1,017,467</u>	<u>\$ 1,069,379</u>	<u>\$ 51,912</u>

Leon County, Florida

Schedule of Revenues, Expenditures, and Changes in Fund Balance - Budget and Actual
Family Law Legal Services Fund

Year Ended September 30, 2016

	<u>Budgeted Amounts</u>		<u>Actual Amounts</u>	<u>Variance with Final Budget Positive (Negative)</u>
	<u>Original</u>	<u>Final</u>		
Revenues				
Charges for services	\$ 0	\$ 0	\$ 129	\$ 129
Fines and forfeitures	104,785	104,785	0	(104,785)
Interest	475	475	166	(309)
Miscellaneous	0	0	88,795	88,795
Total revenues	<u>105,260</u>	<u>105,260</u>	<u>89,090</u>	<u>(16,170)</u>
Expenditures				
Judicial	<u>131,542</u>	<u>131,542</u>	<u>115,543</u>	<u>15,999</u>
Total expenditures	<u>131,542</u>	<u>131,542</u>	<u>115,543</u>	<u>15,999</u>
Excess (deficiency) of revenues over (under) expenditures	<u>(26,282)</u>	<u>(26,282)</u>	<u>(26,453)</u>	<u>(171)</u>
Other financing sources (uses)				
Transfers in	<u>28,238</u>	<u>28,238</u>	<u>0</u>	<u>(28,238)</u>
Total other financing sources	<u>28,238</u>	<u>28,238</u>	<u>0</u>	<u>(28,238)</u>
Net change in fund balances	1,956	1,956	(26,453)	(28,409)
Fund balances, October 1	<u>37,020</u>	<u>37,020</u>	<u>37,020</u>	<u>0</u>
Fund balances, September 30	<u>\$ 38,976</u>	<u>\$ 38,976</u>	<u>\$ 10,567</u>	<u>\$ (28,409)</u>

Leon County, Florida

Schedule of Revenues, Expenditures, and Changes in Fund Balance - Budget and Actual
Drug Abuse Trust Fund

Year Ended September 30, 2016

	<u>Budgeted Amounts</u>		<u>Actual Amounts</u>	<u>Variance with Final Budget Positive (Negative)</u>
	<u>Original</u>	<u>Final</u>		
Revenues				
Charges for services	\$ 62,510	\$ 62,510	\$ 0	\$ (62,510)
Miscellaneous	0	0	43,784	43,784
Total revenues	<u>62,510</u>	<u>62,510</u>	<u>43,784</u>	<u>(18,726)</u>
Expenditures				
Human services	52,920	52,920	43,782	9,138
Total expenditures	<u>52,920</u>	<u>52,920</u>	<u>43,782</u>	<u>9,138</u>
Excess (deficiency) of revenues over (under) expenditures	<u>9,590</u>	<u>9,590</u>	<u>2</u>	<u>(9,588)</u>
Net change in fund balances	9,590	9,590	2	(9,588)
Fund balances, October 1	935	935	935	0
Fund balances, September 30	<u>\$ 10,525</u>	<u>\$ 10,525</u>	<u>\$ 937</u>	<u>\$ (9,588)</u>

Leon County, Florida

Schedule of Revenues, Expenditures, and Changes in Fund Balance - Budget and Actual
Local Legal Programs

Year Ended September 30, 2016

	<u>Budgeted Amounts</u>		<u>Actual Amounts</u>	<u>Variance with Final Budget Positive (Negative)</u>
	<u>Original</u>	<u>Final</u>		
Revenues				
Charges for services	\$ 214,320	\$ 214,320	\$ 232,207	\$ 17,887
Interest	0	0	3,958	3,958
Total revenues	<u>214,320</u>	<u>214,320</u>	<u>236,165</u>	<u>21,845</u>
Expenditures				
Human services	56,011	56,011	51,581	4,430
Judicial	162,840	162,840	97,939	64,901
Total expenditures	<u>218,851</u>	<u>218,851</u>	<u>149,520</u>	<u>69,331</u>
Excess (deficiency) of revenues over (under) expenditures	(4,531)	(4,531)	86,645	91,176
Fund balances, October 1	232,576	232,576	232,576	0
Fund balances, September 30	<u>\$ 228,045</u>	<u>\$ 228,045</u>	<u>\$ 319,221</u>	<u>\$ 91,176</u>

Leon County, Florida

Schedule of Revenues, Expenditures, and Changes in Fund Balance - Budget and Actual
Building Inspection Fund

Year Ended September 30, 2016

	<u>Budgeted Amounts</u>		<u>Actual Amounts</u>	Variance with Final Budget Positive (Negative)
	<u>Original</u>	<u>Final</u>		
Revenues				
Licenses and permits	\$ 1,504,325	\$ 1,554,803	\$ 1,945,756	\$ 390,953
Charges for services	74,765	74,765	135,301	60,536
Fines and forfeitures	0	0	298	298
Interest	15,960	15,960	33,910	17,950
Net increase (decrease) in fair value of investments	0	0	8,160	8,160
Total revenues	<u>1,595,050</u>	<u>1,645,528</u>	<u>2,123,425</u>	<u>477,897</u>
Expenditures				
Public safety	<u>1,727,656</u>	<u>1,790,342</u>	<u>1,510,661</u>	<u>279,681</u>
Total expenditures	<u>1,727,656</u>	<u>1,790,342</u>	<u>1,510,661</u>	<u>279,681</u>
Excess (deficiency) of revenues over (under) expenditures	(132,606)	(144,814)	612,764	757,578
Other financing sources (uses):				
Transfers out	<u>0</u>	<u>0</u>	<u>(91,000)</u>	<u>91,000</u>
Total other financing sources (uses)	<u>0</u>	<u>0</u>	<u>(91,000)</u>	<u>1,407,940</u>
Net change in fund balances	(132,606)	(144,814)	521,764	848,578
Fund balances, October 1	<u>1,723,884</u>	<u>1,723,884</u>	<u>1,723,884</u>	<u>0</u>
Fund balances, September 30	<u>\$ 1,591,278</u>	<u>\$ 1,579,070</u>	<u>\$ 2,245,648</u>	<u>\$ 848,578</u>

Leon County, Florida

Schedule of Revenues, Expenditures, and Changes in Fund Balance - Budget and Actual
Growth Management Fund

Year Ended September 30, 2016

	<u>Budgeted Amounts</u>		<u>Actual Amounts</u>	<u>Variance with Final Budget Positive (Negative)</u>
	<u>Original</u>	<u>Final</u>		
Revenues				
Licenses and permits	\$ 1,235,000	\$ 1,268,400	\$ 1,091,613	\$ (176,787)
Charges for services	61,750	61,750	105,137	43,387
Fines and forfeitures	10,450	10,450	24,121	13,671
Interest	11,115	11,115	7,352	(3,763)
Net increase (decrease) in fair value of investments	0	0	(2,037)	(2,037)
Miscellaneous	84,360	84,360	52,059	(32,301)
Total revenues	<u>1,402,675</u>	<u>1,436,075</u>	<u>1,278,245</u>	<u>(157,830)</u>
Expenditures				
Physical environment	<u>3,712,317</u>	<u>3,745,717</u>	<u>3,637,863</u>	<u>107,854</u>
Total expenditures	<u>3,712,317</u>	<u>3,745,717</u>	<u>3,637,863</u>	<u>107,854</u>
Excess (deficiency) of revenues over (under) expenditures	<u>(2,309,642)</u>	<u>(2,309,642)</u>	<u>(2,359,618)</u>	<u>(49,976)</u>
Other financing sources (uses)				
Transfers in	<u>2,000,000</u>	<u>2,000,000</u>	<u>2,000,000</u>	<u>0</u>
Total other financing sources (uses)	<u>2,000,000</u>	<u>2,000,000</u>	<u>2,000,000</u>	<u>0</u>
Net change in fund balances	(309,642)	(309,642)	(359,618)	(49,976)
Fund balances, October 1	<u>885,125</u>	<u>885,125</u>	<u>885,125</u>	<u>0</u>
Fund balances, September 30	<u>\$ 575,483</u>	<u>\$ 575,483</u>	<u>\$ 525,507</u>	<u>\$ (49,976)</u>

Leon County, Florida

Schedule of Revenues, Expenditures, and Changes in Fund Balance - Budget and Actual
MSBU Stormwater Utility Fund

Year Ended September 30, 2016

	<u>Budgeted Amounts</u>		<u>Actual Amounts</u>	<u>Variance with Final Budget Positive (Negative)</u>
	<u>Original</u>	<u>Final</u>		
Revenues				
Taxes	\$ 3,372,130	\$ 3,372,130	\$ 3,371,576	\$ (554)
Intergovernmental	0	0	20,000	20,000
Interest	18,715	18,715	39,315	20,600
Net increase (decrease) in fair value of investments	0	0	1,538	1,538
Total revenues	<u>3,390,845</u>	<u>3,390,845</u>	<u>3,432,429</u>	<u>41,584</u>
Expenditures				
Physical environment	<u>3,210,640</u>	<u>3,208,845</u>	<u>2,856,064</u>	<u>352,781</u>
Total expenditures	<u>3,210,640</u>	<u>3,208,845</u>	<u>2,856,064</u>	<u>352,781</u>
Excess (deficiency) of revenues over (under) expenditures	<u>180,205</u>	<u>182,000</u>	<u>576,365</u>	<u>394,365</u>
Other financing sources (uses)				
Transfers in	1,048,577	1,048,577	1,048,577	0
Transfers out	<u>(1,228,782)</u>	<u>(2,530,577)</u>	<u>(2,510,883)</u>	<u>19,694</u>
Total other financing sources (uses)	<u>(180,205)</u>	<u>(1,482,000)</u>	<u>(1,462,306)</u>	<u>19,694</u>
Net change in fund balances	0	(1,300,000)	(885,941)	414,059
Fund balances, October 1	<u>1,991,775</u>	<u>1,991,775</u>	<u>1,991,775</u>	<u>0</u>
Fund balances, September 30	<u>\$ 1,991,775</u>	<u>\$ 691,775</u>	<u>\$ 1,105,834</u>	<u>\$ 414,059</u>

Leon County, Florida

Schedule of Revenues, Expenditures, and Changes in Fund Balance - Budget and Actual
SHIP Trust Fund

Year Ended September 30, 2016

	<u>Budgeted Amounts</u>		<u>Actual Amounts</u>	<u>Variance with Final Budget Positive (Negative)</u>
	<u>Original</u>	<u>Final</u>		
Revenues				
Charges for services	\$ 879,466	\$ 1,303,621	\$ 151,179	\$ (1,152,442)
Interest	0	0	10,549	10,549
Total revenues	<u>879,466</u>	<u>1,303,621</u>	<u>161,728</u>	<u>(1,141,893)</u>
Expenditures				
Economic environment	879,466	1,303,621	161,727	1,141,894
Total expenditures	<u>879,466</u>	<u>1,303,621</u>	<u>161,727</u>	<u>1,141,894</u>
Excess (deficiency) of revenues over (under) expenditures	<u>0</u>	<u>0</u>	<u>1</u>	<u>1</u>
Net change in fund balances	0	0	1	1
Fund balances, October 1	180	180	180	0
Fund balances, September 30	<u>\$ 180</u>	<u>\$ 180</u>	<u>\$ 181</u>	<u>\$ 1</u>

Leon County, Florida

Schedule of Revenues, Expenditures, and Changes in Fund Balance - Budget and Actual
911 Emergency Communications Fund

Year Ended September 30, 2016

	<u>Budgeted Amounts</u>		<u>Actual Amounts</u>	<u>Variance with Final Budget Positive (Negative)</u>
	<u>Original</u>	<u>Final</u>		
Revenues				
Intergovernmental	\$ 1,282,500	\$ 1,282,500	\$ 1,235,908	\$ (46,592)
Interest	0	0	13,831	13,831
Net increase (decrease) in fair value of investments	0	0	(2,382)	(2,382)
Total revenues	<u>1,282,500</u>	<u>1,282,500</u>	<u>1,247,357</u>	<u>(35,143)</u>
Expenditures				
Public safety	6,000	6,000	6,000	0
Total expenditures	<u>6,000</u>	<u>6,000</u>	<u>6,000</u>	<u>0</u>
Excess (deficiency) of revenues over (under) expenditures	<u>1,276,500</u>	<u>1,276,500</u>	<u>1,241,357</u>	<u>(35,143)</u>
Other financing sources (uses)				
Transfers in	0	0	235,469	235,469
Transfers out	(1,276,500)	(2,476,500)	(2,476,500)	0
Total other financing sources (uses)	<u>(1,276,500)</u>	<u>(2,476,500)</u>	<u>(2,241,031)</u>	<u>235,469</u>
Net change in fund balances	0	(1,200,000)	(999,674)	200,326
Fund balances, October 1	<u>1,555,151</u>	<u>1,555,151</u>	<u>1,555,151</u>	<u>0</u>
Fund balances, September 30	<u>\$ 1,555,151</u>	<u>\$ 355,151</u>	<u>\$ 555,477</u>	<u>\$ 200,326</u>

Leon County, Florida

Schedule of Revenues, Expenditures, and Changes in Fund Balance - Budget and Actual
Radio Communications Systems Fund

Year Ended September 30, 2016

	<u>Budgeted Amounts</u>		<u>Actual Amounts</u>	Variance with Final Budget Positive (Negative)
	<u>Original</u>	<u>Final</u>		
Revenues				
Fines and forfeitures	\$ 309,985	\$ 309,985	\$ 260,932	\$ (49,053)
Interest	0	0	188	188
Total revenues	<u>309,985</u>	<u>309,985</u>	<u>261,120</u>	<u>(48,865)</u>
Expenditures				
General government	1,214,332	1,334,332	1,270,889	63,443
Total expenditures	<u>1,214,332</u>	<u>1,334,332</u>	<u>1,270,889</u>	<u>63,443</u>
Excess (deficiency) of revenues over (under) expenditures	<u>(904,347)</u>	<u>(1,024,347)</u>	<u>(1,009,769)</u>	<u>14,578</u>
Other financing sources (uses)				
Transfers in	904,347	1,024,347	1,024,347	0
Total other financing sources (uses)	<u>904,347</u>	<u>1,024,347</u>	<u>1,024,347</u>	<u>0</u>
Net change in fund balances	0	0	14,578	14,578
Fund balances, October 1	0	0	0	0
Fund balances, September 30	<u>\$ 0</u>	<u>\$ 0</u>	<u>\$ 14,578</u>	<u>\$ 14,578</u>

Leon County, Florida

Schedule of Revenues, Expenditures, and Changes in Fund Balance - Budget and Actual
Emergency Medical Services Fund

Year Ended September 30, 2016

	<u>Budgeted Amounts</u>		<u>Actual Amounts</u>	Variance with Final Budget Positive (Negative)
	<u>Original</u>	<u>Final</u>		
Revenues				
Taxes	\$ 6,848,625	\$ 6,848,625	\$ 6,946,138	\$ 97,513
Charges for services	9,709,190	9,709,190	10,879,515	1,170,325
Interest	103,835	103,835	102,885	(950)
Net increase (decrease) in fair value of investments	0	0	10,899	10,899
Miscellaneous	0	0	31,805	31,805
Total revenues	<u>16,661,650</u>	<u>16,661,650</u>	<u>17,971,242</u>	<u>1,309,592</u>
Expenditures				
Public safety	<u>18,444,732</u>	<u>18,492,696</u>	<u>18,203,812</u>	<u>288,884</u>
Total expenditures	<u>18,444,732</u>	<u>18,492,696</u>	<u>18,203,812</u>	<u>288,884</u>
Excess (deficiency) of revenues over (under) expenditures	<u>(1,783,082)</u>	<u>(1,831,046)</u>	<u>(232,570)</u>	<u>1,598,476</u>
Other financing sources (uses)				
Transfers out	<u>(138,816)</u>	<u>(167,335)</u>	<u>(167,335)</u>	<u>0</u>
Total other financing sources (uses)	<u>(138,816)</u>	<u>(167,335)</u>	<u>(167,335)</u>	<u>0</u>
Net change in fund balances	(1,921,898)	(1,998,381)	(399,905)	1,598,476
Fund balances, October 1	<u>9,420,586</u>	<u>9,420,586</u>	<u>9,420,586</u>	<u>0</u>
Fund balances, September 30	<u>\$ 7,498,688</u>	<u>\$ 7,422,205</u>	<u>\$ 9,020,681</u>	<u>\$ 1,598,476</u>

Leon County, Florida

Schedule of Revenues, Expenditures, and Changes in Fund Balance - Budget and Actual
Municipal Service Fund

Year Ended September 30, 2016

	<u>Budgeted Amounts</u>		<u>Actual Amounts</u>	Variance with Final Budget Positive (Negative)
	<u>Original</u>	<u>Final</u>		
Revenues				
Taxes	\$ 6,068,401	\$ 6,068,401	\$ 7,053,470	\$ 985,069
Licenses and permits	0	0	161	161
Charges for services	64,220	64,220	62,482	(1,738)
Fines and forfeitures	0	0	321	321
Interest	35,262	35,262	39,086	3,824
Net increase (decrease) in fair value of investments	0	0	(74)	(74)
Miscellaneous	3,800	3,800	3,250	(550)
Total revenues	<u>6,171,683</u>	<u>6,171,683</u>	<u>7,158,696</u>	<u>987,013</u>
Expenditures				
Public safety	0	51,661	0	51,661
Human services	1,663,621	1,760,393	1,552,468	207,925
Culture and recreation	4,599,166	4,615,231	4,565,564	49,667
Total expenditures	<u>6,262,787</u>	<u>6,427,285</u>	<u>6,118,032</u>	<u>309,253</u>
Excess (deficiency) of revenues over (under) expenditures	<u>(91,104)</u>	<u>(255,602)</u>	<u>1,040,664</u>	<u>1,296,266</u>
Other financing sources (uses)				
Transfers in	908,760	908,760	908,760	0
Transfers out	<u>(2,042,115)</u>	<u>(3,942,115)</u>	<u>(3,902,115)</u>	<u>40,000</u>
Total other financing sources (uses)	<u>(1,133,355)</u>	<u>(3,033,355)</u>	<u>(2,993,355)</u>	<u>40,000</u>
Net change in fund balances	(1,224,459)	(3,288,957)	(1,952,691)	1,336,266
Fund balances, October 1	<u>3,128,975</u>	<u>3,128,975</u>	<u>3,128,975</u>	<u>0</u>
Fund balances, September 30	<u>\$ 1,904,516</u>	<u>\$ (159,982)</u>	<u>\$ 1,176,284</u>	<u>\$ 1,336,266</u>

Leon County, Florida

Schedule of Revenues, Expenditures, and Changes in Fund Balance - Budget and Actual
Tourist Development Trust Fund

Year Ended September 30, 2016

	<u>Budgeted Amounts</u>		<u>Actual Amounts</u>	Variance with Final Budget Positive (Negative)
	<u>Original</u>	<u>Final</u>		
Revenues				
Taxes	\$ 4,607,500	\$ 4,607,500	\$ 5,073,341	\$ 465,841
Interest	56,715	56,715	117,129	60,414
Net increase (decrease) in fair value of investments	0	0	23,312	23,312
Miscellaneous	17,200	17,200	20,063	2,863
Total revenues	<u>4,681,415</u>	<u>4,681,415</u>	<u>5,233,845</u>	<u>552,430</u>
Expenditures				
Economic environment	3,500,779	9,006,801	3,304,417	5,702,384
Culture and recreation	1,151,875	1,241,875	1,448,247	(206,372)
Total expenditures	<u>4,652,654</u>	<u>10,248,676</u>	<u>4,752,664</u>	<u>5,496,012</u>
Excess (deficiency) of revenues over (under) expenditures	<u>28,761</u>	<u>(5,567,261)</u>	<u>481,181</u>	<u>6,048,442</u>
Other financing sources (uses)				
Transfers out	<u>(206,576)</u>	<u>(206,576)</u>	<u>(156,576)</u>	<u>50,000</u>
Total other financing sources (uses)	<u>(206,576)</u>	<u>(206,576)</u>	<u>(156,576)</u>	<u>50,000</u>
Net change in fund balances	(177,815)	(5,773,837)	324,605	6,098,442
Fund balances, October 1	<u>7,086,578</u>	<u>7,086,578</u>	<u>7,086,578</u>	<u>0</u>
Fund balances, September 30	<u>\$ 6,908,763</u>	<u>\$ 1,312,741</u>	<u>\$ 7,411,183</u>	<u>\$ 6,098,442</u>

Leon County, Florida

Schedule of Revenues, Expenditures, and Changes in Fund Balance - Budget and Actual
Special Assessment Sewer Fund

Year Ended September 30, 2016

	<u>Budgeted Amounts</u>		<u>Actual Amounts</u>	<u>Variance with Final Budget Positive (Negative)</u>
	<u>Original</u>	<u>Final</u>		
Revenues				
Interest	\$ 0	\$ 0	\$ 2,896	\$ 2,896
Miscellaneous	237,500	237,500	226,617	(10,883)
Total revenues	<u>237,500</u>	<u>237,500</u>	<u>229,513</u>	<u>(7,987)</u>
Expenditures				
Physical environment	232,500	232,500	222,085	10,415
Total expenditures	<u>232,500</u>	<u>232,500</u>	<u>222,085</u>	<u>10,415</u>
Excess (deficiency) of revenues over (under) expenditures	<u>5,000</u>	<u>5,000</u>	<u>7,428</u>	<u>2,428</u>
Other financing sources (uses)				
Transfers out	(5,000)	(5,000)	(4,574)	426
Total other financing sources (uses)	<u>(5,000)</u>	<u>(5,000)</u>	<u>(4,574)</u>	<u>426</u>
Net change in fund balances	0	0	2,854	2,854
Fund balances, October 1	2,477	2,477	2,477	0
Fund balances, September 30	<u>\$ 2,477</u>	<u>\$ 2,477</u>	<u>\$ 5,331</u>	<u>\$ 2,854</u>

Leon County, Florida

Schedule of Revenues, Expenditures, and Changes in Fund Balance - Budget and Actual
BOA Building Operating Fund

Year Ended September 30, 2016

	<u>Budgeted Amounts</u>		<u>Actual Amounts</u>	<u>Variance with Final Budget Positive (Negative)</u>
	<u>Original</u>	<u>Final</u>		
Revenues				
Charges for services	\$ 105,260	\$ 105,260	\$ 100,119	\$ (5,141)
Interest	11,590	11,590	19,716	8,126
Net increase (decrease) in fair value of investments	0	0	2,660	2,660
Miscellaneous	1,491,800	1,491,800	1,620,524	128,724
Total revenues	<u>1,608,650</u>	<u>1,608,650</u>	<u>1,743,019</u>	<u>134,369</u>
Expenditures				
General government	1,737,921	2,790,372	1,937,573	852,799
Judicial	0	0	152,245	(152,245)
Total expenditures	<u>1,737,921</u>	<u>2,790,372</u>	<u>2,089,818</u>	<u>700,554</u>
Excess (deficiency) of revenues over (under) expenditures	<u>(129,271)</u>	<u>(1,181,722)</u>	<u>(346,799)</u>	<u>834,923</u>
Other financing sources (uses)				
Transfers out	<u>(436,112)</u>	<u>(436,112)</u>	<u>(436,112)</u>	<u>0</u>
Total other financing sources (uses)	<u>(436,112)</u>	<u>(436,112)</u>	<u>(436,112)</u>	<u>0</u>
Net change in fund balance	(565,383)	(1,617,834)	(782,911)	834,923
Fund balances, October 1	1,698,517	1,698,517	1,698,517	0
Fund balances, September 30	<u>\$ 1,133,134</u>	<u>\$ 80,683</u>	<u>\$ 915,606</u>	<u>\$ 834,923</u>

Leon County, Florida

Schedule of Revenues, Expenditures, and Changes in Fund Balance - Budget and Actual
Huntington Oaks Plaza Fund

Year Ended September 30, 2016

	<u>Budgeted Amounts</u>		<u>Actual Amounts</u>	<u>Variance with Final Budget Positive (Negative)</u>
	<u>Original</u>	<u>Final</u>		
Revenues				
Interest	\$ 0	\$ 0	\$ 3,709	\$ 3,709
Miscellaneous	212,800	212,800	181,890	(30,910)
Total revenues	<u>212,800</u>	<u>212,800</u>	<u>185,599</u>	<u>(27,201)</u>
Expenditures				
General government	251,660	326,310	99,118	227,192
Total expenditures	<u>251,660</u>	<u>326,310</u>	<u>99,118</u>	<u>227,192</u>
Excess (deficiency) of revenues over (under) expenditures	<u>(38,860)</u>	<u>(113,510)</u>	<u>86,481</u>	<u>199,991</u>
Net change in fund balances	(38,860)	(113,510)	86,481	199,991
Fund balances, October 1	188,045	188,045	188,045	0
Fund balances, September 30	<u>\$ 149,185</u>	<u>\$ 74,535</u>	<u>\$ 274,526</u>	<u>\$ 199,991</u>

Leon County, Florida

Schedule of Revenues, Expenditures, and Changes in Fund Balance - Budget and Actual
Special Grants Fund

Year Ended September 30, 2016

	<u>Budgeted Amounts</u>		<u>Actual Amounts</u>	<u>Variance with Final Budget Positive (Negative)</u>
	<u>Original</u>	<u>Final</u>		
Revenues				
Intergovernmental	\$ 22,423	\$ 516,105	\$ 399,624	\$ (116,481)
Charges for services	0	131,721	207,402	75,681
Fines and forfeitures	0	100,233	72,148	(28,085)
Miscellaneous	0	135,500	209,768	74,268
Total revenues	<u>22,423</u>	<u>883,559</u>	<u>888,942</u>	<u>5,383</u>
Expenditures				
Public safety	<u>22,423</u>	<u>1,122,271</u>	<u>1,011,235</u>	<u>111,036</u>
Total expenditures	<u>22,423</u>	<u>1,122,271</u>	<u>1,011,235</u>	<u>111,036</u>
Excess (deficiency) of revenues over (under) expenditures	<u>0</u>	<u>(238,712)</u>	<u>(122,293)</u>	<u>116,419</u>
Net change in fund balances	0	(238,712)	(122,293)	116,419
Fund balances, October 1	<u>707,621</u>	<u>707,621</u>	<u>707,621</u>	<u>0</u>
Fund balances, September 30	<u>\$ 707,621</u>	<u>\$ 468,909</u>	<u>\$ 585,328</u>	<u>\$ 116,419</u>

Leon County, Florida

Schedule of Revenues, Expenditures, and Changes in Fund Balance - Budget and Actual
Emergency Management 911 Fees Fund

Year Ended September 30, 2016

	<u>Budgeted Amounts</u>		<u>Actual Amounts</u>	<u>Variance with Final Budget Positive (Negative)</u>
	<u>Original</u>	<u>Final</u>		
Revenues				
Miscellaneous	\$ 0	\$ 0	\$ 0	\$ 0
Total revenues	<u>0</u>	<u>0</u>	<u>0</u>	<u>0</u>
Expenditures				
Public safety	1,276,500	1,276,500	1,041,031	235,469
Total expenditures	<u>1,276,500</u>	<u>1,276,500</u>	<u>1,041,031</u>	<u>235,469</u>
Excess (deficiency) of revenues over (under) expenditures	<u>(1,276,500)</u>	<u>(1,276,500)</u>	<u>(1,041,031)</u>	<u>235,469</u>
Other financing sources (uses)				
Transfers in	1,276,500	1,276,500	1,276,500	0
Transfers out	0	0	(235,469)	(235,469)
Total other financing sources (uses)	<u>1,276,500</u>	<u>1,276,500</u>	<u>1,041,031</u>	<u>(235,469)</u>
Net change in fund balances	0	0	0	0
Fund balances, October 1	<u>0</u>	<u>0</u>	<u>0</u>	<u>0</u>
Fund balances, September 30	<u>\$ 0</u>	<u>\$ 0</u>	<u>\$ 0</u>	<u>\$ 0</u>

Leon County, Florida

Schedule of Revenues, Expenditures, and Changes in Fund Balance - Budget and Actual
Emergency Management Grants Fund

Year Ended September 30, 2016

	<u>Budgeted Amounts</u>		<u>Actual Amounts</u>	<u>Variance with Final Budget Positive (Negative)</u>
	<u>Original</u>	<u>Final</u>		
Revenues				
Intergovernmental	\$ 0	\$ 339,818	\$ 189,034	\$ (150,784)
Total revenues	<u>0</u>	<u>339,818</u>	<u>189,034</u>	<u>(150,784)</u>
Expenditures				
Public safety	0	589,537	384,302	205,235
Total expenditures	<u>0</u>	<u>589,537</u>	<u>384,302</u>	<u>205,235</u>
Excess (deficiency) of revenues over (under) expenditures	<u>0</u>	<u>(249,719)</u>	<u>(195,268)</u>	<u>54,451</u>
Other financing sources (uses)				
Transfers in	0	212,021	121,155	(90,866)
Total other financing sources (uses)	<u>0</u>	<u>212,021</u>	<u>121,155</u>	<u>(90,866)</u>
Net change in fund balances	0	(37,698)	(74,113)	(36,415)
Fund balances, October 1	181,110	181,110	181,110	0
Fund balances, September 30	<u>\$ 181,110</u>	<u>\$ 143,412</u>	<u>\$ 106,997</u>	<u>\$ (36,415)</u>

Leon County, Florida

Schedule of Revenues, Expenditures, and Changes in Fund Balance - Budget and Actual
Inmate Welfare Fund

Year Ended September 30, 2016

	<u>Budgeted Amounts</u>		<u>Actual Amounts</u>	<u>Variance with Final Budget Positive (Negative)</u>
	<u>Original</u>	<u>Final</u>		
Revenues				
Charges for services	\$ 569,123	\$ 569,123	\$ 1,347,514	\$ 778,391
Miscellaneous	4,600	4,600	7,177	2,577
Total revenues	<u>573,723</u>	<u>573,723</u>	<u>1,354,691</u>	<u>780,968</u>
Expenditures				
Public safety	534,723	534,723	1,151,380	(616,657)
Total expenditures	<u>534,723</u>	<u>534,723</u>	<u>1,151,380</u>	<u>(616,657)</u>
Excess (deficiency) of revenues over (under) expenditures	<u>39,000</u>	<u>39,000</u>	<u>203,311</u>	<u>164,311</u>
Other financing sources (uses)				
Transfers in	0	0	0	0
Transfers out	(100,000)	(100,000)	(100,000)	0
Total other financing sources (uses)	<u>(100,000)</u>	<u>(100,000)</u>	<u>(100,000)</u>	<u>0</u>
Net change in fund balances	<u>(61,000)</u>	<u>(61,000)</u>	<u>103,311</u>	<u>164,311</u>
Fund balances, October 1	<u>763,197</u>	<u>763,197</u>	<u>763,197</u>	<u>0</u>
Fund balances, September 30	<u>\$ 702,197</u>	<u>\$ 702,197</u>	<u>\$ 866,508</u>	<u>\$ 164,311</u>

Leon County, Florida

Schedule of Revenues, Expenditures, and Changes in Fund Balance - Budget and Actual
Article V Court Operating Fund

Year Ended September 30, 2016

	<u>Budgeted Amounts</u>		<u>Actual Amounts</u>	<u>Variance with Final Budget Positive (Negative)</u>
	<u>Original</u>	<u>Final</u>		
Revenues				
Intergovernmental	\$ 724,504	\$ 707,481	\$ 686,659	\$ (20,822)
Charges for services	5,342,042	5,153,210	5,120,575	(32,635)
Miscellaneous	0	0	27,500	27,500
Total revenues	<u>6,066,546</u>	<u>5,860,691</u>	<u>5,834,734</u>	<u>(25,957)</u>
Expenditures				
Judicial	<u>6,353,592</u>	<u>5,958,456</u>	<u>6,073,610</u>	<u>(115,154)</u>
Total expenditures	<u>6,353,592</u>	<u>5,958,456</u>	<u>6,073,610</u>	<u>(115,154)</u>
Excess (deficiency) of revenues over (under) expenditures	<u>(287,046)</u>	<u>(97,765)</u>	<u>(238,876)</u>	<u>(141,111)</u>
Other financing sources (uses)				
Transfers in	<u>287,046</u>	<u>235,647</u>	<u>238,876</u>	<u>3,229</u>
Transfers out	<u>0</u>	<u>(137,882)</u>	<u>0</u>	<u>137,882</u>
Total other financing sources (uses)	<u>287,046</u>	<u>97,765</u>	<u>238,876</u>	<u>141,111</u>
Net change in fund balance	0	0	0	0
Fund balances, October 1	<u>0</u>	<u>0</u>	<u>0</u>	<u>0</u>
Fund balances, September 30	<u>\$ 0</u>	<u>\$ 0</u>	<u>\$ 0</u>	<u>\$ 0</u>

Leon County, Florida

Schedule of Revenues, Expenditures, and Changes in Fund Balance - Budget and Actual
Records Modernization Fund

Year Ended September 30, 2016

	<u>Budgeted Amounts</u>		<u>Actual Amounts</u>	<u>Variance with Final Budget Positive (Negative)</u>
	<u>Original</u>	<u>Final</u>		
Revenues				
Charges for services	\$ 747,762	\$ 747,762	\$ 709,984	\$ (37,778)
Interest	8,076	8,076	1,109	(6,967)
Net increase (decrease) in fair value of investments	0	0	635	635
Total revenues	<u>755,838</u>	<u>755,838</u>	<u>711,728</u>	<u>(44,110)</u>
Expenditures				
General government	296,495	296,495	259,183	37,312
Judicial	663,120	663,120	468,067	195,053
Total expenditures	<u>959,615</u>	<u>959,615</u>	<u>727,250</u>	<u>232,365</u>
Excess (deficiency) of revenues over (under) expenditures	<u>(203,777)</u>	<u>(203,777)</u>	<u>(15,522)</u>	<u>188,255</u>
Other financing sources (uses)				
Transfers in	439,424	439,424	0	(439,424)
Transfers out	(235,647)	(235,647)	(238,876)	(3,229)
Total other financing sources (uses)	<u>203,777</u>	<u>203,777</u>	<u>(238,876)</u>	<u>(442,653)</u>
Net change in fund balances	0	0	(254,398)	(254,398)
Fund balances, October 1	<u>1,888,458</u>	<u>1,888,458</u>	<u>1,888,458</u>	<u>0</u>
Fund balances, September 30	<u>\$ 1,888,458</u>	<u>\$ 1,888,458</u>	<u>\$ 1,634,060</u>	<u>\$ (254,398)</u>

Nonmajor Governmental Funds

Debt Service Funds

Debt service funds are used to account for and report all financial resources when the government is obligated in some manner. These funds are used to restrict, commit, or assign the resources to the payment of bond principal and interest from governmental resources or from special assessment levies.

Series 2012A-2012B

This fund is used to account for and report the debt service payments on the Capital Improvement Revenue Bonds, Series 2012A and Series 2012B. Funding is from non-ad valorem revenues.

Series 2011 Refunding

This fund is used to account for and report the accumulation of resources and payment of principal and interest on the Series 2011 Bonds. The Series 2011 Bonds were issued by the County to refund the Series 1998B Bonds. Funding is from non-ad valorem revenues.

Series 2015 Capital Improvement Refunding

This fund is used to account for and report the principal and interest payments associated with the Series 2015 Bonds. Funding is from non-ad valorem revenues.

ESCO Lease Debt Service

This fund was established to account for and report the debt service associated with obligations relating to the County's Energy Performance Contract with Energy Systems Group. This contract funds the acquisition of various facility improvement measures including lighting upgrades, HVAC systems, energy management systems, and water/sewer improvements.

2014 Capital Improvement Refunding

This fund is used to account for and report the principal and interest payments associated with the Series 2005 Bonds. Funding is from non-ad valorem revenues.

Leon County, Florida
 Combining Balance Sheet
 Nonmajor Debt Service Funds

September 30, 2016

	Series 2012A - 2012B Fund	Series 2011 Refunding Fund	Series 2015 Refunding Fund	ESCO Lease Debt Service Fund	Series 2014 Refunding Bonds	Total Nonmajor Debt Service Funds
Assets						
Cash	\$ 2,516	\$ 0	\$ 98,414	\$ 2	\$ 2,203	\$ 103,135
Total assets	\$ 2,516	\$ 0	\$ 98,414	\$ 2	\$ 2,203	\$ 103,135
Liabilities and fund balances						
Liabilities:						
Fund balances:						
Restricted	2,516	0	98,414	2	2,203	103,135
Total fund balances	2,516	0	98,414	2	2,203	103,135
Total liabilities and fund balances	\$ 2,516	\$ 0	\$ 98,414	\$ 2	\$ 2,203	\$ 103,135

Leon County, Florida

Combining Statement of Revenues, Expenditures, and Changes in Fund Balances -
Nonmajor Debt Service Funds

Year Ended September 30, 2016

	<u>Series 2012A - 2012B Fund</u>	<u>Series 2011 Refunding Fund</u>	<u>Series 2015 Refunding Fund</u>	<u>ESCO Lease Debt Service Fund</u>	<u>Series 2014 Refunding Bonds</u>	<u>Total Nonmajor Debt Service Funds</u>
Revenues						
Interest	\$ 0	\$ 0	\$ 0	\$ 0	\$ 0	\$ 0
Total revenues	<u>0</u>	<u>0</u>	<u>0</u>	<u>0</u>	<u>0</u>	<u>0</u>
Expenditures						
Debt service:						
Principal retirement	166,000	0	6,806,000	437,540	125,998	7,535,538
Interest and fiscal charges	414,253	0	134,477	46,974	432,472	1,028,176
Other debt service costs	0	0	1,272	0	0	1,272
Total expenditures	<u>580,253</u>	<u>0</u>	<u>6,941,749</u>	<u>484,514</u>	<u>558,470</u>	<u>8,564,986</u>
Excess (deficiency) of revenues over (under) expenditures	<u>(580,253)</u>	<u>0</u>	<u>(6,941,749)</u>	<u>(484,514)</u>	<u>(558,470)</u>	<u>(8,564,986)</u>
Other financing sources (uses)						
Transfers in	<u>581,483</u>	<u>0</u>	<u>6,815,452</u>	<u>484,514</u>	<u>560,672</u>	<u>8,442,121</u>
Total other financing sources (uses)	<u>581,483</u>	<u>0</u>	<u>6,815,452</u>	<u>484,514</u>	<u>560,672</u>	<u>8,442,121</u>
Net change in fund balances	1,230	0	(126,297)	0	2,202	(122,865)
Fund balances, October 1	<u>1,286</u>	<u>0</u>	<u>224,711</u>	<u>2</u>	<u>1</u>	<u>226,000</u>
Fund balances, September 30	<u>\$ 2,516</u>	<u>\$ 0</u>	<u>\$ 98,414</u>	<u>\$ 2</u>	<u>\$ 2,203</u>	<u>\$ 103,135</u>

See Independent Auditors' Report

Leon County, Florida

Schedule of Revenues, Expenditures, and Changes in Fund Balance - Budget and Actual
Debt Service Series 2012A - 2012B Fund

Year Ended September 30, 2016

	<u>Budgeted Amounts</u>		<u>Actual Amounts</u>	<u>Variance with Final Budget Positive (Negative)</u>
	<u>Original</u>	<u>Final</u>		
Revenues				
Interest	\$ 0	\$ 0	\$ 0	\$ 0
Total revenues	<u>0</u>	<u>0</u>	<u>0</u>	<u>0</u>
Expenditures				
Debt service:				
Principal retirement	166,000	166,000	166,000	0
Interest and fiscal charges	414,283	414,283	414,253	30
Other debt service costs	1,200	1,200	0	1,200
Total expenditures	<u>581,483</u>	<u>581,483</u>	<u>580,253</u>	<u>1,230</u>
Excess (deficiency) of revenues over (under) expenditures	<u>(581,483)</u>	<u>(581,483)</u>	<u>(580,253)</u>	<u>1,230</u>
Other financing sources (uses)				
Transfers in	581,483	581,483	581,483	0
Total other financing sources (uses)	<u>581,483</u>	<u>581,483</u>	<u>581,483</u>	<u>0</u>
Net change in fund balances	0	0	1,230	1,230
Fund balances, October 1	<u>1,286</u>	<u>1,286</u>	<u>1,286</u>	<u>0</u>
Fund balances, September 30	<u>\$ 1,286</u>	<u>\$ 1,286</u>	<u>\$ 2,516</u>	<u>\$ 1,230</u>

Leon County, Florida

Schedule of Revenues, Expenditures, and Changes in Fund Balance - Budget and Actual
Debt Service Series 2011 Refunding Fund

Year Ended September 30, 2016

	<u>Budgeted Amounts</u>		<u>Actual Amounts</u>	<u>Variance with Final Budget Positive (Negative)</u>
	<u>Original</u>	<u>Final</u>		
Revenues				
Interest	\$ 0	\$ 0	\$ 0	\$ 0
Total revenues	<u>0</u>	<u>0</u>	<u>0</u>	<u>0</u>
Expenditures				
Debt service:				
Principal retirement	0	0	0	0
Total expenditures	<u>0</u>	<u>0</u>	<u>0</u>	<u>0</u>
Excess (deficiency) of revenues over (under) expenditures	<u>0</u>	<u>0</u>	<u>0</u>	<u>0</u>
Net change in fund balances	0	0	0	0
Fund balances, October 1	0	0	0	0
Fund balances, September 30	<u>\$ 0</u>	<u>\$ 0</u>	<u>\$ 0</u>	<u>\$ 0</u>

Leon County, Florida

Schedule of Revenues, Expenditures, and Changes in Fund Balance - Budget and Actual
Debt Service Series 2015 Refunding Fund

Year Ended September 30, 2016

	<u>Budgeted Amounts</u>		<u>Actual Amounts</u>	Variance with Final Budget Positive (Negative)
	<u>Original</u>	<u>Final</u>		
Revenues				
Interest	\$ 0	\$ 0	\$ 0	\$ 0
Total revenues	<u>0</u>	<u>0</u>	<u>0</u>	<u>0</u>
Expenditures				
Debt service:				
Principal retirement	6,390,000	6,390,000	6,806,000	(416,000)
Interest and fiscal charges	550,950	550,950	134,477	416,473
Other debt service costs	800	800	1,272	(472)
Total expenditures	<u>6,941,750</u>	<u>6,941,750</u>	<u>6,941,749</u>	<u>1</u>
Excess (deficiency) of revenues over (under) expenditures	<u>(6,941,750)</u>	<u>(6,941,750)</u>	<u>(6,941,749)</u>	<u>1</u>
Other financing sources (uses)				
Transfers in	<u>6,815,452</u>	<u>6,815,452</u>	<u>6,815,452</u>	<u>0</u>
Total other financing sources (uses)	<u>6,815,452</u>	<u>6,815,452</u>	<u>6,815,452</u>	<u>0</u>
Net change in fund balances	(126,298)	(126,298)	(126,297)	1
Fund balances, October 1	<u>224,711</u>	<u>224,711</u>	<u>224,711</u>	<u>0</u>
Fund balances, September 30	<u>\$ 98,413</u>	<u>\$ 98,413</u>	<u>\$ 98,414</u>	<u>\$ 1</u>

Leon County, Florida

Schedule of Revenues, Expenditures, and Changes in Fund Balance - Budget and Actual
ESCO Lease Debt Service Fund

Year Ended September 30, 2016

	<u>Budgeted Amounts</u>		<u>Actual Amounts</u>	<u>Variance with Final Budget Positive (Negative)</u>
	<u>Original</u>	<u>Final</u>		
Revenues				
Interest	\$ 0	\$ 0	\$ 0	\$ 0
Total revenues	<u>0</u>	<u>0</u>	<u>0</u>	<u>0</u>
Expenditures				
Debt service:				
Principal retirement	437,540	437,540	437,540	0
Interest and fiscal charges	46,974	46,974	46,974	0
Total expenditures	<u>484,514</u>	<u>484,514</u>	<u>484,514</u>	<u>0</u>
Excess (deficiency) of revenues over (under) expenditures	<u>(484,514)</u>	<u>(484,514)</u>	<u>(484,514)</u>	<u>0</u>
Other financing sources (uses)				
Transfers in	484,514	484,514	484,514	0
Total other financing sources (uses)	<u>484,514</u>	<u>484,514</u>	<u>484,514</u>	<u>0</u>
Net change in fund balances	0	0	0	0
Fund balances, October 1	<u>2</u>	<u>2</u>	<u>2</u>	<u>0</u>
Fund balances, September 30	<u>\$ 2</u>	<u>\$ 2</u>	<u>\$ 2</u>	<u>\$ 0</u>

Leon County, Florida

Schedule of Revenues, Expenditures, and Changes in Fund Balance - Budget and Actual
Series 2014 Refunding Bonds

Year Ended September 30, 2016

	<u>Budgeted Amounts</u>		<u>Actual Amounts</u>	<u>Variance with Final Budget Positive (Negative)</u>
	<u>Original</u>	<u>Final</u>		
Revenues				
Interest	\$ 0	\$ 0	\$ 0	\$ 0
Total Revenues	<u>0</u>	<u>0</u>	<u>0</u>	<u>0</u>
Expenditures				
Debt service:				
Principal retirement	126,000	126,000	125,998	2
Interest and fiscal charges	432,472	432,472	432,472	0
Other debt service costs	2,200	2,200	0	2,200
Total expenditures	<u>560,672</u>	<u>560,672</u>	<u>558,470</u>	<u>(2,202)</u>
Excess of revenues over expenditure	<u>(560,672)</u>	<u>(560,672)</u>	<u>(558,470)</u>	<u>2,202</u>
Other financing sources (uses)				
Transfers in	560,672	560,672	560,672	0
Total other financing sources (uses)	<u>560,672</u>	<u>560,672</u>	<u>560,672</u>	<u>0</u>
Net change in fund balance	0	0	2,202	2,202
Fund balances, October 1	<u>1</u>	<u>1</u>	<u>1</u>	<u>0</u>
Fund balances, September 30	<u>\$ 1</u>	<u>\$ 1</u>	<u>\$ 2,203</u>	<u>\$ 2,202</u>

Nonmajor Governmental Funds

Capital Projects Funds

Capital projects funds are used to account for and report financial resources that are restricted, committed, or assigned to the acquisition and construction of major capital facilities other than those financed by proprietary funds and trust funds.

Capital Improvements (Major Fund)

This fund is used to account for and report the acquisition or construction of major non-transportation related capital facilities and/or projects other than those financed by proprietary funds.

Gas Tax Capital Projects

This fund is used to account for and report the gas tax revenues transferred annually from the Transportation Special Revenue Fund. The fund is used for transportation related capital projects.

Local Option Sales Tax

This fund was established in accordance with a 1989 county-wide referendum and is used to account for and report the resources and expenditures associated with the construction of all transportation and jail facility-related projects. The Local Government Infrastructure Surtax includes proceeds from a one-cent sales tax on all transactions up to \$5,000. Pursuant to an interlocal agreement with the City of Tallahassee, the revenue is split between the City and the County.

Extended Local Option Sales Tax

In November of 2000, county residents approved a referendum extending the imposition of the one-cent local option sales tax beginning in fiscal year 2004 for 15 years. The fund is used to account for and report the various road, storm-water and park improvements. Internal borrowings have been utilized to fund certain projects in advance.

Construction Series 2012A-2012B

This fund is used to account for and report the expenditures from the Series 2003A and 2003B Capital Improvement Revenue Bonds, which were issued to finance the purchase, repair and renovation of the Bank of America building. Funds will also be used for improvements to the County's courthouse, improvements to the parking garage and other capital projects.

1999 Bond Construction

This fund is used to account for and report the expenditures from the Series 1999 Capital Improvement Revenue Bonds, which were issued to fund stormwater and lake projects.

Construction Series 2005

This fund is used to account for and report the expenditures from the Series 2005 Capital Improvement Revenue Bonds, which were issued to fund the purchase of the Renaissance Building and to construct two branch libraries.

Nonmajor Governmental Funds Capital Projects Funds

(continued)

ESCO Capital Project

This fund is used to account for and report the installation of energy conservation measures for the following buildings: Leon County Jail, Sheriff Administration Building, Leon County Courthouse, Main Library, and the Courthouse Administration Building (formerly known as the Bank of America Building).

Emergency Communications

This fund is used to account for and report the proceeds received in the 911 Emergency Communications Fund, which are used for capital projects related to the provision of 911 emergency services.

Impact Fees – County-wide

This fund is used to account for and report the remaining road impact fees levied by the Leon County Board of County Commissioners. These fees were repealed in 1996.

Leon County, Florida
 Combining Balance Sheet
 Nonmajor Capital Project Funds

September 30, 2016

	<u>Gas Tax - Capital Projects Fund</u>	<u>Local Option Sales Tax Fund</u>	<u>Extended Local Option Sales Tax Fund</u>	<u>Construction Series 2012 Fund</u>	<u>1999 Bond Constructions Fund</u>
Assets					
Cash	\$ 0	\$ 0	\$ 0	\$ 6,998	\$ 50,024
Investments	6,939,903	5,399,611	4,444,447	0	0
Accounts receivable	14,852	11,556	9,560	0	0
Intergovernmental receivables	0	0	430,951	0	0
Total assets	<u>\$ 6,954,755</u>	<u>\$ 5,411,167</u>	<u>\$ 4,884,958</u>	<u>\$ 6,998</u>	<u>\$ 50,024</u>
Liabilities and fund balances					
Liabilities:					
Accounts payable	\$ 184,209	\$ 306,810	\$ 114,157	\$ 0	\$ 0
Due to other funds	0	0	0	0	0
Total liabilities	<u>184,209</u>	<u>306,810</u>	<u>114,157</u>	<u>0</u>	<u>0</u>
Fund balances:					
Restricted	<u>6,770,546</u>	<u>5,104,357</u>	<u>4,770,801</u>	<u>6,998</u>	<u>50,024</u>
Total fund balances	<u>6,770,546</u>	<u>5,104,357</u>	<u>4,770,801</u>	<u>6,998</u>	<u>50,024</u>
Total liabilities and fund balances	<u>\$ 6,954,755</u>	<u>\$ 5,411,167</u>	<u>\$ 4,884,958</u>	<u>\$ 6,998</u>	<u>\$ 50,024</u>

Construction Series 2005 Fund	ESCO Capital Project Fund	Emergency Communications Fund	Impact Fees Fund	Total Nonmajor Capital Projects Funds
\$ 0	\$ 20,746	\$ 0	\$ 359,863	\$ 437,631
0	0	3,236,909	0	20,020,870
0	0	6,927	0	42,895
0	0	0	0	430,951
<u>\$ 0</u>	<u>\$ 20,746</u>	<u>\$ 3,243,836</u>	<u>\$ 359,863</u>	<u>\$ 20,932,347</u>
\$ 0	\$ 0	\$ 0	\$ 0	\$ 605,176
<u>0</u>	<u>0</u>	<u>0</u>	<u>0</u>	<u>0</u>
<u>0</u>	<u>0</u>	<u>0</u>	<u>0</u>	<u>605,176</u>
0	20,746	3,243,836	359,863	20,327,171
0	20,746	3,243,836	359,863	20,327,171
<u>\$ 0</u>	<u>\$ 20,746</u>	<u>\$ 3,243,836</u>	<u>\$ 359,863</u>	<u>\$ 20,932,347</u>

Leon County, Florida

Combining Statement of Revenues, Expenditures, and Changes in Fund Balances
Nonmajor Capital Project Funds

Year Ended September 30, 2016

	Gas Tax - Capital Projects Fund	Local Option Sales Tax Fund	Extended Local Option Sales Tax Fund	Construction Series 2012 Fund
Revenues				
Taxes	\$ 0	\$ 0	\$ 4,184,349	\$ 0
Charges for services	0	0	328,848	0
Interest	79,121	104,592	67,925	92
Net increase (decrease) in fair value of investments	27,847	9,148	7,631	0
Total revenues	<u>106,968</u>	<u>113,740</u>	<u>4,588,753</u>	<u>92</u>
Expenditures				
Public safety	0	393,241	0	0
Physical environment	667,283	0	2,596,251	0
Transportation	1,293,414	3,215,652	3,913,755	0
Culture and recreation	0	0	730,325	0
Total expenditures	<u>1,960,697</u>	<u>3,608,893</u>	<u>7,240,331</u>	<u>0</u>
Excess (deficiency) of revenues over (under) expenditures	<u>(1,853,729)</u>	<u>(3,495,153)</u>	<u>(2,651,578)</u>	<u>92</u>
Other financing sources (uses)				
Transfers in	<u>4,895,650</u>	<u>0</u>	<u>0</u>	<u>0</u>
Net change in fund balances	3,041,921	(3,495,153)	(2,651,578)	92
Fund balances, October 1	3,728,625	8,599,510	7,422,379	6,906
Fund balances, September 30	<u>\$ 6,770,546</u>	<u>\$ 5,104,357</u>	<u>\$ 4,770,801</u>	<u>\$ 6,998</u>

1999 Bond Constructions Fund	Construction Series 2005 Fund	ESCO Capital Project Fund	Emergency Communications Fund	Impact Fees Fund	Total Nonmajor Capital Projects Funds
\$ 0	\$ 0	\$ 0	\$ 0	\$ 0	\$ 4,184,349
0	0	0	0	0	328,848
660	0	274	33,601	7,505	293,770
0	0	0	12,478	(2,001)	55,103
<u>660</u>	<u>0</u>	<u>274</u>	<u>46,079</u>	<u>5,504</u>	<u>4,862,070</u>
0	0	0	0	0	393,241
0	0	0	0	0	3,263,534
0	0	0	0	854,404	9,277,225
85,052	0	0	0	0	815,377
<u>85,052</u>	<u>0</u>	<u>0</u>	<u>0</u>	<u>854,404</u>	<u>13,749,377</u>
<u>(84,392)</u>	<u>0</u>	<u>274</u>	<u>46,079</u>	<u>(848,900)</u>	<u>(8,887,307)</u>
<u>0</u>	<u>0</u>	<u>0</u>	<u>1,200,000</u>	<u>0</u>	<u>6,095,650</u>
(84,392)	0	274	1,246,079	(848,900)	(2,791,657)
134,416	0	20,472	1,997,757	1,208,763	23,118,828
<u>\$ 50,024</u>	<u>\$ 0</u>	<u>\$ 20,746</u>	<u>\$ 3,243,836</u>	<u>\$ 359,863</u>	<u>\$ 20,327,171</u>

Leon County, Florida

Schedule of Revenues, Expenditures, and Changes in Fund Balance - Budget and Actual
Capital Improvement Fund

Year Ended September 30, 2016

	<u>Budgeted Amounts</u>		<u>Actual Amounts</u>	<u>Variance with Final Budget Positive (Negative)</u>
	<u>Original</u>	<u>Final</u>		
Revenues				
Intergovernmental	\$ 0	\$ 103,533	\$ 0	\$ (103,533)
Interest	105,545	105,545	319,566	214,021
Net increase (decrease) in fair value of investments	0	0	99,129	99,129
Total revenues	<u>105,545</u>	<u>209,078</u>	<u>418,695</u>	<u>209,617</u>
Expenditures				
General government	3,749,104	7,474,217	2,287,736	5,186,481
Public safety	300,000	3,821,697	350,794	3,470,903
Physical environment	1,177,780	4,260,943	1,582,511	2,678,432
Transportation	0	1,320,912	940,820	380,092
Economic environment	0	81,205	0	81,205
Culture and recreation	1,272,150	6,680,677	1,919,473	4,761,204
Judicial	0	0	776,400	(776,400)
Total expenditures	<u>6,499,034</u>	<u>23,639,651</u>	<u>7,857,734</u>	<u>15,781,917</u>
Excess (deficiency) of revenues over (under) expenditures	<u>(6,393,489)</u>	<u>(23,430,573)</u>	<u>(7,439,039)</u>	<u>15,991,534</u>
Other financing sources (uses)				
Transfers in	2,091,000	16,891,000	16,891,000	0
Transfers out	0	(9,235,300)	0	9,235,300
Total other financing sources (uses)	<u>2,091,000</u>	<u>7,655,700</u>	<u>16,891,000</u>	<u>9,235,300</u>
Net change in fund balances	(4,302,489)	(15,774,873)	9,451,961	25,226,834
Fund balances, October 1	<u>19,940,027</u>	<u>19,940,027</u>	<u>19,940,027</u>	<u>0</u>
Fund balances, September 30	<u>\$ 15,637,538</u>	<u>\$ 4,165,154</u>	<u>\$ 29,391,988</u>	<u>\$ 25,226,834</u>

Leon County, Florida

Schedule of Revenues, Expenditures, and Changes in Fund Balance - Budget and Actual
Gas Tax - Capital Projects Fund

Year Ended September 30, 2016

	<u>Budgeted Amounts</u>		<u>Actual Amounts</u>	<u>Variance with Final Budget Positive (Negative)</u>
	<u>Original</u>	<u>Final</u>		
Revenues				
Interest	\$ 0	\$ 0	\$ 79,121	\$ 79,121
Net increase (decrease) in fair value of investments	0	0	27,847	27,847
Total revenues	<u>0</u>	<u>0</u>	<u>106,968</u>	<u>106,968</u>
Expenditures				
Physical environment	1,416,450	1,495,623	667,283	828,340
Transportation	1,279,200	6,122,482	1,293,414	4,829,068
Total expenditures	<u>2,695,650</u>	<u>7,618,105</u>	<u>1,960,697</u>	<u>5,657,408</u>
Excess (deficiency) of revenues over (under) expenditures	<u>(2,695,650)</u>	<u>(7,618,105)</u>	<u>(1,853,729)</u>	<u>5,764,376</u>
Other financing sources (uses)				
Transfers in	2,695,650	4,895,650	4,895,650	0
Transfers out	0	(1,031,500)	0	1,031,500
Total other financing sources (uses)	<u>2,695,650</u>	<u>3,864,150</u>	<u>4,895,650</u>	<u>1,031,500</u>
Net change in fund balances	0	(3,753,955)	3,041,921	6,795,876
Fund balances, October 1	<u>3,728,625</u>	<u>3,728,625</u>	<u>3,728,625</u>	<u>0</u>
Fund balances, September 30	<u>\$ 3,728,625</u>	<u>\$ (25,330)</u>	<u>\$ 6,770,546</u>	<u>\$ 6,795,876</u>

Leon County, Florida

Schedule of Revenues, Expenditures, and Changes in Fund Balance - Budget and Actual
Local Option Sales Tax Fund

Year Ended September 30, 2016

	<u>Budgeted Amounts</u>		<u>Actual Amounts</u>	<u>Variance with Final Budget Positive (Negative)</u>
	<u>Original</u>	<u>Final</u>		
Revenues				
Interest	\$ 0	\$ 0	\$ 104,592	\$ 104,592
Net increase (decrease) in fair value of investments	0	0	9,148	9,148
Total revenues	<u>0</u>	<u>0</u>	<u>113,740</u>	<u>113,740</u>
Expenditures				
Public safety	0	393,241	393,241	0
Transportation	0	8,058,515	3,215,652	4,842,863
Total expenditures	<u>0</u>	<u>8,451,756</u>	<u>3,608,893</u>	<u>4,842,863</u>
Excess (deficiency) of revenues over (under) expenditures	<u>0</u>	<u>(8,451,756)</u>	<u>(3,495,153)</u>	<u>4,956,603</u>
Net change in fund balances	0	(8,451,756)	(3,495,153)	4,956,603
Fund balances, October 1	8,599,510	8,599,510	8,599,510	0
Fund balances, September 30	<u>\$ 8,599,510</u>	<u>\$ 147,754</u>	<u>\$ 5,104,357</u>	<u>\$ 4,956,603</u>

Leon County, Florida

Schedule of Revenues, Expenditures, and Changes in Fund Balance - Budget and Actual
Extended Local Option Sales Tax Fund

Year Ended September 30, 2016

	<u>Budgeted Amounts</u>		<u>Actual Amounts</u>	<u>Variance with Final Budget Positive (Negative)</u>
	<u>Original</u>	<u>Final</u>		
Revenues				
Taxes	\$ 4,054,600	\$ 4,054,600	\$ 4,184,349	\$ 129,749
Charges for services	2,236,244	11,118,781	328,848	(10,789,933)
Interest	15,010	15,010	67,925	52,915
Net increase (decrease) in fair value of investments	0	0	7,631	7,631
Total revenues	<u>6,305,854</u>	<u>15,188,391</u>	<u>4,588,753</u>	<u>(10,599,638)</u>
Expenditures				
Physical environment	550,000	12,213,964	2,596,251	9,617,713
Transportation	5,755,854	8,198,531	3,913,755	4,284,776
Culture and recreation	0	730,325	730,325	0
Total expenditures	<u>6,305,854</u>	<u>21,142,820</u>	<u>7,240,331</u>	<u>13,902,489</u>
Excess (deficiency) of revenues over (under) expenditures	<u>0</u>	<u>(5,954,429)</u>	<u>(2,651,578)</u>	<u>3,302,851</u>
Net change in fund balances	0	(5,954,429)	(2,651,578)	3,302,851
Fund balances, October 1	<u>7,422,379</u>	<u>7,422,379</u>	<u>7,422,379</u>	<u>0</u>
Fund balances, September 30	<u>\$ 7,422,379</u>	<u>\$ 1,467,950</u>	<u>\$ 4,770,801</u>	<u>\$ 3,302,851</u>

Leon County, Florida

Schedule of Revenues, Expenditures, and Changes in Fund Balance - Budget and Actual
Construction Series 2012 Fund

Year Ended September 30, 2016

	<u>Budgeted Amounts</u>		<u>Actual Amounts</u>	<u>Variance with Final Budget Positive (Negative)</u>
	<u>Original</u>	<u>Final</u>		
Revenues				
Interest	\$ 0	\$ 0	\$ 92	\$ 92
Total revenues	<u>0</u>	<u>0</u>	<u>92</u>	<u>92</u>
Excess (deficiency) of revenues over (under) expenditures	<u>0</u>	<u>0</u>	<u>92</u>	<u>92</u>
Net change in fund balance	0	0	92	92
Fund balances, October 1	6,906	6,906	6,906	0
Fund balances, September 30	<u>\$ 6,906</u>	<u>\$ 6,906</u>	<u>\$ 6,998</u>	<u>\$ 92</u>

Leon County, Florida

Schedule of Revenues, Expenditures, and Changes in Fund Balance - Budget and Actual
1999 Bond Constructions Fund

Year Ended September 30, 2016

	<u>Budgeted Amounts</u>		<u>Actual Amount</u>	<u>Variance with Final Budget Positive (Negative)</u>
	<u>Original</u>	<u>Final</u>		
Revenues				
Interest	\$ 0	\$ 0	\$ 660	\$ 660
Total revenues	<u>0</u>	<u>0</u>	<u>660</u>	<u>660</u>
Expenditures				
Culture and recreation	0	103,070	85,052	18,018
Total expenditures	<u>0</u>	<u>103,070</u>	<u>85,052</u>	<u>18,018</u>
Excess (deficiency) of revenues over (under) expenditures	<u>0</u>	<u>(103,070)</u>	<u>(84,392)</u>	<u>18,678</u>
Net change in fund balance	0	(103,070)	(84,392)	18,678
Fund balances, October 1	134,416	134,416	134,416	0
Fund balances, September 30	<u>\$ 134,416</u>	<u>\$ 31,346</u>	<u>\$ 50,024</u>	<u>\$ 18,678</u>

Leon County, Florida

Schedule of Revenues, Expenditures, and Changes in Fund Balance - Budget and Actual
Construction Series 2005 Fund

Year Ended September 30, 2016

	<u>Budgeted Amounts</u>		<u>Actual Amounts</u>	<u>Variance with Final Budget Positive (Negative)</u>
	<u>Original</u>	<u>Final</u>		
Revenues				
Interest	\$ 0	\$ 0	\$ 0	\$ 0
Net increase (decrease) in fair value of investments	0	0	0	0
Total revenue	<u>0</u>	<u>0</u>	<u>0</u>	<u>0</u>
Expenditures				
General government	0	0	0	0
Total expenditures	<u>0</u>	<u>0</u>	<u>0</u>	<u>0</u>
Excess (deficiency) of revenues over (under) expenditures	<u>0</u>	<u>0</u>	<u>0</u>	<u>0</u>
Other financing sources (uses)				
Fund balances, September 30	<u>\$ 0</u>	<u>\$ 0</u>	<u>\$ 0</u>	<u>\$ 0</u>

Leon County, Florida

Schedule of Revenues, Expenditures, and Changes in Fund Balance - Budget and Actual
ESCO Capital Project Fund

Year Ended September 30, 2016

	<u>Budgeted Amounts</u>		<u>Actual Amounts</u>	<u>Variance with Final Budget Positive (Negative)</u>
	<u>Original</u>	<u>Final</u>		
Revenues				
Interest	\$ 0	\$ 0	\$ 274	\$ 274
Total revenues	<u>0</u>	<u>0</u>	<u>274</u>	<u>274</u>
Expenditures				
General government	20,296	20,296	0	20,296
Total expenditures	<u>20,296</u>	<u>20,296</u>	<u>0</u>	<u>20,296</u>
Excess (deficiency) of revenues over (under) expenditures	<u>(20,296)</u>	<u>(20,296)</u>	<u>274</u>	<u>20,570</u>
Net change in fund balances	(20,296)	(20,296)	274	20,570
Fund balances, October 1	20,472	20,472	20,472	0
Fund balances, September 30	<u>\$ 176</u>	<u>\$ 176</u>	<u>\$ 20,746</u>	<u>\$ 20,570</u>

Leon County, Florida

Schedule of Revenues, Expenditures, and Changes in Fund Balance - Budget and Actual
Emergency Communications Fund

Year Ended September 30, 2016

	<u>Budgeted Amounts</u>		<u>Actual Amounts</u>	<u>Variance with Final Budget Positive (Negative)</u>
	<u>Original</u>	<u>Final</u>		
Revenues				
Interest	\$ 12,540	\$ 12,540	\$ 33,601	\$ 21,061
Net increase (decrease) in fair value of investments	0	0	12,478	12,478
Total revenues	<u>12,540</u>	<u>12,540</u>	<u>46,079</u>	<u>33,539</u>
Other financing sources (uses)	0	0	0	0
Transfers in	0	1,200,000	1,200,000	0
Transfers out	(12,540)	(1,212,540)	0	1,212,540
Total other financing sources (uses)	<u>(12,540)</u>	<u>(12,540)</u>	<u>1,200,000</u>	<u>1,212,540</u>
Net change in fund balances	0	0	1,246,079	1,246,079
Fund balances, October 1	<u>1,997,757</u>	<u>1,997,757</u>	<u>1,997,757</u>	<u>0</u>
Fund balances, September 30	<u>\$ 1,997,757</u>	<u>\$ 1,997,757</u>	<u>\$ 3,243,836</u>	<u>\$ 1,246,079</u>

Leon County, Florida

Schedule of Revenues, Expenditures, and Changes in Fund Balance - Budget and Actual
Impact Fees Fund

Year Ended September 30, 2016

	<u>Budgeted Amounts</u>		<u>Actual Amounts</u>	<u>Variance with Final Budget Positive (Negative)</u>
	<u>Original</u>	<u>Final</u>		
Revenues				
Interest	\$ 0	\$ 0	\$ 7,505	\$ 7,505
Net increase (decrease) in fair value of investments	0	0	(2,001)	(2,001)
Total revenues	<u>0</u>	<u>0</u>	<u>5,504</u>	<u>5,504</u>
Expenditures				
Transportation	0	901,853	854,404	47,449
Total expenditures	<u>0</u>	<u>901,853</u>	<u>854,404</u>	<u>47,449</u>
Excess (deficiency) of revenues over (under) expenditures	<u>0</u>	<u>(901,853)</u>	<u>(848,900)</u>	<u>52,953</u>
Net change in fund balance	0	(901,853)	(848,900)	52,953
Fund balances, October 1	1,208,763	1,208,763	1,208,763	0
Fund balances, September 30	<u>\$ 1,208,763</u>	<u>\$ 306,910</u>	<u>\$ 359,863</u>	<u>\$ 52,953</u>

Nonmajor Governmental Funds

Internal Service Funds

Internal service funds are used to account for the financing of goods or services provided by one department or agency to other departments or agencies of the government and to other government units, on a cost reimbursement basis.

Insurance Service

This fund is used to account for the assessed premiums, claims and administration of the County's risk management department related to auto, property liability, workers' compensation, and other types of insurance.

Communications Trust

This fund is used to account for the costs of operating the County's telephone system. Charges are allocated to County departments and agencies on a monthly basis.

Motor Pool

This fund is used to account for the costs of operation, repair, and maintenance of County owned vehicles and heavy equipment. Departments and outside agencies are billed for fuel, parts, and labor on a monthly basis.

Internal Service

This fund is used to account for funded and accrued compensated absences for the Clerk only.

Leon County, Florida

Combining Statement of Net Position
Internal Service Funds

September 30, 2016

	<u>Insurance Service Fund</u>	<u>Communications Trust Fund</u>	<u>Motor Pool Fund</u>	<u>Internal Service Fund</u>	<u>Total Internal Service Funds</u>
Assets					
Cash	\$ 0	\$ 0	\$ 273,179	\$ 549,159	\$ 822,338
Investments	6,071,913	0	0	0	6,071,913
Cash with fiscal agent	92,603	0	0	0	92,603
Receivables:					
Accounts	12,994	149,221	0	0	162,215
Intergovernmental	0	10,391	0	0	10,391
Due from other funds	0	0	10,685	0	10,685
Inventory	0	0	39,710	0	39,710
Total assets	<u>\$ 6,177,510</u>	<u>\$ 159,612</u>	<u>\$ 323,574</u>	<u>\$ 549,159</u>	<u>\$ 7,209,855</u>
Liabilities					
Accounts payable	\$ 259,157	\$ 70,268	\$ 153,088	\$ 0	\$ 482,513
Due to other funds	0	79,812	0	0	79,812
Accrued liabilities	9,716	0	47,110	0	56,826
Compensated absences	23,452	0	41,212	549,159	613,823
Other current liabilities	3,884,555	0	0	0	3,884,555
Total liabilities	<u>4,176,880</u>	<u>150,080</u>	<u>241,410</u>	<u>549,159</u>	<u>5,117,529</u>
Net position					
Unrestricted	2,000,630	9,532	82,164	0	2,092,326
Total net position	<u>2,000,630</u>	<u>9,532</u>	<u>82,164</u>	<u>0</u>	<u>2,092,326</u>
Total liabilities and net position	<u>\$ 6,177,510</u>	<u>\$ 159,612</u>	<u>\$ 323,574</u>	<u>\$ 549,159</u>	<u>\$ 7,209,855</u>

Leon County, Florida

Combining Statement of Revenues, Expenses, and Changes in Net Position
Internal Service Funds

Year Ended September 30, 2016

	<u>Insurance Service Fund</u>	<u>Communications Trust Fund</u>	<u>Motor Pool Fund</u>	<u>Internal Service Fund</u>	<u>Total Internal Service Funds</u>
Operating revenues					
Charges for services	\$ 3,777,197	\$ 778,876	\$ 2,383,544	\$ 0	\$ 6,939,617
Total operating revenues	<u>3,777,197</u>	<u>778,876</u>	<u>2,383,544</u>	<u>0</u>	<u>6,939,617</u>
Operating expenses					
Personnel services	106,784	0	477,099	0	583,883
Contractual services	85,443	0	29,202	0	114,645
Supplies	1,330	0	958,258	0	959,588
Communications services	247	620,352	1,205	0	621,804
Insurance	3,216,913	0	15,620	0	3,232,533
Utility services	0	0	19,551	0	19,551
Other services and charges	87,680	205,582	846,489	0	1,139,751
Total operating expenses	<u>3,498,397</u>	<u>825,934</u>	<u>2,347,424</u>	<u>0</u>	<u>6,671,755</u>
Operating income	<u>278,800</u>	<u>(47,058)</u>	<u>36,120</u>	<u>0</u>	<u>267,862</u>
Nonoperating revenues					
Interest	91,194	0	6,202	0	97,396
Net increase (decrease) in fair value of investments	20,001	0	0	0	20,001
Total nonoperating revenues	<u>111,195</u>	<u>0</u>	<u>6,202</u>	<u>0</u>	<u>117,397</u>
Income before operating transfers	<u>389,995</u>	<u>(47,058)</u>	<u>42,322</u>	<u>0</u>	<u>385,259</u>
Change in net position	389,995	(47,058)	42,322	0	385,259
Net position, October 1	<u>1,610,635</u>	<u>56,590</u>	<u>39,842</u>	<u>0</u>	<u>1,707,067</u>
Net position, September 30	<u>\$ 2,000,630</u>	<u>\$ 9,532</u>	<u>\$ 82,164</u>	<u>\$ 0</u>	<u>\$ 2,092,326</u>

Leon County, Florida

Combining Statement of Cash Flows
Internal Service Funds

Year Ended September 30, 2016

	<u>Insurance Service Fund</u>	<u>Communications Trust Fund</u>	<u>Motor Pool Fund</u>	<u>Internal Service Fund</u>	<u>Total Internal Service Funds</u>
Cash flows from operating activities					
Receipts from customers	\$ 32,138	\$ 11,328	\$ 130,605	\$ 0	\$ 174,071
Payments to suppliers	(1,517,249)	(790,267)	(1,770,452)	0	(4,077,968)
Payments to employees	(104,579)	0	(522,878)	0	(627,457)
Claims paid	(1,475,372)	0	0	0	(1,475,372)
Payment for interfund services	3,760,805	778,939	2,256,750	(34,629)	6,761,865
Net cash provided by (used in) operating activities	<u>695,743</u>	<u>0</u>	<u>94,025</u>	<u>(34,629)</u>	<u>755,139</u>
Cash flows from investing activities					
Proceeds from sales and maturities of investments	2,466,731	0	0	0	2,466,731
Purchases of investments	(3,243,387)	0	0	0	(3,243,387)
Interest and dividends received	86,509	0	6,202	0	92,711
Net increase (decrease) in fair value of investments	<u>20,001</u>	<u>0</u>	<u>0</u>	<u>0</u>	<u>20,001</u>
Net cash provided by (used in) investing activities	<u>(670,146)</u>	<u>0</u>	<u>6,202</u>	<u>0</u>	<u>(663,944)</u>
Net increase (decrease) in cash	25,597	0	100,227	(34,629)	91,195
Cash and equivalents, October 1	67,006	0	172,952	583,788	823,746
Cash and equivalents, September 30	<u>\$ 92,603</u>	<u>\$ 0</u>	<u>\$ 273,179</u>	<u>\$ 549,159</u>	<u>\$ 914,941</u>

Leon County, Florida

Combining Statement of Cash Flows
Internal Service Funds
(continued)

Year Ended September 30, 2016

	<u>Insurance Service Fund</u>	<u>Communications Trust Fund</u>	<u>Motor Pool Fund</u>	<u>Internal Service Fund</u>	<u>Total Internal Service Funds</u>
Reconciliation of operating income to net cash provided by (used in) operating activities					
Operating income:	\$ 278,800	\$ (47,058)	\$ 36,120	\$ 0	\$ 267,862
Adjustments to reconcile operating income to net cash provided by (used in) operating activities:					
Changes in assets and liabilities:					
Receivables	15,746	11,391	9,699	0	36,836
Due from other funds	0	0	(5,888)	0	(5,888)
Inventories	0	0	4,626	0	4,626
Accounts payable	398,992	35,667	95,247	0	529,906
Accrued liabilities	2,205	0	(45,779)	(34,629)	(78,203)
Net cash provided by (used in) operating activities	<u>\$ 695,743</u>	<u>\$ 0</u>	<u>\$ 94,025</u>	<u>\$ (34,629)</u>	<u>\$ 755,139</u>

Trust and Agency Funds

Trust funds are used to account for assets held by the government in a trustee capacity. Agency funds are used to account for assets held by the government as an agent for individuals, private organizations, other governments, and/or other funds.

BOCC - Employee Benefits

This fund is used to account for the receipt and disbursement of amounts withheld from employees' wages such as payroll taxes and health insurance that are remitted to other agencies or governments.

Clerk - General Agency

These funds are used to account for funds received and held by the Clerk of Courts in a fiduciary capacity.

Sheriff - General Agency

These funds are used to account for funds received and held by the Leon County Sheriff in a fiduciary capacity.

Tax Collector - Taxes and Licenses

This fund is used to account for the receipt and disbursement of ad valorem taxes on real and personal property and non-ad valorem assessments. This fund also accounts for the receipt and disbursement of various licenses and registrations on behalf of Leon County and various state agencies.

Leon County, Florida

Combining Statement of Fiduciary Net Position
Agency Funds

September 30, 2016

	<u>BOCC</u>	<u>Clerk</u>	<u>Sheriff</u>	<u>Tax</u>	
	<u>Employee</u>	<u>General</u>	<u>General</u>	<u>Collector</u>	
	<u>Benefits</u>	<u>Agency</u>	<u>Agency</u>	<u>Taxes &</u>	<u>Total</u>
				<u>Licenses</u>	
Assets					
Cash	\$ (353,694)	\$ 4,204,664	\$ 429,853	\$ 3,468,117	\$ 7,748,940
Accounts receivable	1,611,505	370	1,275	144,648	1,757,798
Due from other governments	0	40,000	0	0	40,000
Total assets	<u>\$ 1,257,811</u>	<u>\$ 4,245,034</u>	<u>\$ 431,128</u>	<u>\$ 3,612,765</u>	<u>\$ 9,546,738</u>
Liabilities					
Accounts payable	\$ 1,257,811	\$ 53,313	\$ 12,858	\$ 745,314	\$ 2,069,296
Due to other funds	0	0	0	0	0
Due to other governments	0	1,201,516	9,177	967,993	2,178,686
Deposits	0	2,990,205	409,093	0	3,399,298
Installment tax deposits	0	0	0	1,899,458	1,899,458
Total liabilities	<u>\$ 1,257,811</u>	<u>\$ 4,245,034</u>	<u>\$ 431,128</u>	<u>\$ 3,612,765</u>	<u>\$ 9,546,738</u>

Leon County, Florida

Combining Statement of Changes in Fiduciary Assets and Liabilities
Agency Funds

Year Ended September 30, 2016

	<u>Balance October 1, 2015</u>	<u>Additions</u>	<u>Deductions</u>	<u>Balance September 30, 2016</u>
Board of County Commissioners:				
Assets				
Cash	\$ 610,370	\$ 46,123,370	\$ 47,087,434	\$ (353,694)
Receivables:				
Accounts	1,037,784	29,241,292	28,667,571	1,611,505
Total assets	<u>\$ 1,648,154</u>	<u>\$ 75,364,662</u>	<u>\$ 75,755,005</u>	<u>\$ 1,257,811</u>
Liabilities				
Accounts payable	<u>\$ 1,648,154</u>	<u>\$ 75,621,435</u>	<u>\$ 76,011,778</u>	<u>\$ 1,257,811</u>
Total liabilities	<u>\$ 1,648,154</u>	<u>\$ 75,621,435</u>	<u>\$ 76,011,778</u>	<u>\$ 1,257,811</u>
Clerk of the Circuit Court:				
Assets				
Cash	\$ 3,856,115	\$ 59,202,249	\$ 58,853,700	\$ 4,204,664
Receivables:				
Accounts	319	49,703	49,652	370
Due from other governments	40,000	40,000	40,000	40,000
Total assets	<u>\$ 3,896,434</u>	<u>\$ 59,291,952</u>	<u>\$ 58,943,352</u>	<u>\$ 4,245,034</u>
Liabilities				
Accounts payable	\$ 135,180	\$ 1,406,327	\$ 1,488,194	\$ 53,313
Due to other governments	935,151	28,488,548	28,222,183	1,201,516
Deposits	2,826,103	20,916,724	20,752,622	2,990,205
Total liabilities	<u>\$ 3,896,434</u>	<u>\$ 50,811,599</u>	<u>\$ 50,462,999</u>	<u>\$ 4,245,034</u>
Sheriff:				
Assets				
Cash	\$ 440,157	\$ 510,537	\$ 520,841	\$ 429,853
Receivables:				
Accounts	220	1,451	396	1,275
Due from other governments	1,241	0	1,241	0
Total assets	<u>\$ 441,618</u>	<u>\$ 511,988</u>	<u>\$ 522,478</u>	<u>\$ 431,128</u>
Liabilities				
Accounts payable	\$ 19,463	\$ 1,340,009	\$ 1,346,614	\$ 12,858
Due to other governments	9,747	77,712	78,282	9,177
Deposits	412,408	1,660,597	1,663,912	409,093
Total liabilities	<u>\$ 441,618</u>	<u>\$ 3,078,318</u>	<u>\$ 3,088,808</u>	<u>\$ 431,128</u>

See Independent Auditors' Report

Leon County, Florida

Combining Statement of Changes in Fiduciary Assets and Liabilities
Agency Funds
(continued)

Year Ended September 30, 2016

	<u>Balance October 1, 2015</u>	<u>Additions</u>	<u>Deductions</u>	<u>Balance September 30, 2016</u>
Tax Collector:				
Assets				
Cash	\$ 2,953,810	\$ 192,859,015	\$ 192,344,708	\$ 3,468,117
Receivables:				
Accounts	108,066	11,144,318	11,107,736	144,648
Total assets	<u>\$ 3,061,876</u>	<u>\$ 204,003,333</u>	<u>\$ 203,452,444</u>	<u>\$ 3,612,765</u>
Liabilities				
Accounts payable	\$ 468,398	\$ 12,621,428	\$ 12,344,512	\$ 745,314
Due to other governments	739,154	182,602,476	182,373,637	967,993
Installment tax deposits	1,854,324	4,153,561	4,108,427	1,899,458
Total liabilities	<u>\$ 3,061,876</u>	<u>\$ 199,377,465</u>	<u>\$ 198,826,576</u>	<u>\$ 3,612,765</u>
 Total All Agency Funds:				
Assets				
Cash	\$ 7,860,452	\$ 298,695,171	\$ 298,806,683	\$ 7,748,940
Receivables:				
Accounts	1,146,389	40,436,764	39,825,355	1,757,798
Due from other governments	41,241	40,000	41,241	40,000
Total assets	<u>\$ 9,048,082</u>	<u>\$ 339,171,935</u>	<u>\$ 338,673,279</u>	<u>\$ 9,546,738</u>
Liabilities				
Accounts payable	\$ 2,271,195	\$ 90,989,199	\$ 91,191,098	\$ 2,069,296
Due to other governments	1,684,052	211,168,736	210,674,102	2,178,686
Deposits	3,238,511	22,577,321	22,416,534	3,399,298
Installment tax deposits	1,854,324	4,153,561	4,108,427	1,899,458
Total liabilities	<u>\$ 9,048,082</u>	<u>\$ 328,888,817</u>	<u>\$ 328,390,161</u>	<u>\$ 9,546,738</u>

See Independent Auditors' Report

STATISTICAL SECTION

STATISTICAL SECTION

This part of the Leon County Comprehensive Annual Financial Report presents detailed information as a context for understanding what the information in the financial statements, note disclosures, and required supplementary information says about the County's overall financial health.

Table of Contents

A. Financial Trends

These schedules contain trend information to help the reader understand how the County's financial performance and well-being have changed over time.

	<u>Page</u>
Schedule 1 Net Position by Component	182
Schedule 2 Changes in Net Position	183
Schedule 3 Fund Balances - Governmental Funds	185
Schedule 4 Changes in Fund Balances - Governmental Funds	186

B. Revenue Capacity

These schedules contain information to help the reader assess the County's most significant local revenue source, the property tax.

	<u>Page</u>
Schedule 5 Value of Taxable Property	187
Schedule 6 Direct and Overlapping Property Tax Rates	188
Schedule 7 Principal Property Tax Payers	189
Schedule 8 Property Tax Levies and Collections	190

C. Debt Capacity

These schedules present information to help the reader assess the affordability of the County's current level of outstanding debt and the County's ability to issue additional debt in the future.

	<u>Page</u>
Schedule 9 Ratios of Outstanding Debt by Type	191
Schedule 10 Ratios of General Bonded Debt Outstanding (See notes)	--
Schedule 11 Direct and Overlapping Governmental Activities Debt	192
Schedule 12 Legal Debt Margin Information (See notes)	--
Schedule 13 Pledged Revenue Coverage	193

D. Demographic and Economic Information

These schedules offer demographic and economic indicators to help the reader understand the environment within which the County's financial activities take place.

	<u>Page</u>
Schedule 14 Demographic and Economic Statistics	194
Schedule 15 Principal Employers	195

E. Operating Information

These schedules contain service and infrastructure data to help the reader understand how the information in the County's financial report relates to the services the County provides and the activities it performs.

	<u>Page</u>
Schedule 16 Full Time Equivalent Employees by Function/Program	196
Schedule 17 Operating Indicators by Function/Program	197
Schedule 18 Capital Asset Statistics by Function/Program	198

Sources: Unless otherwise noted, the information in these schedules is derived from the Comprehensive Annual Financial Reports for the relevant year. The County implemented GASB Statement 34 in 2002; schedules presenting government-wide information include information beginning in that year.

Notes: Leon County does not have any General Bonded Debt; therefore Schedule 10 - Ratios of General Bonded Debt Outstanding is not applicable and has not been included in this report.

Neither Leon County Board of County Commissioners nor the Florida Statutes provide for a limit on the amounts of ad valorem taxes Leon County may levy for voted bonds. Therefore, Schedule 12 - Legal Debt Margin Information is not applicable and has not been included in this report.

Leon County, Florida
 Net Position by Component
 Last Ten Fiscal Years
 (accrual basis of accounting)

Schedule 1

	2007	2008	2009	2010	2011	2012	2013	2014	2015	2016
Governmental Activities										
Net Invested in Capital Assets Unrestricted	\$ 285,120,330	\$ 286,301,241	\$ 287,278,964	\$ 289,310,164	\$ 302,467,837	\$ 305,017,249	\$ 273,986,305	\$ 265,999,437	\$ 262,348,234	\$ 259,689,297
	106,644,325	126,048,339	130,142,472	126,547,066	110,469,530	105,293,161	131,911,334	41,302,130	31,490,330	9,672,518
	\$ 391,836,131	\$ 412,349,580	\$ 417,421,436	\$ 415,857,230	\$ 412,933,367	\$ 410,310,410	\$ 405,899,639	\$ 306,701,567	\$ 293,838,564	\$ 269,361,815
Total Governmental Activities Net Position										
Business-Type Activities										
Net Invested in Capital Assets Unrestricted	\$ 14,292,296	\$ 14,285,985	\$ 13,754,775	\$ 14,184,969	\$ 12,802,302	\$ 12,885,785	\$ 13,483,271	\$ 12,660,572	\$ 12,779,942	\$ 11,180,943
	3,974,228	3,164,627	7,234,464	7,210,510	7,420,502	6,572,106	5,176,527	5,206,381	5,755,465	3,196,703
	\$ 18,266,524	\$ 17,450,612	\$ 20,989,239	\$ 21,395,479	\$ 20,222,804	\$ 19,457,891	\$ 18,659,798	\$ 17,866,953	\$ 18,535,407	\$ 14,377,646
Total Business-Type Activities Net Position										
Primary Government										
Net Invested in Capital Assets Unrestricted	\$ 299,412,626	\$ 300,587,226	\$ 301,033,739	\$ 303,495,133	\$ 315,270,139	\$ 317,903,034	\$ 287,471,576	\$ 278,060,009	\$ 275,128,176	\$ 270,570,240
	110,618,553	129,212,966	137,376,936	133,757,576	117,886,032	111,865,267	137,087,861	46,508,511	37,245,795	19,069,221
	\$ 410,031,179	\$ 429,800,192	\$ 438,410,675	\$ 437,252,709	\$ 433,156,171	\$ 429,768,301	\$ 424,559,437	\$ 324,568,520	\$ 312,373,971	\$ 289,639,461
Total Primary Government Net Position										

Leon County, Florida
 Changes in Net Position
 Last Ten Fiscal Years
 (accrual basis of accounting)

Schedule 2

	2007	2008	2009	2010	2011	2012	2013	2014	2015	2016
Expenses										
Governmental Activities										
General Government	\$ 40,732,786	\$ 33,193,207	\$ 33,542,941	\$ 34,302,931	\$ 27,649,708	\$ 43,640,271	\$ 35,520,254	\$ 41,083,988	\$ 37,299,526	\$ 45,358,294
Public Safety	80,353,698	86,532,570	88,946,376	93,050,396	99,170,093	91,374,062	93,833,014	72,680,097	100,672,617	109,608,245
Physical Environment	13,564,145	12,036,277	14,263,413	12,100,907	12,973,691	18,769,696	13,716,681	19,921,878	17,172,502	15,250,095
Transportation	23,555,950	26,823,445	29,130,606	36,117,722	29,785,339	24,009,656	27,690,450	28,087,289	27,165,708	27,474,016
Economic Environment	8,290,534	7,354,824	7,152,771	5,311,939	5,562,142	5,439,563	5,494,532	5,005,066	5,489,043	6,116,303
Human Services	10,439,865	10,340,611	9,112,424	9,493,326	10,411,526	10,311,027	9,654,549	8,863,922	9,890,901	10,204,817
Culture and Recreation	12,404,847	12,067,207	12,121,143	11,644,162	11,638,097	12,459,591	12,976,631	15,159,875	15,678,452	19,470,976
Judicial	11,636,820	20,488,698	17,389,298	15,340,815	16,222,358	12,487,520	15,690,666	14,852,949	20,099,483	21,165,279
Interest on Long-Term Debt	4,799,245	4,552,318	4,314,676	4,066,328	3,772,885	3,377,190	3,693,362	2,473,494	1,958,500	1,210,809
Total Governmental Activities Expenses	\$ 205,777,690	\$ 213,387,157	\$ 215,973,648	\$ 221,428,526	\$ 217,185,539	\$ 221,878,576	\$ 218,180,159	\$ 208,128,508	\$ 235,426,732	\$ 255,658,534
Business-Type Activities										
Landfill	\$ 12,236,345	\$ 11,811,017	\$ 7,897,042	\$ 10,760,847	\$ 10,332,354	\$ 11,028,089	\$ 10,411,915	\$ 10,865,511	\$ 8,836,632	\$ 15,576,040
Total Business-Type Activities Net Position	\$ 12,236,345	\$ 11,811,017	\$ 7,897,042	\$ 10,760,847	\$ 10,332,354	\$ 11,028,089	\$ 10,411,915	\$ 10,865,511	\$ 8,836,632	\$ 15,576,040
Total Primary Government Expenses	\$ 218,014,235	\$ 225,198,174	\$ 223,870,690	\$ 232,189,373	\$ 227,518,193	\$ 232,906,665	\$ 228,592,054	\$ 218,994,019	\$ 244,263,364	\$ 271,434,874
Program Revenues										
Governmental Activities:										
Charges for Services:										
General Government	\$ 8,288,608	\$ 7,355,543	\$ 5,709,798	\$ 6,129,558	\$ 10,727,593	\$ 6,417,386	\$ 7,033,768	\$ 6,570,014	\$ 6,488,469	\$ 7,176,833
Public Safety	12,039,289	13,115,285	13,370,431	13,084,824	20,423,884	22,204,171	20,826,428	21,406,960	21,304,455	22,448,151
Physical Environment	3,428,623	3,043,138	1,966,179	972,767	1,005,546	882,309	999,772	1,167,134	1,052,321	1,356,172
Transportation	779,158	16,339,201	283,090	1,116,959	617,896	1,911,429	261,116	616,296	537,738	674,201
Economic Development	1,796,477	960,821	663,882	40,690	623,328	308,712	134,843	81,649	282,625	151,179
Human Services	41,030	242,677	1,810	0	0	0	0	0	0	0
Culture and Recreation	250,499	236,185	215,268	223,741	208,031	207,013	186,296	231,474	252,725	251,777
Judicial	10,497,726	9,862,627	8,011,285	3,300,041	3,411,676	3,221,417	5,078,375	8,124,162	7,867,373	7,559,275
Operating Grants and Contributions	8,442,244	7,069,724	10,138,269	18,087,903	13,870,056	12,904,665	10,964,375	4,306,897	4,116,174	4,976,678
Capital Grants and Contributions	1,024,585	110,057	0	2,700,669	2,855,961	7,140,402	6,298,167	2,207,827	3,728,650	4,635,878
Total Government Activities Program Revenues	\$ 46,588,239	\$ 58,035,258	\$ 40,380,012	\$ 45,657,152	\$ 53,743,971	\$ 55,195,504	\$ 51,783,140	\$ 44,712,433	\$ 45,630,530	\$ 49,230,144
Business-Type Activities:										
Charges for Services:										
Landfill	\$ 8,200,649	\$ 8,429,062	\$ 7,698,403	\$ 7,665,383	\$ 7,264,087	\$ 7,086,116	\$ 7,393,196	\$ 7,299,028	\$ 7,025,659	\$ 8,521,032
Antrak Station	0	0	0	0	0	0	0	0	0	0
Operational Grants and Contributions	0	0	0	0	0	0	0	0	0	0
Capital Grants and Contributions	0	0	0	0	0	0	0	0	0	0
Total Business-Type Activities Program Revenues	\$ 8,200,649	\$ 8,429,062	\$ 7,698,403	\$ 7,665,383	\$ 7,264,087	\$ 7,086,116	\$ 7,393,196	\$ 7,299,028	\$ 7,025,659	\$ 8,521,032
Total Primary Government Program Revenues	\$ 54,788,888	\$ 66,464,320	\$ 48,058,415	\$ 53,322,535	\$ 61,008,058	\$ 62,281,620	\$ 59,176,336	\$ 52,011,461	\$ 52,656,189	\$ 57,751,176

Leon County, Florida
Changes in Net Position
Last Ten Fiscal Years
(accrual basis of accounting)

Schedule 2

	2007	2008	2009	2010	2011	2012	2013	2014	2015	2016
Net (Expense)/Revenue										
Governmental Activities	\$ (159,189,651)	\$ (155,351,899)	\$ (175,613,636)	\$ (175,771,374)	\$ (163,441,868)	\$ (166,683,072)	\$ (166,396,999)	\$ (163,416,075)	\$ (189,796,202)	\$ (206,628,690)
Business - Type Activities	(4,035,696)	(3,381,955)	(198,639)	(3,095,464)	(3,066,267)	(3,941,973)	(3,018,719)	(3,566,483)	(1,810,973)	(7,055,008)
Total Primary Government Net Expense	\$ (163,225,347)	\$ (158,733,854)	\$ (175,812,275)	\$ (178,866,838)	\$ (166,510,135)	\$ (170,625,045)	\$ (169,415,718)	\$ (166,982,558)	\$ (191,607,175)	\$ (213,683,698)
General Revenue and Other Changes in Net Position										
Governmental Activities:										
Property Taxes	\$ 119,995,972	\$ 120,976,860	\$ 126,649,734	\$ 118,365,233	\$ 111,710,392	\$ 113,452,249	\$ 115,112,859	\$ 117,216,221	\$ 121,696,560	\$ 125,821,264
Local Option Taxes	7,255,981	10,468,751	10,073,472	10,455,428	10,801,829	11,368,575	11,334,118	13,983,539	15,662,169	15,995,971
Franchise Taxes	353,476	335,633	332,528	329,168	338,515	259,300	422,953	738	0	0
Communications Services Taxes	4,001,631	3,946,607	5,533,719	4,200,504	3,907,081	3,594,407	3,541,700	3,645,653	3,499,854	3,317,387
Motor Fuel Taxes	4,840,849	1,314,953	1,330,387	1,344,691	1,386,008	1,394,814	1,334,475	1,406,321	1,387,332	1,429,428
Local Option Fuel Taxes	0	0	0	0	0	0	0	0	0	0
Utility Services Taxes	5,309,710	5,610,057	5,879,568	6,201,090	6,393,821	7,237,283	6,310,193	5,748,142	5,909,755	7,053,470
Other Taxes	0	0	0	0	0	0	0	0	0	0
State Shared Revenues	21,595,408	20,755,560	19,842,258	19,874,886	20,262,388	20,677,564	21,057,619	21,759,803	22,939,326	23,335,699
Investment Earnings	10,960,744	7,416,609	7,610,220	5,203,974	2,335,089	3,665,023	345,398	1,000,246	1,919,544	2,232,685
Miscellaneous Revenues	3,023,480	5,590,374	5,093,652	9,561,022	3,193,573	3,407,602	3,187,239	3,112,562	4,327,783	3,718,175
Transfers	(1,037,469)	(478,580)	(1,660,246)	(1,328,828)	(189,329)	(996,702)	(680,326)	(881,170)	(409,144)	(552,138)
Total Governmental Activities	176,299,782	175,936,824	180,685,492	174,207,168	160,518,005	164,060,115	161,986,228	166,992,075	176,933,199	182,351,941
Business-Type Activities:										
Other Taxes	1,309,728	1,360,490	1,426,286	1,441,095	1,393,223	1,481,624	1,469,257	1,703,344	1,800,515	1,785,686
Investment Earnings	868,906	477,710	520,734	483,496	431,698	358,544	(39,482)	172,737	184,762	374,682
Miscellaneous Revenues	311,219	249,263	130,000	248,285	260,000	340,190	130,525	16,387	85,006	184,741
Transfers	1,037,469	478,580	1,660,246	1,328,828	(189,329)	996,702	680,326	881,170	409,144	552,138
Total Business-Type Activities	3,527,322	2,566,043	3,737,266	3,501,704	1,895,592	3,177,060	2,220,626	2,773,638	2,479,427	2,897,247
Total Primary Government	\$ 179,827,104	\$ 178,502,867	\$ 184,422,758	\$ 177,708,872	\$ 162,413,597	\$ 167,237,175	\$ 164,206,854	\$ 169,765,713	\$ 179,412,626	\$ 185,249,188
Change in Net Position										
Governmental Activities	\$ 17,110,131	\$ 20,584,925	\$ 5,071,856	\$ (1,564,206)	\$ (2,923,863)	\$ (2,622,957)	\$ (4,410,771)	\$ 3,576,000	\$ (12,863,003)	\$ (24,276,749)
Business-Type Activities	(508,374)	(815,912)	3,538,627	406,240	(1,172,675)	(764,913)	(798,093)	(792,845)	668,454	(4,157,761)
Total Primary Government Change in Net Position	\$ 16,601,757	\$ 19,769,013	\$ 8,610,483	\$ (1,157,966)	\$ (4,096,538)	\$ (3,387,870)	\$ (5,208,864)	\$ 2,783,155	\$ (12,194,549)	\$ (28,434,510)

Leon County, Florida
Fund Balances, Governmental Funds
Last Ten Fiscal Years
(modified accrual basis of accounting)

	2007	2008	2009	2010	2011	2012	2013	2014	2015	2016
General Fund										
Nonspendable	\$ -	\$ -	\$ -	\$ -	\$ 616,561	\$ 623,986	\$ 719,797	\$ 612,099	\$ 674,692	\$ 743,901
Restricted	-	-	-	-	-	-	-	-	-	-
Committed	-	-	-	-	413,897	3,081,165	1,986,530	5,964,568	6,511,947	4,813,626
Assigned	-	-	-	-	9,190,722	7,859,210	7,287,788	7,871,118	7,271,200	10,065,978
Unassigned	-	-	-	-	12,987,490	24,747,222	34,011,598	25,316,002	28,955,138	16,214,721
Reserved	51,421	33,471	42,764	20,000	-	-	-	-	-	-
Unreserved	31,545,115	19,087,244	17,509,284	20,227,912	-	-	-	-	-	-
Total General Fund	\$ 31,596,536	\$ 19,120,715	\$ 17,552,048	\$ 20,247,912	\$ 23,208,670	\$ 36,311,583	\$ 44,005,713	\$ 39,763,787	\$ 43,412,977	\$ 31,838,226
All Other Governmental Funds										
Nonspendable, reported in:										
Special Revenue Funds	\$ -	\$ -	\$ -	\$ -	\$ 1,798,960	\$ 3,788,116	\$ 4,090,370	\$ 36,503	\$ 12,840	\$ 17,241
Debt Service Funds	-	-	-	-	-	-	-	-	-	-
Capital Projects Funds	-	-	-	-	-	22,977	218,622	-	-	-
Restricted, reported in:										
Special Revenue Funds	-	-	-	-	12,465,034	10,032,046	8,603,102	18,341,606	21,615,108	18,382,207
Debt Service Funds	-	-	-	-	288,057	288,441	695,673	529,614	226,000	103,135
Capital Projects Funds	-	-	-	-	3,520,649	3,385,671	11,757,734	56,584,806	43,058,855	49,719,159
Committed, reported in:										
Special Revenue Funds	-	-	-	-	12,330,490	11,067,355	11,493,777	20,231,980	19,584,410	15,915,368
Debt Service Funds	-	-	-	-	-	-	-	-	-	-
Capital Projects Funds	-	-	-	-	36,709,493	12,725,405	2,636,809	-	-	-
Assigned, reported in:										
Special Revenue Funds	-	-	-	-	25,661,300	13,855,718	13,122,072	3,688,439	2,044,448	2,519,404
Debt Service Funds	-	-	-	-	1,200	1,200	1,200	-	-	-
Capital Projects Funds	-	-	-	-	51,088,243	72,281,774	-	-	-	-
Unassigned, reported in:										
Special Revenue Funds	-	-	-	-	(74,772)	(52,131)	(1,213)	(21,712)	-	(30)
Debt Service Funds	-	-	-	-	-	-	-	-	-	-
Capital Projects Funds	-	-	-	-	(1,911,017)	(1,303,527)	-	(21,830)	-	-
Reserved	4,557,831	8,589,758	2,746,482	2,135,629	-	-	-	-	-	-
Unreserved, reported in:										
Special Revenue Funds	52,150,351	42,334,363	36,340,905	45,135,614	-	-	-	-	-	-
Debt Service Funds	372,521	373,566	207,961	209,005	-	-	-	-	-	-
Capital Projects Funds	77,989,982	112,212,710	134,998,572	113,466,002	-	-	-	-	-	-
Total All Other Governmental Funds	\$ 135,070,685	\$ 163,510,397	\$ 174,293,920	\$ 160,946,250	\$ 141,876,437	\$ 126,093,045	\$ 52,618,146	\$ 99,369,406	\$ 86,541,661	\$ 86,656,484
Total Governmental Funds	\$ 166,667,221	\$ 182,631,112	\$ 191,845,968	\$ 181,194,162	\$ 165,085,107	\$ 162,404,628	\$ 96,623,859	\$ 139,133,193	\$ 129,954,638	\$ 118,494,710

Note- GASB 54 Fund Balance Reporting and Governmental Fund Type Definitions changed the way fund balances are reported beginning with fiscal year ending 2011. The new fund balance classifications for Governmental Funds only are Nonspendable, Restricted, Committed, Assigned, and Unassigned.

Leon County, Florida
Assessed Valuation and Estimated Actual Values of Taxable Property
Last Ten Fiscal Years

Schedule 5

Fiscal Year	Tax Year	Assessed Value			Total Assessed Property Values	Estimated Actual Property Values (2)	Exemptions (3)			Taxable Assessed Value (4)			Total Taxable Assessed Value	Total Direct Tax Rate (5)
		Real Property	Personal Property	Centrally Assessed (1) Property			Real Property	Personal Property	Centrally Assessed Property	Real Property	Personal Property	Centrally Assessed Property		
2007	2006	\$23,151,854,710	\$2,139,524,475	\$8,949,754	\$25,300,328,939	\$29,765,092,869	\$9,671,428,511	\$897,576,516	-	\$13,480,426,199	\$1,241,947,959	\$8,949,754	\$14,731,323,912	8.4900%
2008	2007	\$25,569,225,899	\$2,198,959,663	\$9,495,498	\$27,777,681,060	\$32,679,624,776	\$10,494,296,524	\$899,575,258	-	\$15,074,929,375	\$1,299,384,405	\$9,495,498	\$16,383,809,278	7.7130%
2009	2008	\$26,216,420,015	\$2,131,932,533	\$11,501,595	\$28,359,854,143	\$33,364,534,286	\$11,604,115,782	\$1,037,100,521	\$1,603,343	\$14,612,304,233	\$1,094,632,012	\$9,898,252	\$15,717,034,497	8.3500%
2010	2009	\$23,755,423,636	\$2,133,429,936	\$4,635,305	\$25,893,488,877	\$30,462,928,091	\$10,200,387,511	\$1,062,983,429	\$1,254,011	\$13,555,036,125	\$1,070,446,507	\$3,381,294	\$14,628,863,926	8.3500%
2011	2010	\$23,221,723,029	\$2,134,426,358	\$10,773,177	\$25,366,922,564	\$29,843,438,311	\$9,848,185,962	\$1,059,944,161	\$1,101,806	\$13,373,537,067	\$1,074,482,197	\$9,671,371	\$14,457,690,635	8.3500%
2012	2011	\$22,832,046,879	\$2,062,125,751	\$11,772,968	\$24,905,945,598	\$29,301,112,468	\$9,843,448,548	\$1,059,892,641	\$1,027,816	\$12,988,598,331	\$1,002,233,110	\$10,398,571	\$14,001,230,012	8.3500%
2013	2012	\$21,608,172,158	\$1,968,103,380	\$11,285,219	\$23,687,560,757	\$27,750,071,479	\$9,130,903,479	\$1,050,378,597	\$1,036,534	\$12,477,268,679	\$917,724,783	\$10,248,685	\$13,405,242,147	8.8144%
2014	2013	\$21,509,500,323	\$1,963,897,526	\$11,908,085	\$23,485,305,934	\$27,629,771,687	\$9,065,370,054	\$1,048,523,219	\$1,136,151	\$12,444,130,269	\$915,374,307	\$10,771,934	\$13,370,276,510	8.8144%
2015	2014	\$22,427,414,397	\$2,017,097,062	\$12,317,584	\$24,456,829,043	\$28,772,740,051	\$9,500,301,610	\$1,051,475,570	\$1,193,535	\$12,927,112,787	\$965,621,492	\$11,124,049	\$13,903,858,328	8.8144%
2016	2015	\$23,109,028,353	\$2,025,556,516	\$12,506,806	\$25,108,337,875	\$29,539,221,029	\$9,066,936,687	\$1,050,458,628	\$1,271,407	\$13,390,356,963	\$975,097,888	\$11,235,399	\$14,376,690,250	8.8144%

Source: Leon County Property Appraiser

Notes: (1) Centrally assessed property consists of railroad and telegraph systems which are assessed by the State of Florida.

(2) Based on Property Appraiser's estimate of assessed property valuation being 65% of market value.

(3) Exemptions that are allowed include those for government, qualified agricultural, religious, or other non-profit properties. There is a homestead exemption, with additional exemptions if a property owner is widowed, disabled or blind, a veteran, or 65 or older. Exemptions also reflect the "Save Our Homes" Florida Constitutional Amendment. Prior to tax year 2008, there were no exemptions for centrally assessed property.

(4) Taxable assessed value is the assessed value less applicable exemptions, and is subject to the direct tax rate.

(5) Tax Rate is per \$1,000 of value. See "Direct and Overlapping Property Tax Rates" for more information.

Leon County, Florida
 Direct and Overlapping Property Tax Rates
 Last Ten Fiscal Years
 (rate per \$1,000 of assessed value)

Schedule 6

Fiscal Year	2007	2008	2009	2010	2011	2012	2013	2014	2015	2016
Tax Year ⁽¹⁾	2006	2007	2008	2009	2010	2011	2012	2013	2014	2015
Board of County Commissioners:										
General Fund	7.9900	7.2130	7.8500	7.8500	7.8500	7.8500	8.3144	8.3144	8.3144	8.3144
County Fire MSTU	-	-	-	-	-	-	-	-	-	-
County Health MSTU	0.0000	0.0000	0.0000	0.0000	0.0000	0.0000	0.0000	0.0000	0.0000	0.0000
Emergency Medical Services	0.5000	0.5000	0.5000	0.5000	0.5000	0.5000	0.5000	0.5000	0.5000	0.5000
Total Direct County	<u>8.4900</u>	<u>7.7130</u>	<u>8.3500</u>	<u>8.3500</u>	<u>8.3500</u>	<u>8.3500</u>	<u>8.8144</u>	<u>8.8144</u>	<u>8.8144</u>	<u>8.8144</u>
District School System:										
District School Operating	7.9200	7.4450	7.5960	7.7920	8.0340	7.7900	7.7470	7.3860	7.4230	7.2348
District School Debt Service	<u>0.5360</u>	<u>0.4770</u>	<u>0.2240</u>	<u>0.0000</u>	<u>0.0000</u>	<u>0.0000</u>	<u>0.0000</u>	<u>0.0000</u>	<u>0.0000</u>	<u>0.0000</u>
Total School System	<u>8.4560</u>	<u>7.9220</u>	<u>7.8200</u>	<u>7.7920</u>	<u>8.0340</u>	<u>7.7900</u>	<u>7.7470</u>	<u>7.3860</u>	<u>7.4230</u>	<u>7.2348</u>
Special Districts:										
Falls Chase Special Taxing District	-	-	-	-	-	-	-	-	-	-
Independent Special Service District:										
NW Florida Water Management District	0.0500	0.0450	0.0450	0.0450	0.0450	0.0400	0.0400	0.0400	0.0400	0.0378
Downtown Improvement Authority	1.0000	1.0000	1.0000	1.0000	1.0000	1.0000	1.0000	1.0000	1.0000	1.0000
Municipalities:										
Tallahassee	3.7000	3.1686	3.2115	3.7000	3.7000	3.7000	3.7000	3.7000	3.7000	4.2000

Sources: Leon County Property Appraiser
 Leon County Tax Collector

⁽¹⁾ - The taxes for a tax year is based on the value as of January 1. For example, the taxes levied for the 2006 tax year Ad Valorem Assessment Roll of Leon County is due beginning November 2006. Likewise, the tax rates are applicable to the 2006 tax rolls. Taxes paid based on this will be paid during the following fiscal year, which would be FY 2007.

Leon County, Florida
Principal Property Taxpayers
Current Year and Nine Years Ago

Schedule 7

Taxpayer	Total Assessed Value	Rank	Percentages of Total Net Assessed Value	Total Assessed Value	Rank	Percentages of Total Net Assessed Valuation
Sprint-Florida, Inc./EMBARQ/CenturyLink	\$ 116,392,145	2	0.78%	\$ 266,557,817	1	1.55%
Smith Interest General Partnership (Governor's Square Mall)	141,283,764	1	0.95%	150,273,764	2	0.81%
Tallahassee Medical Center, Inc.				78,922,868	4	0.40%
Florida Gas Transmission Co.	77,270,281	3	0.52%	59,084,105	8	0.25%
DRA CRT Kogerama Land, LLC	55,743,136	7	0.38%	71,024,325	5	0.25%
Talquin Electric Coop, Inc.	59,892,717	5	0.40%	127,972,912	3	0.58%
Wal-Mart Stores, Inc.	50,903,513	8	0.34%	5,184,102	7	0.27%
St. Joe Company	38,732,050	11	0.26%			
Comcast Cablevision, Inc.	48,931,761	9	0.33%	41,913,162	9	0.20%
Bainbridge Campus Circle Apartments, LLC	40,592,293	10	0.27%			
Capital City Bank						
Capital Regional Medical Center	69,311,817	4	0.47%			
J A Stiles III, Etal, Trust (Tallahassee Mall)				63,667,295	6	0.31%
City of Tallahassee				41,504,451	10	0.31%
District Joint Venture, LLC	57,315,734	6	0.39%			
Woodlands of Tallahassee, LLC	39,398,190	10	0.27%			
Blairstone Properties, LLC						
Total Principal Property Taxpayers Real Property Assessed Valuation	<u>\$ 795,767,401</u>		5.35%	<u>\$ 906,104,801</u>		5.53%
Total County Taxable Valuation	<u>\$ 14,861,868,765</u>			<u>\$ 16,383,809,278</u>		

Source: Leon County Property Appraiser's Office

Leon County, Florida
Property Tax Levies and Collections
Last Ten Fiscal Years

Schedule 8

Fiscal Year	Tax Year ⁽¹⁾	Taxes Levied for the Fiscal Year	Collected within the Fiscal Year of the Levy		Collections in Subsequent Years	Total Collections to Date	
			Amount	Percentage of Levy		Amount	Percentage of Levy
2006	2005	\$ 107,715,634	\$ 102,485,244	95.14%	\$ 61,015	\$ 102,546,259	95.20%
2007	2006	\$ 117,708,558	\$ 113,207,395	96.18%	\$ 83,618	\$ 113,291,013	96.25%
2008	2007	\$ 118,178,924	\$ 112,348,176	95.07%	\$ 259,433	\$ 112,607,609	95.29%
2009	2008	\$ 123,378,740	\$ 118,054,500	95.68%	\$ 412,010	\$ 118,466,510	96.02%
2010	2009	\$ 114,836,598	\$ 110,094,266	95.87%	\$ 195,219	\$ 110,289,485	96.04%
2011	2010	\$ 113,492,889	\$ 108,237,788	95.37%	\$ 619,420	\$ 108,857,208	95.92%
2012	2011	\$ 109,909,672	\$ 105,069,896	95.60%	\$ 224,882	\$ 105,294,778	95.80%
2013	2012	\$ 111,456,547	\$ 107,426,859	96.38%	\$ 169,148	\$ 107,596,007	96.54%
2014	2013	\$ 111,296,475	\$ 107,221,140	96.34%	\$ 1,045,374	\$ 108,266,513	97.28%
2015	2014	\$ 116,279,569	\$ 110,715,168	95.21%	\$ 205,178	\$ 110,920,346	95.39%
2016	2015	\$ 119,678,934	\$ 115,201,477	96.26%	\$ -	\$ 115,201,477	96.26%

Notes: Property taxes become due and payable on November 1 of each year. A four percent discount is allowed if the taxes are paid in November, with the discount declining by one percent each thereafter. Accordingly, taxes collected will never be 100 percent of tax levy. Taxes become delinquent on April 1 of each year and tax certificates for the full amount of any unpaid taxes and assessments must be sold not later than June 1 each year.

⁽¹⁾ - The taxes for a tax year is based on the value as of January 1. Those taxes become due and payable on November 1 of each year. Therefore, the taxes levied for the 2007 tax year Ad Valorem Assessment Roll of Leon County is due beginning November 2007. Taxes paid based on this will be paid during the following fiscal year, 2007-2008.

Source: Leon County Property Appraiser/ Leon County Tax Collector

Leon County, Florida
Ratios of Outstanding Debt by Type
Last Ten Fiscal Years

Schedule 9

Year	Governmental Activities				Total Primary Government	Percentage of Personal Income ⁽¹⁾	Debt Per Capita ⁽¹⁾
	General Obligation Bonds	Revenue Bonds	Capital Leases	Notes Payable			
2007	\$ -	\$ 93,305,000	\$ -	\$ 4,185,927	\$ 97,490,927	1.08%	357
2008	\$ -	\$ 88,630,000	\$ -	\$ 3,875,045	\$ 92,505,045	0.97%	337
2009	\$ -	\$ 83,730,000	\$ -	\$ 3,560,547	\$ 87,290,547	0.91%	318
2010	\$ -	\$ 78,595,000	\$ -	\$ 3,234,163	\$ 81,829,163	0.84%	297
2011	\$ -	\$ 73,262,830	\$ -	\$ 2,870,700	\$ 76,133,530	0.69%	276
2012	\$ -	\$ 67,621,070	\$ -	\$ 2,493,500	\$ 70,114,570	0.62%	253
2013	\$ -	\$ 62,519,000	\$ -	\$ 2,102,044	\$ 64,621,044	0.60%	232
2014	\$ -	\$ 57,186,000	\$ -	\$ 1,695,793	\$ 58,881,793	**	209
2015	\$ -	\$ 50,553,000	\$ -	\$ 1,274,188	\$ 51,827,188	**	182
2016	\$ -	\$ 43,455,000	\$ -	\$ 836,648	\$ 44,291,648	**	154

⁽¹⁾ - Personal Income Information and Population Information is available on Schedule 14 - Demographic and Economic Statistics.

** - Personal income data was not available.

Leon County, Florida
 Direct and Overlapping Governmental Activities Debt
 As of September 30, 2016

Schedule 11

Governmental Unit	Debt Outstanding	Estimated Percentage Applicable	Estimated Share of Direct and Overlapping Debt
Overlapping debt			
City of Tallahassee	\$ 91,825,000	100.00%	\$ 91,825,000
Leon County School Board	133,849,000	100.00%	<u>\$ 133,849,000</u>
Subtotal, overlapping debt			\$ 225,674,000
Direct debt			\$ 44,291,648
Total direct and overlapping debt			<u><u>\$ 269,965,648</u></u>

Note: All of the County's direct debt is non self-supporting revenue debt; the County has no general obligation debt.

Source: Debt outstanding data provided by each governmental unit.

Leon County, Florida
Pledged Revenue Coverage
Last Ten Fiscal Years

Schedule 13

Fiscal Year	Pledged Revenues	Debt Service Requirements										Sunshine St. Revenue	Total	Debt Coverage						
		2015	2014	2012A	2012B	2011	2005	2003A	2003B	1999	1998A				1998B	1997	1993			
2007	14,673,592	\$	-	-	-	-	\$ 2,552,175	\$ 352,170	\$ 601,510	\$ 498,325	\$	-	\$ 2,870,200	\$ 340,600	\$ 1,714,375	\$	-	\$ 8,929,355	1.64	
2008	14,179,662	\$	-	-	-	-	\$ 2,896,537	\$ 352,170	\$ 601,510	\$ 2,200,275	\$	-	\$ 2,874,937	\$	-	-	\$	-	\$ 8,925,429	1.59
2009	12,745,692	\$	-	-	-	-	\$ 2,894,887	\$ 352,170	\$ 601,510	\$ 2,206,039	\$	-	\$ 2,873,900	\$	-	-	\$	-	\$ 8,928,506	1.43
2010	12,332,062	\$	-	-	-	-	\$ 5,097,075	\$ 352,170	\$ 601,510	-	\$	-	\$ 2,877,088	\$	-	-	\$	-	\$ 8,927,843	1.38
2011	12,488,979	\$	-	-	-	\$ 2,601,137	\$ 5,101,400	\$ 352,170	\$ 601,510	-	\$	-	\$ 189,719	\$	-	-	\$	-	\$ 8,845,936	1.41
2012	12,568,133	\$	-	-	-	\$ 2,747,513	\$ 5,100,425	\$ 352,170	\$ 601,510	-	\$	-	\$	-	-	-	\$	-	\$ 8,801,618	1.43
2013	13,084,677	\$	106,472	\$ 343,506	\$ 442,945	\$ 2,716,960	\$ 5,097,219	\$ 78,153	\$ 133,486	-	\$	-	\$	-	-	-	\$	-	\$ 8,475,795	1.54
2014	13,604,383	\$	285,314	\$ 136,406	\$ 443,474	\$ 442,945	\$ 7,604,491	\$	-	-	\$	-	\$	-	-	-	\$	-	\$ 8,469,155	1.61
2015	14,270,866	\$	558,780	\$ 136,406	\$ 443,474	\$ 443,474	\$ 7,246,550	\$	-	-	\$	-	\$	-	-	-	\$	-	\$ 8,385,209	1.70
2016	14,825,027	\$	558,471	\$ 136,406	\$ 443,877	\$ 443,877	\$	-	-	-	\$	-	\$	-	-	-	\$	-	\$ 8,077,654	1.84

NOTE: Pledged Revenues for the 1999 and 1997 Bonds include Race Track Funds, County Officers Excess Fees, License Revenue from State, Landfill Net Operating Revenues, Forestry Receipts, Electric Franchise Fees, Sheriffs Fees, and Local Government Half-Cent Sales Tax.

NOTE: Pledged Revenues for the 1998 A&B, 1999, 2003 A&B, 2011, 2012 A&B, 2014, and 2015 Bonds include the Local Government Half-Cent Sales Tax, the Guaranteed Entitlement Revenues, the Second Guaranteed Entitlement and the Additional State Revenue Sharing Funds (2011, 2012 A&B, 2014, and 2015).

Leon County, Florida
Demographic and Economic Statistics
Last Ten Fiscal Years

Schedule 14

Year	Population ⁽¹⁾	Personal Income ⁽²⁾ <i>(thousands of dollars)</i>	Per Capita Income ⁽²⁾	Public School Enrollment ⁽³⁾	Unemployment Rate ⁽⁴⁾		
					Leon County	Florida	United States
2007	272,896	\$ 8,999,722	\$ 34,332	32,472	2.9%	3.8%	4.6%
2008	274,892	\$ 9,499,138	\$ 35,900	32,537	5.4%	7.8%	7.1%
2009	274,803	\$ 9,605,088	\$ 36,148	32,708	*	7.7%	11.6%
2010	275,800	\$ 9,691,296	\$ 35,129	33,326	*	8.3%	11.6%
2011	276,278	\$ 10,976,399	\$ 39,441	33,218	*	7.6%	9.7%
2012	277,670	\$ 11,301,598	\$ 39,827	33,431	*	6.3%	7.9%
2013	278,377	\$ 10,807,304	\$ 38,345	33,748	*	5.7%	6.9%
2014	281,292	\$ 6,482,426	\$ 38,305	33,682	*	5.5%	6.1%
2015	284,443	\$ 11,356,308	\$ 26,522	33,737	*	5.0%	5.4%
2016	287,645	N/A ⁽⁵⁾	N/A ⁽⁵⁾	34,958	*	4.6%	4.9%

Notes: (1) Source: Florida Research and Economic Database: U.S. Department of Commerce, Bureau of the Census and University of Florida - Bureau of Economic and Business Research.

(2) Source: Fred Economic Research

(3) Source: United States Census Bureau

(4) Source: U.S. Department of Labor, Bureau of Labor Statistics;

(5) Information is not available.

* Unemployment rates are preliminary calculations.

Leon County, Florida
Principal Employers
Current Year and Nine Years Ago

Schedule 15

Employer	2016			2007		
	Employees	Rank	Percentage of Total Employment	Employees	Rank	Percentage of Total Employment
State of Florida	24,599	1	17.64%	25,392	1	18.95%
Florida State University	14,251	2	10.22%	8,028	2	5.99%
Leon County Schools	4,229	4	3.03%	4,403	3	3.29%
Tallahassee Memorial HealthCare	4,586	3	3.29%	2,750	5	2.05%
City of Tallahassee	2,865	5	2.05%	3,327	4	2.48%
Publix Super Markets	2,102	6	1.51%	2,000	7	1.49%
Florida A&M University	1,923	7	1.38%	2,681	6	2.00%
Leon County	1,747	8	1.25%	1,815	8	1.35%
ACS Inc.				1,200	9	0.90%
Wal-Mart	1,300	9	0.93%	900	10	0.67%
Tallahassee Community College	1,282	10	0.92%			
Alltel						0.00%
Total Top Ten Employers	<u>58,884</u>		<u>42.22%</u>	<u>52,496</u>		<u>39.17%</u>
Total Employment within Leon County	<u>139,474</u>		<u>100.00%</u>	<u>134,027</u>		<u>100.00%</u>

Sources:

Tallahassee Chamber of Commerce
Tallahassee Leon County Economic Development Council
Florida State University, Office of Institutional Research, Fact Sheet
FL DOE, EIAS Publications
State of Florida, Department of Management Services, People First Data Warehouse

Leon County, Florida
 Full-Time Equivalent County Government Employees by Function/Program
 Last Ten Fiscal Years

Schedule 16

Function/Program	2007	2008	2009	2010	2011	2012	2013	2014	2015	2016
Governmental Activities										
Legislative/Administrative	14	14	14	14	14	14	14	14	14	14
County Commission	13	12	12	10	12	12	12	12	12	12
County Attorney	4	4	6	5	5	3	3	3	3	4
Administration	23	22	19	19	19	28	29	30	29	33.5
Other										
Constitutional										
Clerk of Circuit Court (non court related beginning 2005)	26	26	26	26	26	25	25	25	25	25
Property Appraiser	58	58	56	54	53	52	53	52	52	52
Supervisor of Elections	17	17	17	17	17	17	17	17	18	19
Tax Collector	86	86	86	86	86	86	86	86	86	86
Public Safety										
Sheriff	640	641	640	637	639	643	602	604	606	608
Public Services										
EMS	94.1	95.5	103.85	111.35	111.35	111.45	107.1	107.2	121.2	121.2
Other	75.18	67.18	72.18	88.18	81.18	74.18	71.18	68	70	66.2
Management Services	150	150	147	144	147	145	149	145	145	126.17
Growth & Environmental Management										
Public Works	69	69	68	59	50	50	50	50	54	57
Culture/Recreation										
Libraries	115.20	115.70	109.70	103.70	103.70	103.70	103.20	101.70	101.70	101.70
Parks	25	25	25	25	25	25	28	28	28	29
Court Related	6	7	11	10.5	9	10.5	8.5	8.5	8.5	8.5
Court Related-Clerk's Office	156.50	156.50	156.50	143.00	143.00	143.00	143.00	143.00	143.00	143.00
Business-Type Activity										
Physical Environment										
Solid Waste	47	47	47	40	40	41	37	35	35	34.45
Leon County Total	1,814.98	1,808.88	1,806.23	1,782.73	1,771.23	1,766.83	1,717.98	1,711.40	1,733.40	1,722.72

Source: Leon County Annual Budget

Leon County, Florida
Operating Indicators by Function/Program
Last Ten Fiscal Years

Schedule 17

Function/Program	2007	2008	2009	2010	2011	2012	2013	2014	2015	2016
General Government										
Community Development										
Building permits issued	3,033	3,437	2,890	3,189	3,221	3,736	2,788	3,530	5,147	3,842
Environmental inspections performed	32,042	27,720	30,369	25,418	25,672	19,425	12,040	13,570	15,690	13,850
Public Safety										
EMS										
E-911 calls processed	29,246	30,815	30,719	31,076	33,100	33,762	34,685	35,500	35,565	37,296
Transports made	19,710	21,203	21,780	22,144	23,200	23,664	24,020	24,620	26,326	26,852
Sheriff Department										
Warrants served	4,785	4,881	6,858	6,995	7,985	7,488	7,202	6,334	5,894	4,030
Civil processes served	29,913	32,570	35,404	36,112	35,802	36,652	24,790	23,962	26,580	3,000
Visitors Checked at Courthouse Entrances	--	463,224	411,172	419,395	431,972	389,858	391,807	380,769	316,234	285,000
Transportation										
Repair sign panels	7,000	7,000	7,000	7,000	7,000	9,000	9,000	9,000	7,000	7,000
Asphalt road repairs (tons)	1,000	1,250	1,200	1,250	1,250	800	800	800	800	800
Human Services										
Number of emergency services provided	200	218	200	104	189	200	150	150	95	50
Health Services										
Number of clients provided health services	5,000	10,857	17,219	8,000	11,400	19,400	20,000	20,500	20,000	20,000
Animal Services										
Requests for services	7,800	8,786	10,113	10,115	8,973	9,700	9,100	9,500	7,000	6,250
Responded to reported animal cruelty complaints	220	387	426	413	394	432	572	330	270	220
Culture/Recreation										
Libraries										
Number of cardholders	163,508	177,952	195,623	209,325	221,870	235,921	248,622	165,141	174,104	183,774
Items available for circulation	2,071,953	2,071,953	1,823,319	1,823,319	1,824,000	1,823,331	1,882,803	1,095,896	1,920,000	1,800,000
Number of library visits	1,212,313	1,212,313	1,066,835	1,098,840	1,117,949	1,122,925	1,074,408	1,901,631	1,100,300	1,100,300
Parks and Recreation										
Number of community parks	14	14	17	18	18	18	10	11	18	19
Number of boat landings	22	23	23	23	23	23	23	23	22	25
Number of sports facilities	8	8	8	8	8	8	8	8	9	9
Number of campgrounds	3	3	3	3	3	3	3	3	3	3
Number of community centers	5	5	5	5	5	5	6	6	6	6
Number of greenways	2	2	2	2	2	2	2	2	3	3
Number of youth participating in sports activities	4,500	2,975	2,810	2,950	3,000	3,200	3,000	3,000	3,000	2,500
Court Related										
Probation and Pre-trial Release										
Supervision of defendants through GPS program	300/month	64/month	524/month	464/month	519/month	450/month	--	--	--	--
Business-Type Activity										
Environment										
Solid Waste										
Annual tonnage processed at Transfer Station	192,313	189,000	175,000	184,971	185,571	173,371	150,000	150,000	175,500	178,406
Rural Waste Service Center Recycling tonnage	720	--	679	700	700	650	550	560	600	600
Stormwater Maintenance										
Cleaning and reshaping of roadside ditches	225,000	225,000	225,000	225,000	225,000	225,000	150,000	150,000	150,000	150,000
Hazardous Waste										
Total lbs/tons of hazardous material processed*	390,000	387,130	560,000	925,000	375	375	400	420	450	450
Number/percent of petroleum storage tanks inspected**	590	540	540	540	540	100%	100%	100%	100%	100%
Water quality sampled and analyzed	3,600	8,751	10,203	10,332	7,956	6,150	8,146	9,754	10,307	10,616

Sources: Leon County Annual Budgets and Leon County Annual Reports

* Beginning in 2011 this measure was changed to the amount of tons processed.
** Beginning in 2012 this measure was changed to the percentage of regulated facility's inspected.

Leon County, Florida
Capital Asset Statistics by Function/Program
Last Ten Fiscal Years

Schedule 18

<u>Function/Program</u>	2007	2008	2009	2010	2011	2012	2013	2014	2015	2016
General Government										
Building and Grounds										
Total square footage of facilities maintained	1,312,684	1,345,648	1,320,894	1,347,018	1,420,193	1,433,268	1,555,832	1,563,762	1,563,762	1,563,762
Vehicles	177	221	21	21	21	21	21	29	33	44
Heavy Equipment Vehicles	87	85	0	4	4	4	4	11	11	11
Public Safety										
Sheriff Department Vehicles	73	107	64	32	47	35	218	225	234	234
Transportation										
Road and Bridge										
Bridges Maintained	31	31	31	31	31	31	31	31	31	31
Vehicles	24	15	12	2	2	2	2	2	2	2
Culture/Recreation										
Libraries										
Locations	6	6	6	6	6	6	6	6	7	7
Parks and Recreation										
Number of County Parks	35	35	35	35	35	35	35	35	35	35
Acreage	2,843.00	2,970.00	3,298.15	3,439.49	3,561.00	3,561.00	3,561.00	3,561.00	3,561.00	3,561.00
Business-Type Activity										
Physical Environment										
Solid Waste										
Vehicles	13	15	18	17	17	17	24	24	24	24
Heavy Equipment Vehicles	13	16	14	20	20	20	12	12	12	16
Landfill										
Landfill acres	178	178	178	178	178	178	178	178	178	178

Sources: Leon County Annual Budgets and Leon County Annual Reports, Asset Information Files, and Departmental Records

Note: Data for previous year is not currently available.