

Leon County, Florida



Comprehensive Annual Financial Report *For The Fiscal Year Ended September 30, 2010*

Prepared by the
Department of Finance

TABLE OF CONTENTS

I. INTRODUCTORY SECTION

Title Page	<i>i</i>
Table of Contents	<i>ii</i>
Principal Officers	<i>v</i>
Organizational Charts	<i>vi</i>
Letter of Transmittal	<i>xii</i>
Statement of Responsibility	<i>xxi</i>
Certificate of Achievement for Excellence in Financial Reporting.....	<i>xxii</i>

II. FINANCIAL SECTION

Independent Auditors' Report	1
Management's Discussion and Analysis	3

Basic Financial Statements:

Government-wide Financial Statements:

Statement of Net Assets	13
Statement of Activities.....	14

Fund Financial Statements:

Governmental Fund Financial Statements:

Balance Sheet – Governmental Funds	16
Reconciliation of the Balance Sheet of Governmental Funds to the Statement of Net Assets	18
Statement of Revenues, Expenditures, and Changes in Fund Balances – Governmental Funds	19
Reconciliation of the Statement of Revenues, Expenditures, and Changes in Fund Balances of Governmental Funds to the Statement of Activities.....	21
Statement of Revenues, Expenditures, and Changes in Fund Balances – Budget and Actual for Major Funds with Annually Appropriated Budgets:	
General Fund.....	22
Fine and Forfeiture Fund	23
Grants Fund.....	24

Proprietary Fund Financial Statements:

Statement of Net Assets – Proprietary Funds	25
Statement of Revenues, Expenses and Changes in Net Assets – Proprietary Funds.....	26
Statement of Cash Flows – Proprietary Funds.....	27

Fiduciary Fund Statements:

Statement of Fiduciary Net Assets – Agency Funds	29
--	----

Notes to Financial Statements.....	30
------------------------------------	----

Supplementary Information:

Combining and Individual Funds Statements and Schedules:

General Fund Combining Schedules:

Combining Balance Sheet – General Fund.....	82
Combining Statement of Revenues, Expenditures, and Changes in Fund Balances – General Fund.....	84
Nonmajor Governmental Funds:	
Combining Balance Sheet – Nonmajor Governmental Funds.....	86
Combining Statement of Revenues, Expenditures and Changes in Fund Balances – Nonmajor Governmental Funds.....	87
Nonmajor Special Revenue Funds:	
Descriptions.....	88
Combining Balance Sheet - Nonmajor Special Revenue Funds.....	93
Combining Statement of Revenues, Expenditures and Changes in Fund Balances – Nonmajor Special Revenue Funds.....	101
Schedule of Revenues, Expenditures, and Changes in Fund Balances – Budget and Actual for Nonmajor Special Revenue Funds.....	109
Nonmajor Debt Service Funds:	
Descriptions.....	139
Combining Balance Sheet – Nonmajor Debt Service Funds.....	140
Combining Statement of Revenues, Expenditures, and Changes in Fund Balances – Nonmajor Debt Service Funds.....	142
Schedule of Revenues, Expenditures, and Changes in Fund Balance – Budget and Actual for Debt Service Funds.....	144
Nonmajor Capital Projects Funds:	
Descriptions.....	151
Combining Balance Sheet – Nonmajor Capital Projects Funds.....	153
Combining Statement of Revenues, Expenditures and Changes in Fund Balances – Nonmajor Capital Projects Funds.....	156
Schedule of Revenues, Expenditures, and Changes in Fund Balances – Budget and Actual for Capital Projects Funds.....	159
Nonmajor Proprietary Funds:	
Enterprise Funds Descriptions.....	170
Internal Service Funds:	
Descriptions.....	171
Combining Statement of Net Assets – Internal Service Funds.....	172
Combining Statement of Revenues, Expenses and Changes in Net Assets – Internal Service Funds.....	173
Combining Statement of Cash Flows – Internal Service Funds.....	174
Trust and Agency Fiduciary Funds:	
Descriptions.....	176
Combining Statement of Fiduciary Net Assets – Agency Funds.....	177
Combining Statement of Changes in Fiduciary Assets and Liabilities – Agency Funds.....	178

III. STATISTICAL INFORMATION

See Statistical Section for Table of Contents

LEON COUNTY, FLORIDA

PRINCIPAL OFFICERS

BOARD OF COUNTY COMMISSIONERS

Bob Rackleff - **Chairman** - District 5
John E. Dailey - **Vice Chairman** - District 3
William G. (Bill) Proctor, Jr. - District 1
Jane G. Sauls - District 2
Bryan Desloge - District 4
Akin Akinyemi - At-Large
Cliff Thaell - At-Large

COUNTY ADMINISTRATOR

Parwez Alam

COUNTY ATTORNEY

Herbert W.A. Thiele

TAX COLLECTOR

Doris Maloy

SHERIFF

Larry Campbell

PROPERTY APPRAISER

Bert Hartsfield

SUPERVISOR OF ELECTIONS

Ion Sancho

**CLERK OF THE CIRCUIT/COUNTY COURTS
AND
CLERK TO BOARD OF COUNTY COMMISSIONERS**

Robert B. (Bob) Inzer

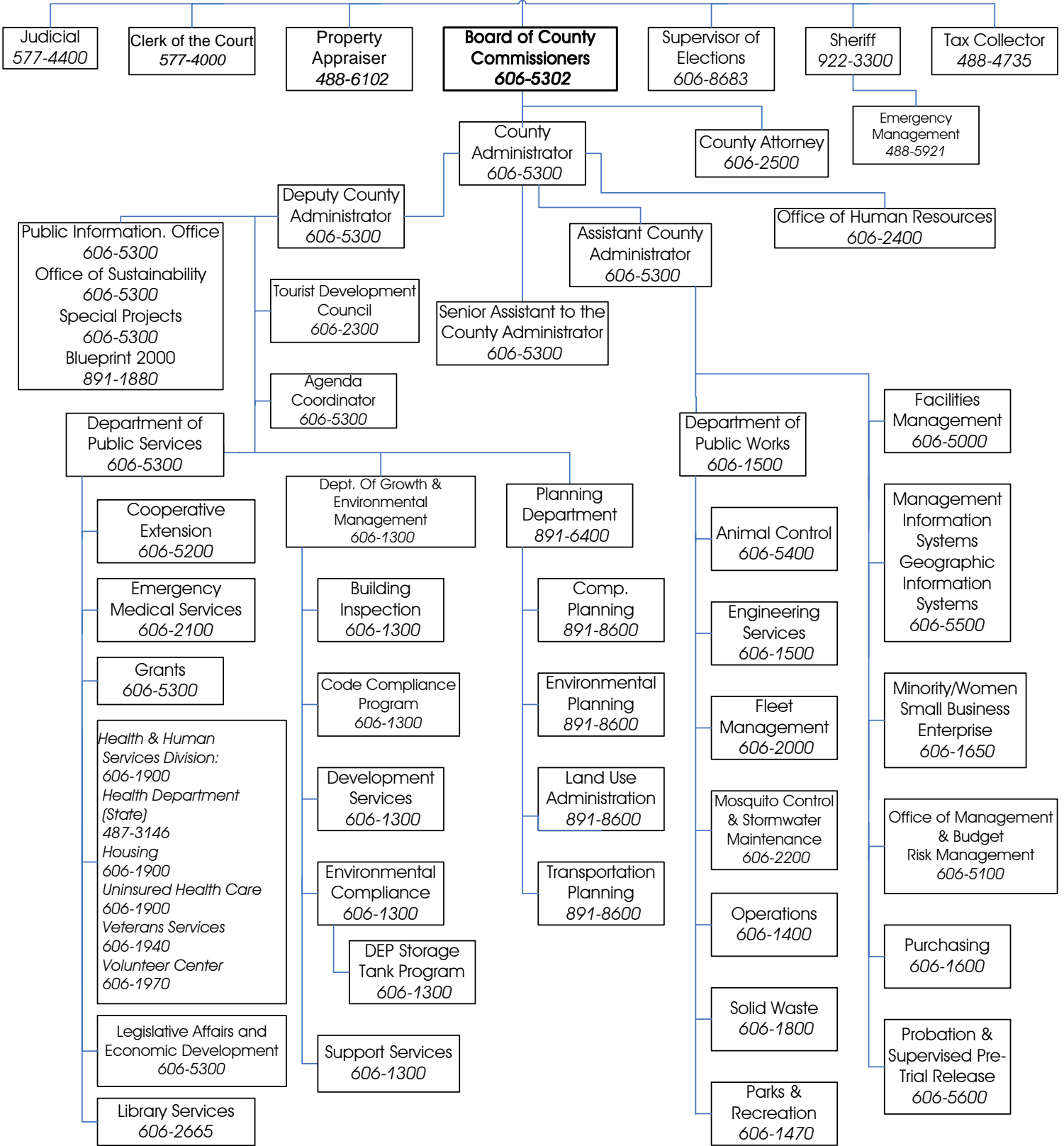
DIRECTOR OF FINANCE

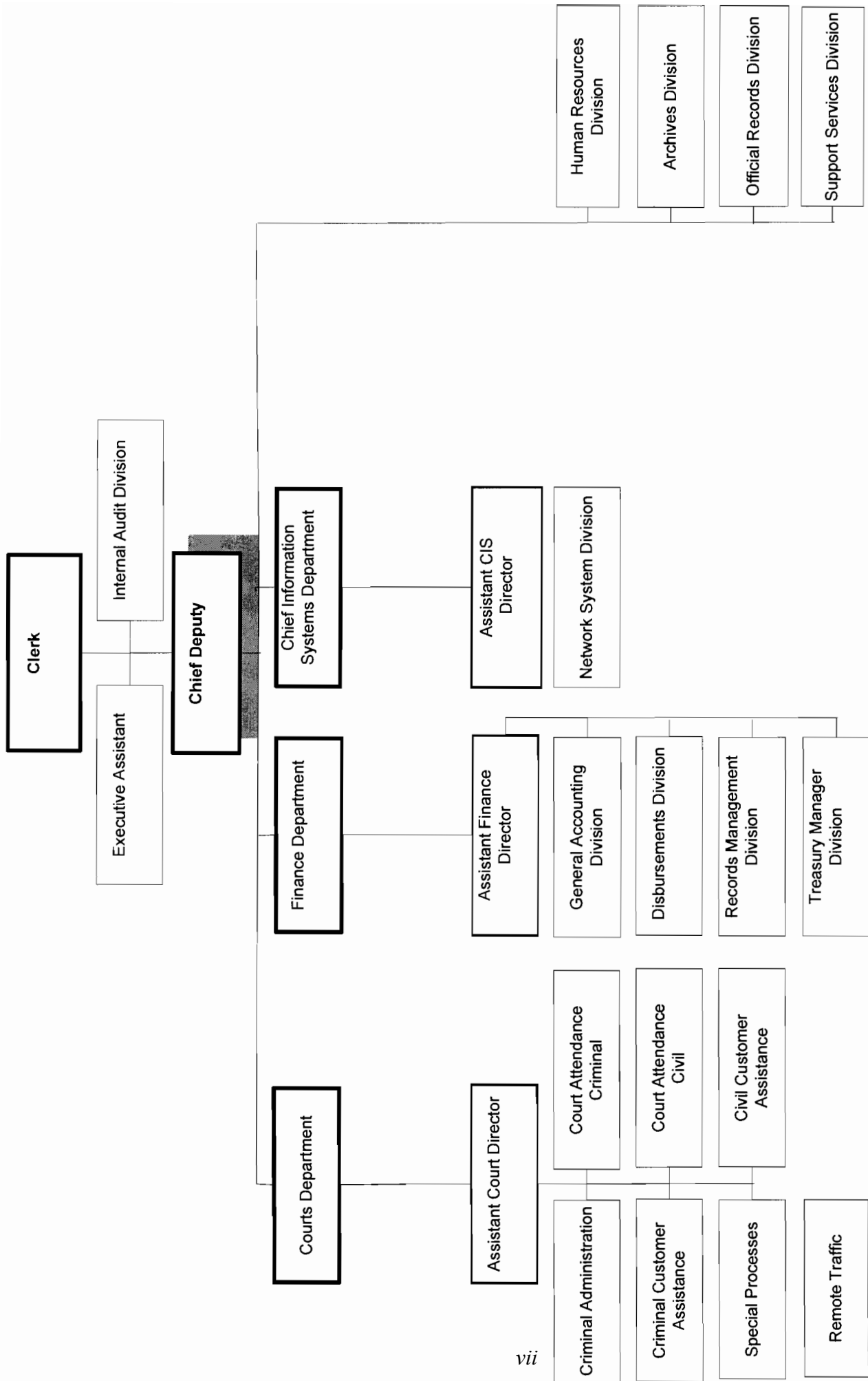
David C. Reid, CPA

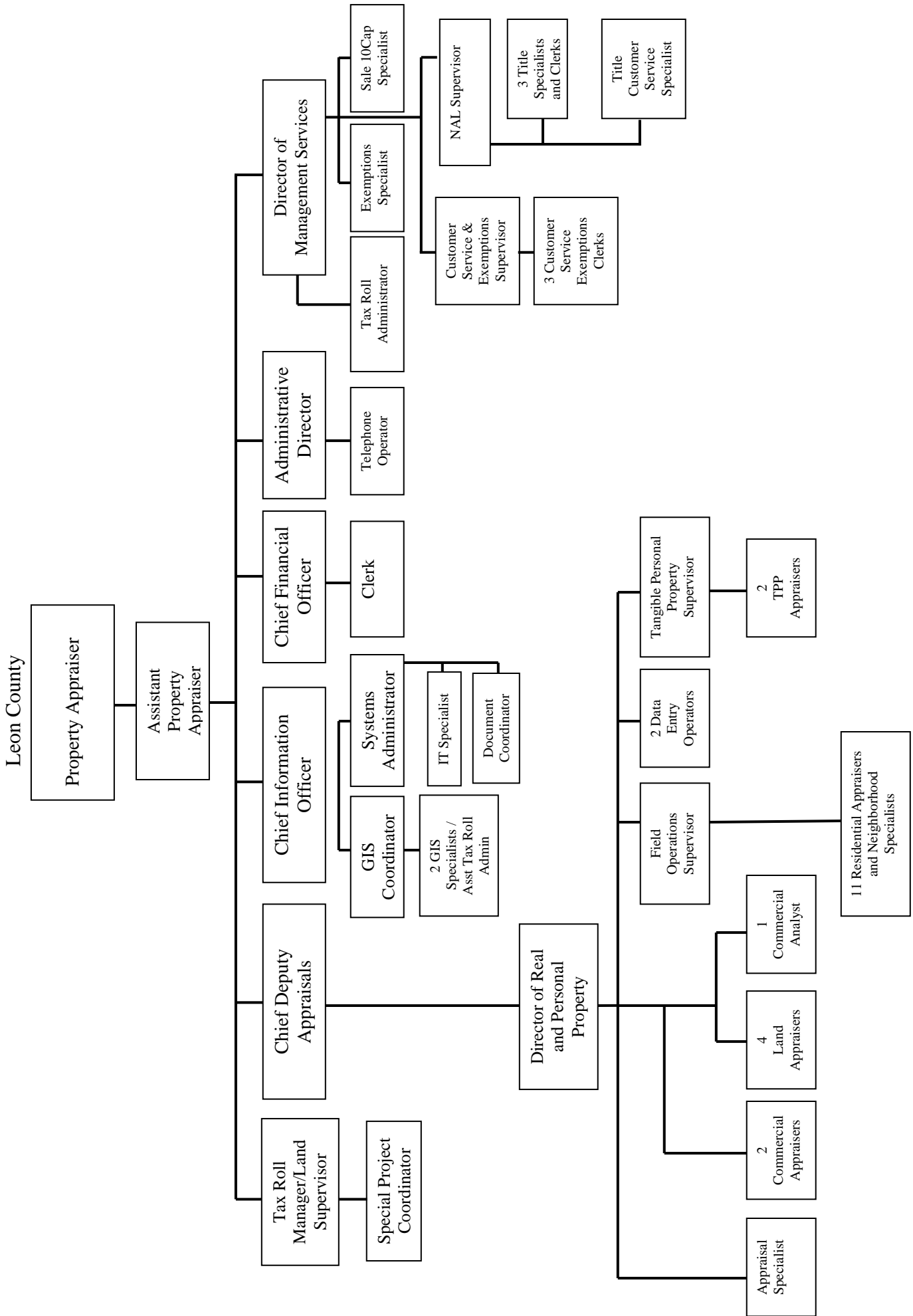
ASST. FINANCE DIRECTOR

Betsy Coxen, CPA, CGFO

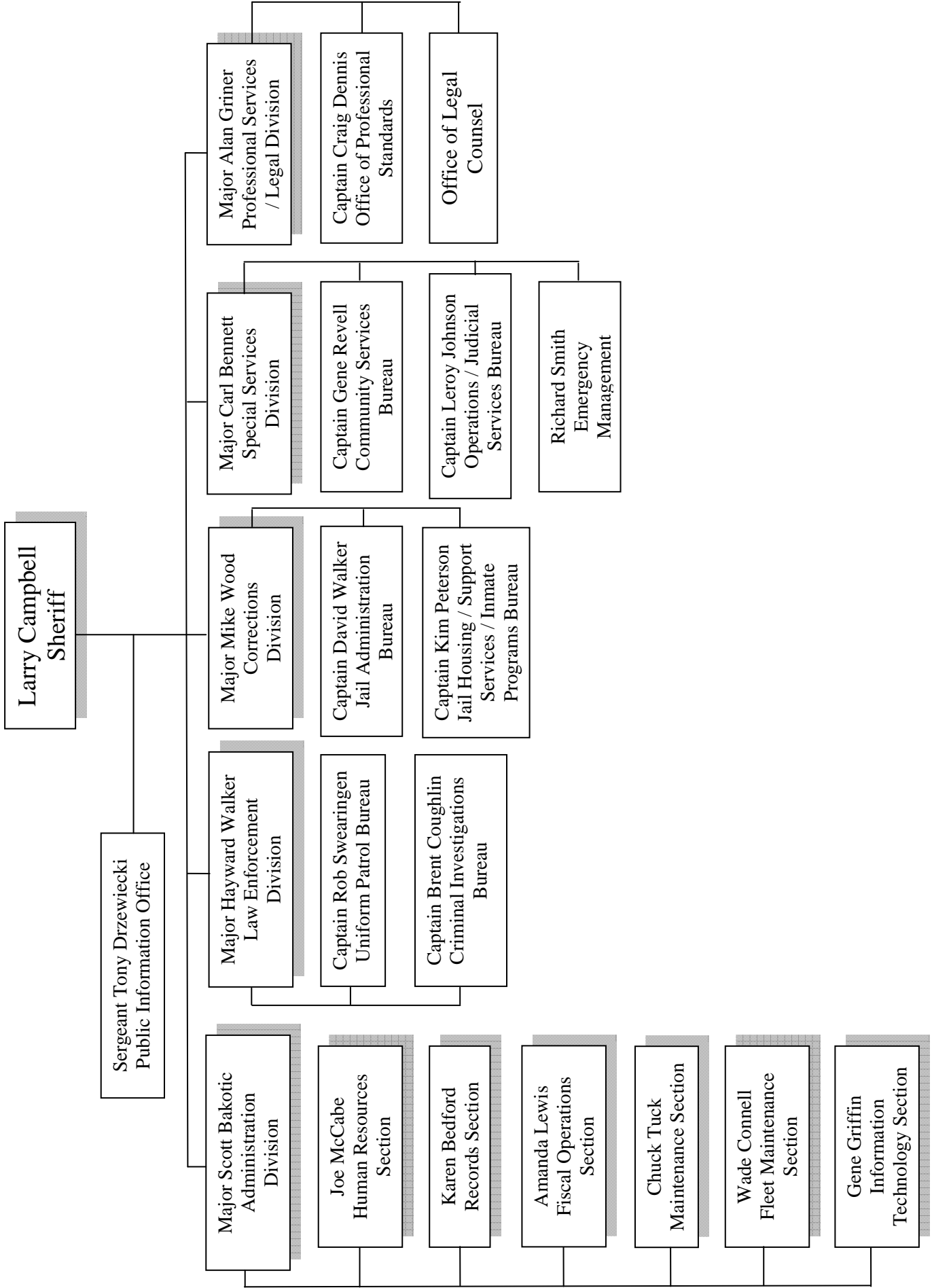
Citizens of Leon County



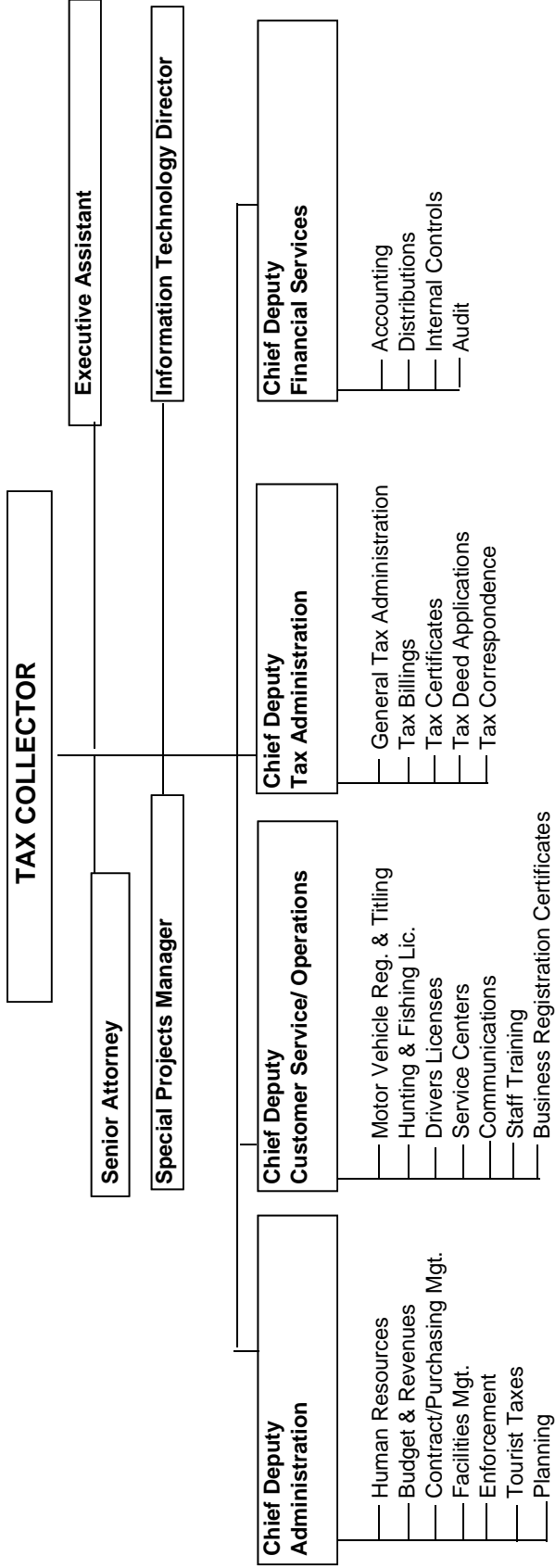





LEON COUNTY SHERIFF'S OFFICE



LEON COUNTY TAX COLLECTOR
Organizational Chart Summary





Bob Inzer

Clerk of Circuit Court

Clerk of Courts ▪ Clerk of County Commission ▪ Auditor ▪ Treasurer ▪ Recorder ▪ Custodian of County Funds

February 25, 2011

To the Honorable Board of
County Commissioners and to the
Citizens of Leon County
Leon County, Florida

The Comprehensive Annual Financial Report (CAFR) of Leon County (the "County") for the fiscal year ended September 30, 2010 is respectfully submitted. State law requires that a complete set of financial statements be published within one year of the fiscal year end and presented in conformance with Generally Accepted Accounting Principles (GAAP) as applicable to governmental entities and audited in accordance with generally accepted auditing standards by licensed independent certified public accountants. This report is being issued in fulfillment of these statutory requirements.

This report was prepared by the Finance Department of the Clerk of the Circuit Court (as part of the Clerk's legally prescribed duties as the Chief Financial Officer of the County); as such the Clerk and his staff are responsible for the contents of this CAFR. We believe the financial and statistical information presented is accurate in all material respects, and is set forth in a manner designed to present fairly the financial position and results of operations of the County as measured by the financial activity of its various funds. The report contains all of the disclosures necessary to enable the reader to gain the maximum understanding of the County's financial affairs.

The County established a comprehensive internal control framework to provide reasonable but not absolute assurance that assets are safeguarded against loss from unauthorized use or disposition and to ensure that the financial records used for preparing financial statements and maintaining accountability for assets are reliable. The concept of reasonable assurance recognizes that the cost of controls should not exceed the benefits likely to be derived, and that the evaluation of costs and benefits requires judgments and estimates by management. All internal control evaluations occur within the above framework. We believe that the County's internal controls adequately safeguard assets and provide reasonable assurance that financial transactions are properly recorded.

In compliance with the laws of the State of Florida, the County's independent auditors, Thomas Howell Ferguson P.A. and Law, Redd, Crona & Munroe P.A., have audited the financial statements through a joint venture. Both firms are certified public accountants licensed by the State of Florida. In addition to meeting the requirements set forth in state statutes, the audit was also designed to meet the requirements of the federal Single Audit Act amendments of 1996 and the related U.S. Office of Management and Budget's Circular A-133 and the state Single Audit Act

as defined in Florida Statutes 215.97. Auditing standards generally accepted in the United States of America and the standards set forth in the General Accounting Office's *Government Auditing Standards* were used by the auditors in conducting the engagement.

The audit was performed to provide reasonable assurance that the financial statements are free of material misstatement for the fiscal year ended September 30, 2010. The audit involved examining, on a test basis, evidence supporting the amounts and disclosures in the financial statements; assessing the accounting principles used and significant estimates made by management; and evaluating the overall financial statement presentation. The independent auditors concluded, based upon the audit, that there was a reasonable basis for rendering an unqualified opinion and that the County's financial statements for the fiscal year ended September 30, 2010, are fairly presented in conformity with GAAP. The independent auditors' report is presented as the first component of the financial section of this report.

The independent audit of the financial statements was part of a broader, federally and state mandated "Single Audit" designed to meet the special needs of federal and state grantor agencies. The standards governing Single Audit engagements require the independent auditor to report not only on the fair presentation of the financial statements, but also on the audited government's internal controls and compliance with legal requirements, with special emphasis on internal controls and legal requirements involving the administration of federal and state awards. These reports are available in a separately issued Single Audit Report. The Comprehensive Annual Financial Report contains three major sections: Introductory, Financial, and Statistical.

The Introductory Section, which is unaudited, is designed to give the reader some basic background about the governmental unit as a whole. This letter of transmittal will present a brief overview of the County's structure and services, a discussion of the County's financial condition as well as County awards and acknowledgements indicative of the quality of the County's financial management.

The Financial Section includes the Management's Discussion and Analysis (MD&A), basic financial statements, combining statements and supplemental information, as well as the Independent Auditors' Report on the financial statements and schedules. GAAP requires that management provide a narrative introduction, overview and analysis to accompany the basic financial statements in the form of the MD&A. This letter of transmittal is designed to complement the MD&A and should be read in conjunction with it. Leon County's MD&A can be found in the financial section following the Independent Auditors' Report.

County Services and Reporting Entity

Leon County was created by the Territorial Legislature on December 29, 1824, and was named for Juan Ponce de Leon, the Spanish explorer who gave Florida its name. Encompassing 702 square miles, it is bordered to the north by the State of Georgia and is less than 20 miles from the Gulf of Mexico. It is the home of the State Capital (Tallahassee), and the home of Florida State University, Florida A&M University, and Tallahassee Community College. It should be noted that the Apalachicola National Forest and 290,000 acres of commercial forest occupy approximately

one fourth of Leon County. Leon County is a political subdivision of the State of Florida. During the November 2002 elections, the voters of Leon County approved a referendum adopting a Charter for the County. The Charter affords the same powers to its officials as prescribed in the Florida Constitution.

The County operates under a commission/administrator form of government, with a governing board consisting of seven county commissioners. The County is divided into five geographical districts, with five of the seven commissioners elected from one of each of these separate districts. Two commissioners are elected at large. In addition to the Board of County Commissioners, there are five elected constitutional officers performing specifically designated governmental functions: Clerk of the Circuit Court, Property Appraiser, Sheriff, Supervisor of Elections, and Tax Collector. The Leon County Board of County Commissioners (the "Board") exercises a varying degree of budgetary control, but not administrative control, over the activities of the constitutional officers. During fiscal year 2009-10, the Property Appraiser, Sheriff, and Supervisor of Elections each operated their respective offices as budget officers with funding provided by the Board in the form of operating subsidies. In return, each budget officer is responsible for the collection of revenues within their jurisdictional area and for the subsequent remittance of such collections to the Board.

The Clerk of the Circuit Court and Tax Collector operate a portion of their office as a budget officer, with the remainder being operated as a fee officer. Fee officers are authorized to retain revenues generated within their offices for the purpose of defraying the costs of operation. The Clerk of the Circuit Court serves as Clerk to the Board of County Commissioners. The duties of the Clerk of the Circuit Court, as set forth in the Florida Constitution, include those of County auditor, accountant, and custodian of County funds. Additionally, effective July 1, 2004, the Clerk of the Circuit Courts began operating the courts from a combination of fees collected, funding provided by the state court system, and appropriations from the Board of County Commissioners as set forth in Article V, Revision VII in the Florida Constitution. This change in funding is a direct result of a constitutional amendment passed in November 1998 by the voters in the State of Florida. Additional changes to the funding of the Court System were made by the legislature during the fiscal year 2009 and fiscal year 2010 sessions. These changes affected the last quarter of fiscal year 2009 funding for the Clerk of court operations and will affect the future funding of the Clerk's office. The statewide total for Clerk's court services will be approved as a statewide appropriation.

The primary government includes the Board of County Commissioners, Clerk of the Circuit Court, Property Appraiser, Sheriff, Supervisor of Elections, and Tax Collector. The Leon County Housing Finance Authority is included as a discretely presented component unit.

Formal budgetary integration is used as a management control device during the year for all governmental funds of the County and the Housing Finance Authority. Budgetary control (i.e. the level at which expenditures cannot exceed the appropriated amount) is established at the fund level, pursuant to Section 129.07, Florida Statutes. Budgets for all governmental fund types are adopted on a basis consistent with GAAP. The Director of the Office of Management and Budget, on behalf of the County Administrator, is responsible for the preparation of the Board's budget. Leon County has received the Distinguished Budget Presentation Award for the last 20 years. In

order to qualify for the Distinguished Budget Presentation Award, the County's budget document was judged to be proficient in several categories, including policy documentation, financial planning, and organization.

The legally adopted total appropriation by fund may only be changed by resolution of the Board. Through agenda items, the Board also approves all budgetary changes greater than \$250,000 within funds. Full authority to transfer budgetary amounts other than these instances is delegated to the County Administrator. When the Board adopts the program budget, it is integrated into the reporting system for management reporting purposes. Budget-to-actual comparisons are provided in this report for each fund for which an appropriated annual budget has been adopted. Original and final budgets for major governmental funds are also provided.

FINANCIAL CONDITION OF THE COUNTY

The information presented in the financial statements is best understood when considered from the broader perspective of the environment in which the County operates. Financial condition reflects the County's existing and future resources and claims on those resources. Information useful in assessing financial condition includes a review of the major initiatives, prospects for the future, a summary of the economic conditions, current and planned County capital projects and acquisitions, cash management and investment practices, and risk management policies. The County's financial condition is strong. Leon County Board of County Commission conducted a workshop with financial professionals in the mid 1990's to consider ways to build fund balances to safeguard against emergencies and to enhance to County's credit ratings. Even in the last few years, with the legislature requiring reductions in ad valorem taxes, the County has been able to maintain its strong financial position. During FY 10, Fitch reaffirmed Leon County's strong bond rating of AA. The fiscal year 2010 adopted budget was \$247,165,925, or a reduction of 7.6% from the fiscal year 2009 budget. The Board re-examined its core services and made a commitment to priority setting. This proactive approach by the Board has assured that the County has maintained its strong financial condition.

Major Initiatives

While the County had many accomplishments to report during fiscal year 2009-10, some of the more significant items include:

- Operated with the lowest ratio of county employees (6.6 for every 1,000 residents) and the lowest dollars spent (\$835 per county resident), when compared to like-sized counties.
- The Public Safety Communications Board (PSCB) is responsible for the oversight of the radio communication system and the consolidation of the dispatching of law enforcement and emergency personnel within Leon County and Tallahassee. The PSCB members include the County Administrator, the City Manager, the Leon County Sheriff, the Tallahassee Police Chief, the Tallahassee Fire Chief, and the Leon County Emergency Medical Services Chief. The County Administrator has served as chair of this committee since its inception. During the fiscal year 2009, the PSCB purchased a new digital radio communications network to provide better communications between public safety and non-public safety entities. The

PSCB also established a location for the new public safety facility near Tom Brown Park. Leon County also donated land to the Capital Area Chapter of the American Red Cross for the purpose of constructing a new facility. The new American Red Cross facility will improve disaster relief response to the community and will be located adjacent to the public safety facility. The County committed \$23.2 million to the Public Safety Complex that will house joint communication, the County's Emergency Operation Center (EOC), the State's Regional Traffic Management Center, and the headquarters for the functionally consolidated Fire/EMS Department.

- In partnership with the City of Tallahassee (the City), the County concluded work toward achieving functional consolidation of Fire and Emergency Medical Services (EMS) services to the community. This was implemented in fiscal year 2010. Additionally, the County approved a fire service fee in the unincorporated area to fund its share of fire services.
- Leon County is emerging as a national leader among local governments in our continued sustainable efforts as evidenced through the "Growing Green" initiative. The Leon County Climate Action Summit was an overwhelming success, and the establishment of our sustainable operations team is guiding the County to achieve the International Council for Local Environmental Initiative (ICLEI) milestones.
- The Board moved forward to authorize a \$14.3 million local stimulus package that included the following capital projects:
 - The purchase and reuse of the Huntington Plaza Shopping Center for the purpose of expanding the Lake Jackson Branch Library
 - The construction of the County's first LEED Certified Building – the new Southeast Branch Library, which will replace the 2,000 sq. ft. rental facility
 - Expansions to the two most heavily used branch libraries – Northeast and B.L. Perry
 - Funding to complete the improvements for Buck Lake Road

Based on an analysis performed through the Economic Development Council, that takes into consideration the local stimulus package and previously funded capital projects, the total construction job creation will be in excess of 800 FTEs.

Prospects for the Future

The County received less property tax revenues than long-term projections had anticipated for fiscal 2007 through fiscal year 2010 because of the Legislature's ongoing property tax reform. In January 2008, the voters of Florida passed Amendment 1, which will further limit property tax collections. Significant budget reductions were required for the last three fiscal years which included reducing planned expenditures for travel and training, freezing positions, and eliminating certain capital improvement projects. Further reductions will be necessary based on the state of the economy and the effect on the property values in Leon County.

Although Leon County has been fiscally conservative in the past with one of lowest rates of property tax growth in the state, the County will monitor the impact of these changes in the next several years to determine the level of services that can be provided. The amendment increases certain tax exemptions and caps property tax increases.

The County took a number of steps in the fiscal year 2010 budget to reduce costs for the current year and into the future. The healthcare option required higher co-pays and other more out-of-pocket requirements of the employees. In addition to the healthcare shift, the Board authorized a series of reductions:

- Out year budgets contemplate the usage of fund balance; however, it is either a small amount (\$500,000) or it is associated with unique funding needs (i.e. spike in election cycle spending in every four years)
- No raises for employees including the Constitutional Officers' employees
- No employee layoffs have occurred in the last three years; however, over the past two years 61 FTEs, or more than 5% of the Board's total workforce, have been eliminated from the budget

Economic Condition and Outlook

Leon County felt the impact of the nationwide economic downturn during fiscal year 2010. Although the unemployment rate in Leon County jumped from 5.4% in 2008 to 8.3% at the end of fiscal year 2010, this was still below the national rate of 9.4% and below the state rate of 11.6%.

Residential building permits declined again in 2010. Single family home permits fell by 8% and attached single family unit (townhomes) permits actually increased by 115%. Multifamily permits decreased to the lowest ever (23 permits). The 2010 residential permits were the lowest since 1970.

The local economy has not recovered, but it is in line with the national economy, as we enter fiscal year 2011. We believe, because of the proactive budget decisions made by the Board of County Commissioners, Leon County will maintain its strong financial position.

Capital Projects Funds

This year's budget provided a significant investment in our community through the development of a series of capital projects. Not only do these projects become long-term assets for all our citizens, they also represent a significant economic stimulus to the development community. The capital budget for fiscal year 2010 was \$48.1 million.

The budget provided capital funds for infrastructure and maintenance related activities. These include:

- \$2.2 million for vehicle and equipment replacement;
- \$1.5 million for technology enhancements;
- \$12.2 million for stormwater and road improvements;
- \$2.3 million facility improvements; and
- \$545,000 parks improvements.

The County, working with the City and the Sheriff, is committed to the construction of a new Public Safety Complex to house the joint dispatch facility, EMS, a County Emergency Operations Center, and a regional traffic management center. The County, through previous conservative spending and reserve practices, has accumulated adequate funding to support their share of the project costs. This project, although approved in prior fiscal years, should be completed in fiscal year 2011.

Risk Management

Risk management is the process of managing the County's activities in order to minimize the total long-term cost to the County of all accidental losses and their consequences. The main elements of the risk management program are risk identification, risk control (loss reduction), and risk financing (restoration of the economic damages of losses incurred). Pursuant to Commission action, the risk management function was created to review and identify areas of risk, loss, and insurance coverage for each participant. This function is also charged with the establishment and implementation of a safety plan, which incorporates loss prevention and safety standards. In addition, the function establishes standard insurance and indemnification provisions for contracts, leases, and other special use agreements entered into by the participating governments.

The County remains self-insured for automobile liability, with the exception of physical damage coverage to vehicles valued at \$25,000 or greater. The County also purchases commercial coverage for general liability, property, aviation, and pollution liability.

Presently, the County's risk management program calls for self-insuring many types of risk, subject to the following limitations:

Type of Risk	Amount of Risk Retained by County	Limit of Excess Insurance Coverage
Workers Compensation	\$ 350,000	Statutory
General Liability ⁽¹⁾	\$ 10,000	\$3,000,000/\$6,000,000
Automobile Liability ⁽¹⁾	\$ 25,000	\$25,001-\$500,000
Property Actual Loss	\$ 25,000	Actual Loss

⁽¹⁾ Does not include coverage obtained by the Leon County Sheriff.

The limits stated above are on a per occurrence basis.

Cash Management

Cash management is exercised independently by each constitutional officer. With respect to the Board of County Commissioners, the Clerk of the Circuit Court serves as treasurer and custodian of County funds and disburses funds on their behalf as required by law and applicable management directives.

The portfolio earned \$5,824,836 for an effective rate of return of 2.48% on an average daily balance of \$235,249,514 in fiscal year 2010. The County's portfolio earned less than last year's return of 3.71%. This was a reflection of market conditions.

The activity associated with the Board's investment portfolio during 2010 is shown in the information below.

As of September 30, 2010					
<u>Investment Type</u>	<u>Book Value</u>	<u>Market Value</u>	<u>Realized Gain/Loss</u>	<u>Interest</u>	<u>Total Income</u>
Cutwater Asset Management	72,509,433	72,959,202	836,219	2,138,101	2,974,320
FL Municipal Investment Trust 0-2	14,935,622	14,935,622		301,319	301,319
FL Municipal Investment Trust 1-3	40,420,085	40,420,085		808,982	808,982
FL Local Govt Investment Trust	38,162,936	38,162,936		821,321	821,321
FL State Treasury SPIA	33,421,313	33,963,570		902,714	902,714
Wachovia Cash	11,503,936	11,503,936		16,179	16,179
Total Cash and Investments	\$210,953,235	\$211,945,351	\$836,219	\$4,988,616	\$5,824,835

Rate of Return (Interest only/average daily balance): 2.12%

Total return (Interest plus realized/unrealized gain or losses/average daily balance): 2.48%

Certificate of Achievement

The Government Finance Officers Association of the United States and Canada (GFOA) awards a Certificate of Achievement for Excellence in Financial Reporting to governmental agencies for their Comprehensive Annual Financial Report for their fiscal year. The Certificate of Achievement is a prestigious national award that recognizes conformance with the highest standards in the preparation of state and local government financial reports.


In order to be awarded a Certificate of Achievement, a governmental unit must publish an easily readable and efficiently organized Comprehensive Annual Financial Report whose contents conform to program standards. Such Comprehensive Annual Financial Reports must satisfy both generally accepted accounting principles and applicable legal requirements.

A Certificate of Achievement is valid for a period of one year only. Leon County has been awarded this Certificate by the GFOA for fourteen consecutive years. It is our belief that our current report conforms to the Certificate of Achievement Program requirements. This report will also be submitted to the GFOA to determine its eligibility for a Certificate. Leon County has received both the Certificate of Achievement and Distinguished Budget Presentation awards since fiscal year 1995-96.

Acknowledgments

A Comprehensive Annual Financial Report of this nature could not have been prepared without the efficient and dedicated service of all staff members involved. We would like to express our appreciation to the staff of the Finance Department for their efforts in producing this report. Finally, we would like to thank the Board of County Commissioners for planning and conducting the fiscal operations of Leon County.

Respectfully submitted,



Bob Inzer
Clerk of the Court



David C. Reid, CPA
Finance Director



Bob Inzer
Clerk of Circuit Court
WWW.CLERK.LEON.FL.US

Clerk of Courts ❖ Clerk of County Commission ❖ Auditor ❖ Treasurer ❖ Recorder ❖ Custodian of County Funds

Statement of Responsibility

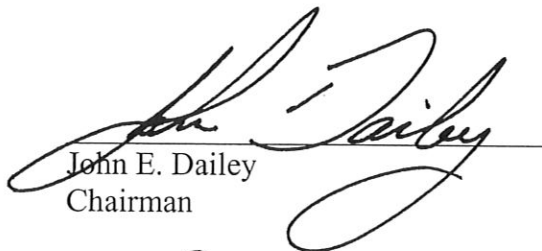
March 1, 2011


County Commissioners and Citizens of Leon County


Nationally, considerable attention has focused on management taking responsibility for the publicly traded corporation's financial statements and the fairness, accuracy and completion thereof. While this is principally a private sector concern, it is equally important for public officials to provide similar assurances.

The undersigned hereby state and attest, having reviewed these financial statements, that to the best of their knowledge:

- the statements contain no untrue statement of a material fact
- there are no omissions of material fact(s), and
- the statements fairly present the results of operations and the financial position of the County, and the included reporting units, for the period ending September 30, 2010.


John E. Dailey
Chairman


Parwez Alam
County Administrator


Bob Inzer
Clerk of Courts


David C. Reid
Finance Director

Certificate of Achievement for Excellence in Financial Reporting

Presented to

Leon County
Florida

For its Comprehensive Annual
Financial Report
for the Fiscal Year Ended
September 30, 2009

A Certificate of Achievement for Excellence in Financial Reporting is presented by the Government Finance Officers Association of the United States and Canada to government units and public employee retirement systems whose comprehensive annual financial reports (CAFRs) achieve the highest standards in government accounting and financial reporting.



President

Executive Director

Independent Auditors' Report

The Honorable Board of County Commissioners
Leon County, Florida

We have audited the accompanying financial statements of the governmental activities, the business-type activities, the aggregate discretely presented component unit, each major fund, the aggregate remaining fund information, and the budgetary comparison statements of Leon County, Florida (the County), as of and for the year ended September 30, 2010, which collectively comprise the County's basic financial statements as listed in the table of contents. These financial statements are the responsibility of the County's management. Our responsibility is to express opinions on these financial statements based on our audit.

We conducted our audit in accordance with auditing standards generally accepted in the United States of America and the standards applicable to financial audits contained in *Government Auditing Standards*, issued by the Comptroller General of the United States. Those standards require that we plan and perform the audit to obtain reasonable assurance about whether the financial statements are free of material misstatement. An audit includes examining, on a test basis, evidence supporting the amounts and disclosures in the financial statements. An audit also includes assessing the accounting principles used and significant estimates made by management, as well as evaluating the overall financial statement presentation. We believe that our audit provides a reasonable basis for our opinions.

In our opinion, the financial statements referred to above present fairly, in all material respects, the respective financial position of the governmental activities, the business-type activities, the aggregate discretely presented component unit, each major fund, the aggregate remaining fund information, and the budgetary comparison statements of Leon County, Florida, as of September 30, 2010, and the respective changes in financial position and cash flows, where applicable, thereof for the year then ended in conformity with accounting principles generally accepted in the United States of America.

In accordance with *Government Auditing Standards*, we have also issued our report dated February 18, 2011, on our consideration of the County's internal control over financial reporting and our tests of its compliance with certain provisions of laws, regulations, contracts, and grant agreements and other matters. The purpose of that report is to describe the scope of our testing of internal control over financial reporting and compliance and the results of that testing, and not to provide an opinion on the internal control over financial reporting or on compliance. That report is an integral part of an audit performed in accordance with *Government Auditing Standards* and important for assessing the results of our audit.

Page Two

The management's discussion and analysis on pages 3 through 12 is not a required part of the basic financial statements but is supplementary information required by accounting principles generally accepted in the United States of America. We have applied certain limited procedures, which consisted principally of inquiries of management regarding the methods of measurement and presentation of the required supplementary information. However, we did not audit the information and express no opinion on it.

Our audit was conducted for the purpose of forming opinions on the financial statements that collectively comprise the County's basic financial statements. The combining and individual nonmajor fund financial statements and the budgetary comparison schedules for capital project funds, debt service funds, and the non-major special revenue funds as listed in the table of contents as supplementary information, are presented for purposes of additional analysis and are not a required part of the basic financial statements. Such information has been subjected to the auditing procedures applied in the audit of the basic financial statements and, in our opinion, is fairly stated in all material respects in relation to the basic financial statements taken as a whole.

The accompanying introductory and statistical sections, as listed in the table of contents, are presented for purposes of additional analysis and are not a required part of the basic financial statements. This information has not been subjected to the auditing procedures applied in the audit of the basic financial statements and, accordingly, we express no opinion on them.

Thomas Howell Ferguson P.A. Law, Redd, Crona & Munroe, P.A.

February 18, 2011

Management's Discussion and Analysis

This discussion and analysis of Leon County's (the County) financial statements is designed to introduce the basic financial statements and provide an analytical overview of the County's financial activities for the fiscal year ended September 30, 2010. The basic financial statements are comprised of the government-wide financial statements, fund financial statements, and footnotes. We trust that the basic financial statements will, in conjunction with additional information provided in our letter of transmittal (pages *xii*–pages *xx*), assist readers in identifying significant financial issues, and in future years, changes in the County's financial position. In this Management's Discussion and Analysis (MD&A), all amounts, unless otherwise indicated, are expressed in thousands of dollars.

Overview of the Financial Statements

The County's basic financial statements are comprised of the following elements:

Government-wide Financial Statements

The government-wide financial statements (Statement of Net Assets and Statement of Activities found on pages 13 and 14-15, respectively) concentrate on the County as a whole and do not emphasize fund types, but rather a governmental or a business-type classification, which are presented in separate columns. The governmental and business-type activities comprise the primary government and are reported separately from the component unit for which the County is accountable. In addition, neither fiduciary funds nor component units that are fiduciary in nature are included in the government-wide financial statements.

General governmental and intergovernmental revenues support the governmental activities, whereas user fees and charges for services primarily support the business-type activities. The purpose of the government-wide financial statements is to allow the user to be able to determine if the County is in a better or worse financial position than the prior year.

The Statement of Net Assets presents information on all of the County's assets and liabilities, with the difference between the two reported as net assets. Over time, increases or decreases in net assets may serve as a useful indicator of whether the financial position of the County is improving or deteriorating.

The Statement of Activities reflects the expenses of a given function or segment, which are offset by program revenues. Program revenues are defined as charges for services, operating grants and contributions, and capital grants and contributions directly associated with a given function. Taxes, state shared revenues, and investment earnings are reported under general revenue. The effects of interfund activity have been removed from the government-wide financial statements and internal service activity has been eliminated. However, the interfund services between functions have not been eliminated.

Fund Financial Statements

The accounts of the County are organized on the basis of funds, each of which is considered a separate accounting entity. The operations of each fund are accounted for with a separate set of self-balancing accounts that comprise its assets, liabilities, fund equity or retained earnings, revenues, and expenditures or expenses, as appropriate. Government resources are allocated to and accounted for in individual funds based upon the purpose for which they are to be spent and the means by which spending activities are controlled.

Fund Financial Statements (continued)

The County’s funds are presented in separate fund financial statements, the governmental fund financial statements and proprietary fund financial statements. The County’s major funds are presented in separate columns on the fund financial statements. The definition of a major fund is one that meets certain criteria set forth in Governmental Accounting Standards Board Statement Number 34, *Basic Financial Statements – and Management’s Discussion and Analysis – for State and Local Governments* (GASB 34). The funds that do not meet the criteria of a major fund are considered non-major funds and are combined into a single column on the fund financial statements. Table 1 below summarizes the major features of the basic financial statements.

Table 1: Major Features of the Basic Financial Statements				
	Government-wide Fund Financial Statements	Fund Financial Statements		
		Governmental Funds	Proprietary Funds	Fiduciary Funds
Scope	Entire County government (except fiduciary funds) and the County’s component unit	Activities of the County that are not proprietary or fiduciary	Activities of the County that are operated similar to private businesses	Instances in which the County is the trustee or agent for someone else’s resources
Required financial statements	<ul style="list-style-type: none"> • Statement of Net Assets • Statement of Activities 	<ul style="list-style-type: none"> • Balance Sheet • Statement of Revenues, Expenditures, and Changes in Fund Balances 	<ul style="list-style-type: none"> • Statement of Net Assets • Statement of Revenues, Expenses, and Changes in Net Assets • Statement of Cash Flows 	<ul style="list-style-type: none"> • Statement of Fiduciary Net Assets
Accounting basis and measurement focus	Accrual accounting and economic resources focus	Modified accrual accounting and current financial resources focus	Accrual accounting and economic resources focus	Accrual accounting and economic resources focus
Type of asset/liability information	All assets and liabilities, both financial and capital, and short-term and long-term	Only assets expected to be used up and liabilities that come due during the year or soon thereafter; no capital assets included	All assets and liabilities, both financial and capital, and short-term and long-term	All assets and liabilities, both short-term and long-term
Type of inflow/outflow information	All revenues and expenses during the year, regardless of when cash is received or paid	<ul style="list-style-type: none"> • Revenues for which cash is received during or soon after the end of the year • Expenditures when goods or services have been received and payment is due during the year or soon thereafter 	All revenues and expenses during the year, regardless of when cash is received or paid	All revenues and expenses during the year, regardless of when cash is received or paid

Notes to the Financial Statements

Notes to the financial statements provide additional information that is essential to the full understanding of the data provided in the government-wide and fund financial statements. Refer to Note I. to the financial statements for more detailed information on the elements of the financial statements.

Infrastructure Assets

GASB 34 not only mandated changes in the financial statements, but it also set forth reporting changes. One such change is to capitalize infrastructure both prospectively and retrospectively for fiscal years that end after June 30, 1981. The County for FY 2002 and subsequent years has been reporting the entire valuation of infrastructure.

Condensed Statement of Net Assets

The investment in capital assets, net of related debt, is the largest portion of the net assets. This represents capital assets (land, buildings, improvements, equipment, furniture, vehicles, and construction in progress, and infrastructure), net of accumulated depreciation, and the outstanding related debt used to acquire the assets in the amount of \$303.5 million as compared to \$301.0 million a year ago; this is an increase of \$2.5 million. Capital assets net of related debt continues to increase because the County continues to reduce debt, while the depreciation on the related capital assets remains constant. The net effect is an increase in net assets that is invested in capital assets. Capital assets are used to provide services to the citizens and businesses in the County; consequently, the related net assets are not in liquid form and available for future spending. The remaining portion of net assets is unrestricted and can be used to finance government operations.

Condensed Statement of Net Assets (continued)

Table 2 below presents the County's Condensed Statement of Net Assets as of September 30, 2010 and 2009, as derived from the government-wide Statement of Net Assets.

Leon County, Florida						
Condensed Statement of Net Assets						
As of September 30						
<i>(in thousands)</i>						
	Governmental Activities		Business-type Activities		Total Primary Government	
	2010	2009	2010	2009	2010	2009
Current and other assets	\$215,412	\$220,105	\$18,648	\$18,558	\$234,060	\$238,663
Capital assets	327,215	323,016	14,185	13,755	341,400	336,771
Total assets	<u>542,627</u>	<u>543,121</u>	<u>32,833</u>	<u>32,313</u>	<u>575,460</u>	<u>574,434</u>
Current liabilities	36,590	31,178	269	304	36,859	31,482
Non-current liabilities	90,180	94,521	11,169	11,020	101,349	105,541
Total liabilities	<u>126,770</u>	<u>125,699</u>	<u>11,438</u>	<u>11,324</u>	<u>138,208</u>	<u>137,023</u>
Net assets:						
Invested in capital assets, net of related debt	289,310	287,280	14,185	13,754	303,495	301,034
Unrestricted	126,547	130,142	7,210	7,235	133,757	137,377
*Total net assets	<u><u>\$415,857</u></u>	<u><u>\$417,422</u></u>	<u><u>\$21,395</u></u>	<u><u>\$20,989</u></u>	<u><u>\$437,252</u></u>	<u><u>\$438,411</u></u>
<i>*Differences from financial statements due to rounding.</i>						

Condensed Statement of Activities

Table 3 on page 8 presents the County's condensed Statement of Activities for the fiscal years ended September 30, 2010 and 2009, as derived from the government-wide Statement of Activities. Over time, increases and decreases in net assets may measure whether the County's financial position is improving or deteriorating. During the fiscal year, the net assets of the governmental activities decreased by \$1.564 million, or 0.4 percent, and the net assets of the business-type activities increased by \$0.406 million, or 1.9 percent.

The County just completed its seventh year of several significant changes relating to tax proceeds. The Board of County Commissioners adopted an ordinance levying a Utility Services Tax on the unincorporated area of Leon County, which has created a stabilizing source of revenue. The tax generated \$6.2 million in FY 2010 versus \$5.9 million in FY 2009. Concurrent with the adoption of this tax, the County eliminated a Municipal Services Taxing Unit (MSTU) in the unincorporated area of Leon County. The MSTU was used to pay for fire services in the unincorporated areas of Leon County. In FY 2003, the MSTU raised \$3.737 million.

The County also adopted a Communications Services Tax in FY 2003. This is the seventh full year of the tax, with \$4.2 million of revenues generated during FY 2010 and \$5.5 million in FY 2009. The \$4.2 million is more reflective of annual revenues, because the FY 2009 included prior year adjustments. This tax has also been a stabilizing factor in the County's financial picture.

On January 29, 2008, the Florida electorate approved an amendment to the Florida Constitution relative to property taxation. This amendment (referred to as Amendment 1) was placed on the ballot by the Florida Legislature at a special session held in October 2007. With respect to homestead property, Amendment 1 increases the current \$25,000 homestead exemption by an additional \$25,000 (for property values ranging from \$50,000 to \$75,000), except for school district taxes. Since the new \$25,000 homestead exemption does not apply to school district taxes, this effectively amounts to a \$15,000 increase to the existing homestead exemption, resulting in an estimated annual savings of \$240 for an average homeowner. Amendment 1 also allows property owners to transfer (make portable) up to \$500,000 of their Save Our Homes benefits to their next homestead when they move. Save Our Homes became effective in 1995 and limits (caps) the annual increase in assessed value for homestead property to three percent (3%) or the percentage change in the Consumer Price Index, whichever is less.

With respect to non-homestead property, Amendment 1 limits (caps) the annual increase in assessed value for non-homestead property (businesses, industrial property, rental property, second homes, etc.) to ten percent (10%), except for school district taxes. The Amendment also provides a \$25,000 exemption for tangible personal property. Amendment 1 became effective on October 1, 2008, with the exception of the ten percent (10%) assessment cap on non-homestead property, which became effective on January 1, 2009.

Property taxes in FY 2010 decreased by 6.5%, and there may be little or no increase in property taxes in future years.

The County investment policy is very risk averse and places a premium on security. With the effective yield rate of the portfolio averaging 2.48% for the year, investment earnings decreased by \$2.4 million to \$5.7 million. This decrease was attributable to the lower interest rates that prevailed throughout the year. Additional information on investment income is provided in Note IV of the notes and in the Cash Management section of the Letter of Transmittal.

Miscellaneous revenues are made up of revenues that will fluctuate annually as a result of various activities throughout the County. All other changes in activities are a result of the normal operations of the County.

Table 3

Leon County, Florida
Condensed Statement of Activities
For Fiscal Year Ended September 30
(in thousands)

	Governmental Activities		Business-Type Activities		Total Primary Government		Total % Change 2009 to 2010
	2010	2009	2010	2009	2010	2009	
Revenues							
Program Revenues:							
Charges for services	\$24,869	\$30,222	\$7,665	\$7,698	\$32,534	\$37,920	-14%
Operating grants & contributions	18,088	10,138	—	—	18,088	10,138	78%
Capital grants & contributions	2,701	—	—	—	2,701	—	0%
Total Program Revenues	<u>45,658</u>	<u>40,360</u>	<u>7,665</u>	<u>7,698</u>	<u>53,323</u>	<u>48,058</u>	<u>11%</u>
General Revenues:							
Property taxes	118,365	126,650	—	—	118,365	126,650	-7%
Local option taxes	10,455	10,073	—	—	10,455	10,073	4%
Franchise taxes	329	333	—	—	329	333	-1%
Communications services taxes	4,201	5,534	—	—	4,201	5,534	-24%
Motor fuel taxes	1,345	1,330	—	—	1,345	1,330	1%
Utility services taxes	6,201	5,880	—	—	6,201	5,880	5%
Other taxes	—	—	1,441	1,426	1,441	1,426	1%
State shared revenues	19,874	19,842	—	—	19,874	19,842	0%
Investment earnings	5,204	7,610	483	521	5,687	8,131	-30%
Miscellaneous revenues	9,561	5,094	248	130	9,809	5,224	88%
Total General Revenues	<u>175,535</u>	<u>182,346</u>	<u>2,172</u>	<u>2,077</u>	<u>177,707</u>	<u>184,423</u>	<u>-4%</u>
Total Revenues	<u>221,193</u>	<u>222,706</u>	<u>9,837</u>	<u>9,775</u>	<u>231,030</u>	<u>232,481</u>	<u>-1%</u>
Program Expenses							
General government	34,303	33,543	—	—	34,303	33,543	2%
Public safety	93,050	88,946	—	—	93,050	88,946	5%
Physical environment	12,101	14,263	10,760	7,897	22,861	22,160	3%
Transportation	36,118	29,131	—	—	36,118	29,131	24%
Economic environment	5,312	7,153	—	—	5,312	7,153	-26%
Human services	9,493	9,112	—	—	9,493	9,112	4%
Culture and recreation	11,644	12,121	—	—	11,644	12,121	-4%
Judicial	15,341	17,390	—	—	15,341	17,390	-12%
Interest on long term debt	4,066	4,315	—	—	4,006	4,315	-7%
*Total Program Expenses	<u>221,428</u>	<u>215,974</u>	<u>10,760</u>	<u>7,897</u>	<u>232,188</u>	<u>223,871</u>	<u>4%</u>
Excess (deficiency)							
before transfers (net)	(235)	6,732	(923)	1,878	(1,158)	8,610	-113%
Transfers	(1,329)	(1,660)	1,329	1,660	—	—	—
Change In Net Assets	<u>(1,564)</u>	<u>5,072</u>	<u>406</u>	<u>3,538</u>	<u>(1,158)</u>	<u>8,610</u>	<u>-113%</u>
Beginning net assets	417,421	412,350	20,989	17,451	438,411	429,801	2%
Ending net assets	<u>\$415,857</u>	<u>\$417,421</u>	<u>\$21,395</u>	<u>\$20,989</u>	<u>\$437,253</u>	<u>\$438,411</u>	<u>0.3%</u>

* Differences from financial statements due to rounding.

Program Expenses and Revenues for Governmental Activities

Table 4 below presents program expenses and revenues for governmental activities. The nature of governmental activities is to be funded primarily from taxes and not to be self-supporting. As a result, overall program revenues were not sufficient to cover program expenses for governmental activities. General revenues, mainly taxes, therefore supported the net program expenses of these governmental activities. Program revenues as a percentage of program expenses increased from fiscal year 2009 to fiscal year 2010 by 2 percent. It should be considered normal for the activities and associated program revenues to fluctuate on average plus or minus 4 to 5 percent from year to year.

Table 4						
Program Expenses and Revenues for Governmental Activities For the Fiscal Year Ended September 30 (in thousands)						
County Programs	Program Expenses 2010	Less Program Revenues 2010	Net Program Expenses (a)		Program Revenues as a Percentage Program Expenses	
			2010	2009	2010	2009
General government	\$34,303	\$8,291	\$26,012	\$26,209	24%	22%
Public safety	93,050	18,962	74,088	72,880	20%	18%
Physical environment	12,101	2,497	9,604	11,742	21%	18%
Transportation	36,118	2,095	34,023	28,272	6%	3%
Economic environment	5,312	821	4,491	5,828	15%	19%
Human services	9,493	276	9,217	8,755	3%	4%
Culture and recreation	11,644	3,115	8,529	10,221	27%	16%
Judicial	15,341	9,599	5,742	7,392	63%	57%
Interest on long term debt	4,066		4,066	4,314	N/A	N/A
*Total governmental activities	\$221,428	\$45,656	\$175,772	\$175,614	21%	19%

(a) Net Program Expenses are mainly supported by taxes. *Differences from financial statements due to rounding.

Program Expenses and Revenues for Business-type Activities

Table 5 below presents program expenses and revenues for business-type activities. Revenues were not sufficient to cover program expenses in FY 2010, because in FY 2010 the County chose to spend a portion of retained earnings to abate any fee increases. The County, in an effort to keep garbage fees level, chose to utilize a portion of its reserves to cover tipping fees. In addition to the program revenues for the landfill, the County has a non-ad valorem assessment for citizens residing outside the city limits of the City of Tallahassee.

Table 5						
Program Expenses and Revenues For Business-type Activities For the Fiscal Year Ended September 30 (in thousands)						
County Programs	Program Expenses 2010	Less Program Revenues 2010	Net Program Expenses		Program Revenues as a Percentage of Program Expenses	
			2010	2009	2010	2009
Physical environment	\$ 10,761	\$ 7,665	\$3,096	(\$199)	71%	96%

Overall Analysis

Financial highlights for the County as a whole include the following:

- The assets of the County exceeded its liabilities (net assets) at the close of fiscal year 2010 by \$415,857,230, as compared to \$417,421,436 for fiscal year 2009, for governmental activities. The assets for business-type activities exceeded its liabilities (net assets) at the close of fiscal year 2010 by \$21,395,479 as compared to \$20,989,239 for fiscal year 2009. Please see the Statement of Activities discussed previously for an explanation of the differences above.
- The County's total net assets decreased by \$1,157,966 during fiscal year 2010, as compared to \$8,610,483 increase in fiscal year 2009. Net assets of governmental activities decreased by \$1,564,206 in fiscal year 2010, as compared to an increase of \$5,071,856 in 2009. Net assets of business-type activities increased by \$406,240 in 2010, as compared to an increase of \$3,538,627 in 2009. The increase in the prior year related to a downward adjustment of the liability for closure and post closure of the landfill based on the latest consultant's study.

Fund Analysis

The following funds experienced significant changes during the year:

Governmental Funds

The County's governmental funds reported a combined ending fund balance of \$181,194,162 for fiscal year 2010, as compared to \$191,845,968 for fiscal year 2009. All but \$2,155,629 for fiscal year 2010, as compared to \$2,789,246 for fiscal year 2009, is reported as unreserved.

General Fund

Fund balance at September 30, 2010 has increased to a total of \$20,247,912, as compared to \$17,552,048 for September 30, 2009. For the last several years, The County's Office of Management and Budget has had discussions with the Board regarding the appropriate levels for reserves. All reserves are established within the policy levels of the approved policy.

The General Fund of the Board of County Commission, as displayed on the Combining Balance Sheet, contains both Countywide General Revenue funds and the Non-Countywide General Revenue funds. The sole purpose of the Non-Countywide General Revenue funds is to capture discrete revenues and transfer those revenues to the various funds needing support (i.e. various Debt Service, Municipal Services, Growth Management, etc.). The Non-Countywide General Revenue funds do not contain any countywide property tax revenues. The actual year end fund balance for the Countywide General Revenue funds is \$18,101,502 versus \$15,985,909 for FY 2009. The Non-Countywide fund balance is \$2,146,410 for FY 2010, versus \$1,566,139 for FY 2009.

Fine & Forfeiture Fund

Fund balance at September 30, 2010 totaled \$12,610,387, as compared to \$9,723,755 for September 30, 2009. This is an increase of \$2,886,632 for the fiscal year.

Grants Fund

The fund balance at September 30, 2010 totaled \$1,788,348, as compared to \$1,607,653 for September 30, 2009. This was an increase of \$180,695. This increase can be attributed to the fact that the County requires a grant to transfer the match money when it is set up for local, state, and federal grants. In addition, the County received \$1,524,907 in federal funding through the American Recovery and Reinvestment Act (ARRA) of 2009. These funds were used to purchase additional law enforcement equipment as well as fund construction of various sidewalks throughout the County.

Capital Improvement Fund

Fund balance at September 30, 2010 totaled \$56,980,816, as compared to \$64,744,204 for September 30, 2009. This was a decrease of \$7,763,388. This decrease can be attributed to the County's spending on various capital projects from the fund balance that was set aside for future planned projects.

Local Option Sales Tax Fund

Fund balance at September 30, 2010 totaled \$33,384,589, as compared to \$39,029,619 for September 30, 2009. This was a decrease of \$5,645,030. This decrease can be attributed to the fact that the County was spending down fund balance on several projects. In the future, the Fund Balance will continue to decline as spending continues on projects and no more revenues will be received as this Sales Tax has expired.

Extended Local Option Sales Tax

Fund balance at September 30, 2010 is \$8,246,392, as compared to \$12,644,326 for September 30, 2009. This sales tax was extended beginning in 2004 for various road, stormwater, and park improvements. With the economy down, the Board made an effort to put funds into the local economy for projects. The fund balance was reduced as the appropriated projects came to fruition.

Enterprise Funds

The County's enterprise funds reported net assets of \$21,395,479 for September 30, 2010, as compared to \$20,989,239 for September 30, 2009, which is a increase of \$406,240. This small increase shows that recovery of costs is not where it should be. There is a transfer of \$1,328,828 to ensure the Solid Waste fund meets its obligations.

Budget Variances in the General Fund

The County made no significant revisions and had no significant variations in its budget during the year. Refer to the budgetary comparison schedule for the General Fund in the Other Required Supplementary Information section of the CAFR.

Capital Asset and Long-term Debt Activity

Capital Asset Activity

The County reported \$327,215,408 in capital assets for governmental activities and \$14,184,969 in capital assets for business-type activities at September 30, 2010, versus \$323,015,722 for governmental and \$13,754,775 for business-type activities at fiscal year ending September 30, 2009. Please refer to Note VI in the Notes to the Financial Statements for additional information on capital assets and Note XIV in the Notes to the Financial Statements for additional information on construction commitments.

Debt Administration Activity

At September 30, 2010, the County had \$78,595,000 of outstanding bonded debt, as compared to \$83,730,000 at September 30, 2009. All of the County's debt is secured by specific general fund revenues, including sales tax, state revenue sharing, and specific other general fund revenues. The County has no general obligation bonds, which would be backed by the full faith and credit of the County. For more information on long-term debt activity, please see Note VIII on Long-term Obligations in the Notes to the Financial Statements.

Economic Factors

Leon County, like the rest of the country, continued to feel the effects of the economic downturn during FY 2010. The following information indicates that the economy will take some time before it improves as we enter FY 2011:

- The estimated population in Leon County increased 0.04% from 274,803 to 275,800 during FY 2009/2010. This was after the first decline (0.03%) in population in FY 09 since the 1930's.
- Residential building permits issued in Leon County declined again in 2010. The number of single-family home permits fell 8%, attached single-family units (townhomes) permits fell 115%, and multi-family permits decreased to the lowest ever (27 permits). The year 2010 saw the fewest permits issued for new construction of housing units in a year in Leon County since 1970.
- The dollar value of commercial permits fell by 13.8%, after having fallen by 56.2% from 2008 to 2009.
- Leon County has seen a small decrease in vacancy rates for apartment rental units. Vacancies decreased from 12.7% in 2008 to 11.2% for 2009, the latest reported.

Request for Information

This financial report is designed to provide a general overview of Leon County Government's finances for all those with an interest in our government's finances. Questions concerning any of the information provided in this report or request for additional financial information may be addressed to the Clerk of Circuit Court, Finance Department Leon County, P.O. Box 726, Tallahassee Florida 32302. Requests can also be made telephonically at (850) 577-4020 or by fax at (850) 577-4255. We also suggest visiting our web-site at www.clerk.leon.fl.us for further financial information.

Leon County, Florida
Statement of Net Assets

September 30, 2010

	<u>Governmental Activities</u>	<u>Business-Type Activities</u>	<u>Total</u>	<u>Component Unit</u>
Assets:				
Current assets :				
Cash	\$ 18,283,960	\$ 134,497	\$ 18,418,457	\$ 239,074
Investments	184,285,429	11,024,176	195,309,605	-
Receivables	4,578,799	676,914	5,255,713	10
Receivables from other governments	6,689,884	-	6,689,884	-
Inventory	624,627	3,510	628,137	-
Other assets	948,905	-	948,905	-
Total current assets	<u>215,411,604</u>	<u>11,839,097</u>	<u>227,250,701</u>	<u>239,084</u>
Noncurrent assets:				
Restricted assets:				
Cash and investments	-	6,808,981	6,808,981	-
Capital assets:				
Land and construction in progress				
non-depreciable	66,187,403	2,409,844	68,597,247	-
Depreciable (net)	<u>261,028,005</u>	<u>11,775,125</u>	<u>272,803,130</u>	<u>-</u>
Total noncurrent assets	<u>327,215,408</u>	<u>20,993,950</u>	<u>348,209,358</u>	<u>-</u>
Total assets	<u>542,627,012</u>	<u>32,833,047</u>	<u>575,460,059</u>	<u>239,084</u>
Liabilities:				
Current liabilities:				
Accounts payable	17,691,818	586,054	18,277,872	237
Payable to other governments	205,563	68	205,631	-
Internal balances	375,703	(375,703)	-	-
Accrued compensated absences	4,344,496	58,212	4,402,708	-
Unearned revenues	5,209,387	-	5,209,387	-
Bonds payable	5,350,000	-	5,350,000	-
Notes payable	363,463	-	363,463	-
Other current liabilities	<u>3,050,000</u>	<u>-</u>	<u>3,050,000</u>	<u>-</u>
Total current liabilities	<u>36,590,430</u>	<u>268,631</u>	<u>36,859,061</u>	<u>237</u>
Noncurrent liabilities:				
Deposits	660,620	-	660,620	-
Estimated liability for landfill closure and postclosure care costs	-	10,995,717	10,995,717	-
Arbitrage rebate liability	25,000	-	25,000	-
Accrued compensated absences	10,878,509	110,885	10,989,394	-
Other Postemployment Benefits Obligation	2,499,523	62,335	2,561,858	-
Bonds payable	73,245,000	-	73,245,000	-
Notes payable	<u>2,870,700</u>	<u>-</u>	<u>2,870,700</u>	<u>-</u>
Total noncurrent liabilities	<u>90,179,352</u>	<u>11,168,937</u>	<u>101,348,289</u>	<u>-</u>
Total liabilities	<u>126,769,782</u>	<u>11,437,568</u>	<u>138,207,350</u>	<u>237</u>
Net assets:				
Invested in capital assets, net of related debt	289,310,164	14,184,969	303,495,133	-
Unrestricted	<u>126,547,066</u>	<u>7,210,510</u>	<u>133,757,576</u>	<u>238,847</u>
Total net assets	<u>\$ 415,857,230</u>	<u>\$ 21,395,479</u>	<u>\$ 437,252,709</u>	<u>\$ 238,847</u>

The accompanying notes are an integral part of these financial statements.

Leon County, Florida

Statement of Activities

Year Ended September 30, 2010

Functions/Programs	Expenses	Program Revenues		
		Charges for Services	Operational Grants and Contributions	Capital Grants and Contributions
Primary government:				
Governmental activities:				
General government	\$ 34,302,931	\$ 6,129,558	\$ 2,161,449	\$ -
Public safety	93,050,396	13,084,824	5,100,201	777,051
Physical environment	12,100,907	972,767	1,216,664	308,021
Transportation	36,117,722	1,116,959	215,685	762,804
Economic environment	5,311,939	40,690	780,409	-
Human services	9,493,326	-	275,693	-
Culture and recreation	11,644,162	223,741	2,038,804	852,793
Judicial	15,340,815	3,300,041	6,298,998	-
Interest on long term debt	4,066,328	-	-	-
Total governmental activities	<u>221,428,526</u>	<u>24,868,580</u>	<u>18,087,903</u>	<u>2,700,669</u>
Business-type activities:				
Landfill	10,760,847	7,665,383	-	-
Amtrack Station	-	-	-	-
Total business-type activities:	<u>10,760,847</u>	<u>7,665,383</u>	<u>-</u>	<u>-</u>
Total primary government	<u>\$ 232,189,373</u>	<u>\$ 32,533,963</u>	<u>\$ 18,087,903</u>	<u>\$ 2,700,669</u>
Component Unit:				
Economic environment	16,741	34,600	-	-
Total component unit	<u>\$ 16,741</u>	<u>\$ 34,600</u>	<u>\$ -</u>	<u>\$ -</u>

General Revenues:
 Property taxes
 Local option taxes
 Franchise taxes
 Communications services taxes
 Motor fuel taxes
 Utility services taxes
 Other taxes
 State shared revenues
 Investment earnings
 Miscellaneous revenues
 Transfers
 Total general revenues and transfers
 Change in net assets
 Net assets - beginning
 Net assets - ending

The accompanying notes are an integral part of these financial statements.

**Net Revenue (Expense) and
Changes in Net Assets**

Governmental Activities	Business-type Activities	Total	Component Unit
			Housing Finance Authority
\$ (26,011,924)	\$ -	\$ (26,011,924)	\$ -
(74,088,320)	-	(74,088,320)	-
(9,603,455)	-	(9,603,455)	-
(34,022,274)	-	(34,022,274)	-
(4,490,840)	-	(4,490,840)	-
(9,217,633)	-	(9,217,633)	-
(8,528,824)	-	(8,528,824)	-
(5,741,776)	-	(5,741,776)	-
(4,066,328)	-	(4,066,328)	-
<u>(175,771,374)</u>	<u>-</u>	<u>(175,771,374)</u>	<u>-</u>
-	(3,095,464)	(3,095,464)	-
-	-	-	-
-	<u>(3,095,464)</u>	<u>(3,095,464)</u>	<u>-</u>
<u>(175,771,374)</u>	<u>(3,095,464)</u>	<u>(178,866,838)</u>	<u>-</u>
-	-	-	17,859
-	-	-	<u>17,859</u>
118,365,233	-	118,365,233	-
10,455,428	-	10,455,428	-
329,168	-	329,168	-
4,200,504	-	4,200,504	-
1,344,691	-	1,344,691	-
6,201,090	-	6,201,090	-
-	1,441,095	1,441,095	-
19,874,886	-	19,874,886	-
5,203,974	483,496	5,687,470	5,764
9,561,022	248,285	9,809,307	-
(1,328,828)	1,328,828	-	-
<u>174,207,168</u>	<u>3,501,704</u>	<u>177,708,872</u>	<u>5,764</u>
(1,564,206)	406,240	(1,157,966)	23,623
<u>417,421,436</u>	<u>20,989,239</u>	<u>438,410,675</u>	<u>215,224</u>
<u>\$ 415,857,230</u>	<u>\$ 21,395,479</u>	<u>\$ 437,252,709</u>	<u>\$ 238,847</u>

Leon County, Florida

Balance Sheet
Governmental Funds

September 30, 2010

	<u>General</u>	<u>Fine & Forfeiture</u>	<u>Grants</u>	<u>Capital Improvement</u>
Assets:				
Cash	\$ 3,709,457	\$ 135,307	\$ 47,702	\$ 4,172,376
Investments	19,530,237	11,374,354	3,767,429	53,963,625
Receivables:				
Accounts	253,429	22,811	7,308	119,966
Intergovernmental	2,133,673	8,602	1,570,345	-
Special assessments	20,552	-	-	-
Due from other funds	2,390,570	1,397,550	-	17,141
Inventory	567,229	-	-	-
Other assets	5,446	-	-	-
Advances to other funds	20,000	-	-	-
Total assets	<u>\$ 28,630,593</u>	<u>\$ 12,938,624</u>	<u>\$ 5,392,784</u>	<u>\$ 58,273,108</u>
Liabilities and fund balances				
Liabilities:				
Accounts payable	\$ 2,799,063	\$ 2,095	\$ 1,329,139	\$ 1,142,367
Accrued liabilities	2,771,460	-	2,886	-
Intergovernmental payables	136,412	-	-	-
Due to other funds	2,608,105	-	237,882	-
Deposits	67,641	326,142	-	149,925
Unearned revenues	-	-	2,034,529	-
Total liabilities	<u>8,382,681</u>	<u>328,237</u>	<u>3,604,436</u>	<u>1,292,292</u>
Fund balances:				
Reserved for advances to other funds	20,000	-	-	-
Reserved for records modernization	-	-	-	-
Reserved for training	-	-	-	-
Reserve for special projects	-	-	-	-
Reserve for 911 expenditures	-	-	-	-
Reserve for inmate expenditures	-	-	-	-
Unreserved, reported in:				
General fund	20,227,912	-	-	-
Special revenue funds	-	12,610,387	1,788,348	-
Debt service funds	-	-	-	-
Capital project funds	-	-	-	56,980,816
Total fund balances	<u>20,247,912</u>	<u>12,610,387</u>	<u>1,788,348</u>	<u>56,980,816</u>
Total liabilities and fund balances	<u>\$ 28,630,593</u>	<u>\$ 12,938,624</u>	<u>\$ 5,392,784</u>	<u>\$ 58,273,108</u>

The accompanying notes are an integral part of these financial statements.

Local Option Sales Tax	Extended Local Option Sales Tax	Nonmajor Governmental Funds	Total Governmental Funds
\$ 1,842,955	\$ -	\$ 8,215,358	\$ 18,123,155
31,892,101	13,440,851	40,897,487	174,866,084
72,555	26,955	2,482,854	2,985,878
-	1,164,934	1,782,524	6,660,078
-	-	1,540,728	1,561,280
10,147	4,276	726,133	4,545,817
-	-	2,401	569,630
-	-	3,410	8,856
-	-	-	20,000
<u>\$ 33,817,758</u>	<u>\$ 14,637,016</u>	<u>\$ 55,650,895</u>	<u>\$ 209,340,778</u>
\$ 433,169	\$ 6,390,624	\$ 2,340,876	\$ 14,437,333
-	-	313,550	3,087,896
-	-	69,151	205,563
-	-	1,699,830	4,545,817
-	-	116,912	660,620
-	-	3,174,858	5,209,387
<u>433,169</u>	<u>6,390,624</u>	<u>7,715,177</u>	<u>28,146,616</u>
-	-	-	20,000
-	-	1,226,054	1,226,054
-	-	42,691	42,691
-	-	291,351	291,351
-	-	302,081	302,081
-	-	273,452	273,452
-	-	-	20,227,912
-	-	30,736,879	45,135,614
-	-	209,005	209,005
<u>33,384,589</u>	<u>8,246,392</u>	<u>14,854,205</u>	<u>113,466,002</u>
<u>33,384,589</u>	<u>8,246,392</u>	<u>47,935,718</u>	<u>181,194,162</u>
<u>\$ 33,817,758</u>	<u>\$ 14,637,016</u>	<u>\$ 55,650,895</u>	<u>\$ 209,340,778</u>

Leon County, Florida

Reconciliation of the Balance Sheet of Governmental Funds
to the Statement of Net Assets

September 30, 2010

Total fund balances of governmental funds		\$ 181,194,162
Amounts reported for governmental activities in the Statement of Net Assets are different because:		
Capital assets used in governmental activities are not financial resources and, therefore, are not reported in the funds.		
Governmental capital assets	\$ 587,353,875	
Less accumulated depreciation	<u>(260,138,467)</u>	327,215,408
Other assets used in governmental activities are not financial resources and therefore are not reported in the governmental funds.		
Bond costs	1,836,005	
Less current year amortization	<u>(185,103)</u>	1,650,902
Long-term liabilities, including bonds payable are not due and payable in the current period and therefore are not reported in the governmental funds.		
Governmental bonds payable	(81,829,163)	
Discount/(Premium)	(758,243)	
Current year amortization	47,390	
Compensated absences	(15,223,005)	
Other Postemployment Benefits	(2,484,291)	
Arbitrage rebate liability	<u>(25,000)</u>	(100,272,312)
Internal service funds are used by management to charge the costs of gasoline, vehicle repair, risk management, and telephone services to individual funds. The assets and liabilities of the internal service funds are included in governmental activities in the Statement of Net Assets.		
		<u>6,069,070</u>
Total net assets of governmental activities		<u>\$ 415,857,230</u>

The accompanying notes are an integral part of these financial statements.

This page left intentionally blank.

Leon County, Florida

Statement of Revenues, Expenditures, and Changes in Fund Balances
Governmental Funds

Year Ended September 30, 2010

	<u>General</u>	<u>Fine & Forfeiture</u>	<u>Grants</u>	<u>Capital Improvement</u>
Revenues:				
Taxes	\$ 52,761,605	\$ 62,193,568	\$ -	\$ -
Licenses and permits	-	-	-	-
Intergovernmental	16,560,164	20,539	6,778,741	-
Charges for services	7,193,970	933,035	162,371	-
Fines and forfeitures	-	131,472	-	-
Interest	20,391	552,857	100,201	1,592,632
Miscellaneous	1,277,793	-	199,162	48,984
Total revenues	<u>77,813,923</u>	<u>63,831,471</u>	<u>7,240,475</u>	<u>1,641,616</u>
Expenditures:				
Current:				
General government	31,219,517	-	22,932	1,965,076
Public safety	58,661,824	-	1,405,685	136,349
Physical environment	2,424,935	-	349,096	901,664
Transportation	-	-	992,740	1,878,894
Economic environment	2,311,158	-	778,596	-
Human services	7,137,626	-	41,989	96,529
Culture and recreation	6,163,105	-	2,977,048	3,867,316
Judicial	5,743,759	1,581,099	300,905	592,804
Debt service:				
Principal retirement	-	-	-	-
Interest and fiscal charges	-	-	-	-
Other debt service costs	-	-	-	-
Total expenditures	<u>113,661,924</u>	<u>1,581,099</u>	<u>6,868,991</u>	<u>9,438,632</u>
Excess (deficiency) of revenues over (under) expenditures	<u>(35,848,001)</u>	<u>62,250,372</u>	<u>371,484</u>	<u>(7,797,016)</u>
Other financing sources (uses):				
Transfers in	61,415,816	1,633,722	317,906	2,538,413
Transfers out	<u>(22,871,951)</u>	<u>(60,997,462)</u>	<u>(508,695)</u>	<u>(2,504,785)</u>
Total other financing sources (uses)	<u>38,543,865</u>	<u>(59,363,740)</u>	<u>(190,789)</u>	<u>33,628</u>
Net change in fund balance	2,695,864	2,886,632	180,695	(7,763,388)
Fund balances, October 1	<u>17,552,048</u>	<u>9,723,755</u>	<u>1,607,653</u>	<u>64,744,204</u>
Fund balances, September 30	<u>\$ 20,247,912</u>	<u>\$ 12,610,387</u>	<u>\$ 1,788,348</u>	<u>\$ 56,980,816</u>

The accompanying notes are an integral part of these financial statements.

Local Option Sales Tax	Extended Local Option Sales Tax	Other Governmental Funds	Total Governmental Funds
\$ -	\$ 3,384,616	\$ 22,556,325	\$ 140,896,114
-	-	2,512,356	2,512,356
-	-	17,304,014	40,663,458
-	900,745	12,828,058	22,018,179
-	-	576,982	708,454
928,086	369,265	1,375,915	4,939,347
-	-	8,035,083	9,561,022
<u>928,086</u>	<u>4,654,626</u>	<u>65,188,733</u>	<u>221,298,930</u>
-	-	2,268,193	35,475,718
-	-	33,604,327	93,808,185
-	1,812,261	6,015,344	11,503,300
6,573,116	6,908,901	12,567,912	28,921,563
-	-	2,190,835	5,280,589
-	-	2,010,463	9,286,607
-	331,398	5,317,279	18,656,146
-	-	10,081,234	18,299,801
-	-	5,461,384	5,461,384
-	-	3,926,459	3,926,459
-	-	2,156	2,156
<u>6,573,116</u>	<u>9,052,560</u>	<u>83,445,586</u>	<u>230,621,908</u>
<u>(5,645,030)</u>	<u>(4,397,934)</u>	<u>(18,256,853)</u>	<u>(9,322,978)</u>
-	-	29,730,668	95,636,525
-	-	(10,082,460)	(96,965,353)
-	-	19,648,208	(1,328,828)
(5,645,030)	(4,397,934)	1,391,355	(10,651,806)
<u>39,029,619</u>	<u>12,644,326</u>	<u>46,544,363</u>	<u>191,845,968</u>
<u>\$ 33,384,589</u>	<u>\$ 8,246,392</u>	<u>\$ 47,935,718</u>	<u>\$ 181,194,162</u>

Leon County, Florida

Reconciliation of the Statement of Revenues, Expenditures
and Changes in Fund Balances of Governmental Funds
to the Statement of Activities

September 30, 2010

Net change in fund balances - total governmental funds \$ (10,651,806)

Amounts reported for governmental activities in the statement of activities
are different because:

Governmental funds report capital outlays as expenditures. However,
in the statement of activities, the cost of those assets is allocated over
their estimated useful lives as depreciation expense.

Expenditures for capital assets	\$ 22,159,935	
Less current year depreciation	<u>(17,960,253)</u>	4,199,682

Repayment of bond principal is an expenditure in the governmental funds,
but the repayment reduces long-term liabilities in the statement of net assets.

Principal payments	<u>5,461,384</u>	5,461,384
--------------------	------------------	-----------

Some expenses reported in the statement of activities do not require
the use of current financial resources and therefore are not reported
as expenditures in the governmental funds.

Amortization of current year bond discount/premium	47,390	
Amortization of current year bond costs	(44,398)	
Amortization of current year deferred charge on refunding	(140,705)	
Change in Other Postemployment Benefits	(876,810)	
Change in long-term compensated absence	<u>(863,309)</u>	(1,877,832)

Internal service funds are used by management to charge the costs of
gasoline, vehicle repair, risk management, and telephone services to
individual funds. The net loss of the Internal Service Funds was reported with
governmental activities. (\$64,065 was included with business-type activities.)

	<u>1,304,366</u>
--	------------------

Changes in net assets of governmental activities \$ (1,564,206)

The accompanying notes are an integral part of these financial statements.

Leon County, Florida

Statement of Revenues, Expenditures, and Changes in Fund Balances - Budget and Actual
General Fund

Year Ended September 30, 2010

	Budgeted Amounts		Actual Amounts	Variance With Final Budget
	Original	Final		Positive (Negative)
Revenues:				
Taxes	\$ 52,593,255	\$ 52,593,255	\$ 52,761,605	\$ 168,350
Intergovernmental	15,755,320	15,619,359	16,560,164	940,805
Charges for services	12,458,823	12,458,823	7,193,970	(5,264,853)
Interest	599,354	599,249	20,391	(578,858)
Miscellaneous	162,014	142,500	1,277,793	1,135,293
Total revenues	<u>81,568,766</u>	<u>81,413,186</u>	<u>77,813,923</u>	<u>(3,599,263)</u>
Expenditures:				
Current:				
General government	37,356,358	34,229,122	31,219,517	3,009,605
Public safety	59,120,240	59,120,240	58,661,824	458,416
Physical environment	2,529,100	2,365,451	2,424,935	(59,484)
Economic environment	2,401,899	2,400,783	2,311,158	89,625
Human services	7,533,810	6,910,854	7,137,626	(226,772)
Culture and recreation	6,683,788	6,741,996	6,163,105	578,891
Judicial	3,554,782	3,480,814	5,743,759	(2,262,945)
Total expenditures	<u>119,179,977</u>	<u>115,249,260</u>	<u>113,661,924</u>	<u>1,587,336</u>
Excess (deficiency) of revenues over (under) expenditures	<u>(37,611,211)</u>	<u>(33,836,074)</u>	<u>(35,848,001)</u>	<u>(2,011,927)</u>
Other financing sources (uses):				
Transfers in	73,888,692	74,061,732	61,415,816	(12,645,916)
Transfers out	<u>(39,564,794)</u>	<u>(40,225,658)</u>	<u>(22,871,951)</u>	<u>17,353,707</u>
Total other financing sources (uses)	<u>34,323,898</u>	<u>33,836,074</u>	<u>38,543,865</u>	<u>4,707,791</u>
Net change in fund balance	(3,287,313)	-	2,695,864	2,695,864
Fund balances, October 1	<u>17,552,048</u>	<u>17,552,048</u>	<u>17,552,048</u>	<u>-</u>
Fund balances, September 30	<u>\$ 14,264,735</u>	<u>\$ 17,552,048</u>	<u>\$ 20,247,912</u>	<u>\$ 2,695,864</u>

The accompanying notes are an integral part of these financial statements.

Leon County, Florida

Statement of Revenues, Expenditures, and Changes in Fund Balances - Budget and Actual
Fine and Forfeiture Fund

Year Ended September 30, 2010

	Budgeted Amounts		Actual Amounts	Variance With Final Budget Positive (Negative)
	Original	Final		
Revenues:				
Taxes	\$ 61,853,568	\$ 61,853,568	\$ 62,193,568	\$ 340,000
Intergovernmental	11,875	11,875	20,539	8,664
Charges for services	1,089,950	1,089,950	933,035	(156,915)
Fines and forfeitures	159,600	159,600	131,472	(28,128)
Interest	321,385	321,385	552,857	231,472
Total revenues	<u>63,436,378</u>	<u>63,436,378</u>	<u>63,831,471</u>	<u>395,093</u>
Expenditures:				
Physical environment	10,438	10,438	-	10,438
Human services	100,000	200,000	-	200,000
Judicial	2,628,614	2,778,614	1,581,099	1,197,515
Total expenditures	<u>2,739,052</u>	<u>2,989,052</u>	<u>1,581,099</u>	<u>1,407,953</u>
Excess (deficiency) of revenues over (under) expenditures	<u>60,697,326</u>	<u>60,447,326</u>	<u>62,250,372</u>	<u>1,803,046</u>
Other financing sources (uses):				
Transfers in	-	-	1,633,722	1,633,722
Transfers out	(60,697,326)	(60,697,326)	(60,997,462)	(300,136)
Total other financing sources (uses)	<u>(60,697,326)</u>	<u>(60,697,326)</u>	<u>(59,363,740)</u>	<u>1,333,586</u>
Net change in fund balance	-	(250,000)	2,886,632	3,136,632
Fund balances, October 1	<u>9,723,755</u>	<u>9,723,755</u>	<u>9,723,755</u>	-
Fund balances, September 30	<u>\$ 9,723,755</u>	<u>\$ 9,473,755</u>	<u>\$ 12,610,387</u>	<u>\$ 3,136,632</u>

The accompanying notes are an integral part of these financial statements.

Leon County, Florida

Statement of Revenues, Expenditures, and Changes in Fund Balance - Budget and Actual
Grants Fund

Year Ended September 30, 2010

	Budgeted Amounts		Actual Amounts	Variance With Final Budget
	Original	Final		Positive (Negative)
Revenues:				
Intergovernmental	\$ 342,292	\$ 23,868,057	\$ 6,778,741	\$ (17,089,316)
Charges for services	125,875	253,958	162,371	(91,587)
Interest	-	-	100,201	100,201
Miscellaneous	-	1,358,700	199,162	(1,159,538)
Total revenues	<u>468,167</u>	<u>25,480,715</u>	<u>7,240,475</u>	<u>(18,240,240)</u>
Expenditures:				
General government	90,000	1,349,087	22,932	1,326,155
Public safety	482,010	4,569,598	1,405,685	3,163,913
Physical environment	-	9,185,965	349,096	8,836,869
Transportation	-	2,639,990	992,740	1,647,250
Economic environment	-	1,624,540	778,596	845,944
Human services	-	1,745,589	41,989	1,703,600
Culture and recreation	-	3,985,152	2,977,048	1,008,104
Judicial	-	371,958	300,905	71,053
Total expenditures	<u>572,010</u>	<u>25,471,879</u>	<u>6,868,991</u>	<u>18,602,888</u>
Excess (deficiency) of revenues over (under) expenditures	<u>(103,843)</u>	<u>8,836</u>	<u>371,484</u>	<u>362,648</u>
Other financing sources (uses):				
Transfers in	224,998	548,387	317,906	(230,481)
Transfers out	<u>(121,155)</u>	<u>(690,205)</u>	<u>(508,695)</u>	<u>181,510</u>
Total other financing sources (uses)	<u>103,843</u>	<u>(141,818)</u>	<u>(190,789)</u>	<u>(48,971)</u>
Net change in fund balance	-	(132,982)	180,695	313,677
Fund balances, October 1	<u>1,607,653</u>	<u>1,607,653</u>	<u>1,607,653</u>	<u>-</u>
Fund balances, September 30	<u>\$ 1,607,653</u>	<u>\$ 1,474,671</u>	<u>\$ 1,788,348</u>	<u>\$ 313,677</u>

The accompanying notes are an integral part of these financial statements.

Leon County, Florida

Statement of Net Assets
Proprietary Funds

September 30, 2010

	Business-type Activities - Enterprise Funds			Governmental Activities - Internal Service Funds
	Nonmajor Fund			
	Landfill	Amtrak Station	Totals	
Assets:				
Current assets:				
Cash	\$ 4,761	\$ 129,736	\$ 134,497	\$ 121,097
Cash with fiscal agent	-	-	-	39,708
Investments	11,024,176	-	11,024,176	9,419,345
Receivables:				
Accounts	676,914	-	676,914	31,641
Intergovernmental	-	-	-	29,806
Inventory	3,510	-	3,510	54,997
Total current assets	<u>11,709,361</u>	<u>129,736</u>	<u>11,839,097</u>	<u>9,696,594</u>
Noncurrent assets:				
Restricted cash and investments	6,808,981	-	6,808,981	-
Capital assets:				
Land non-depreciable	1,809,844	600,000	2,409,844	-
Depreciable (net)	11,001,444	773,681	11,775,125	-
Total noncurrent assets	<u>19,620,269</u>	<u>1,373,681</u>	<u>20,993,950</u>	<u>-</u>
Total assets	<u>31,329,630</u>	<u>1,503,417</u>	<u>32,833,047</u>	<u>9,696,594</u>
Liabilities:				
Current liabilities:				
Accounts payable	569,279	-	569,279	160,426
Accrued liabilities	79,110	-	79,110	21,395
Intergovernmental payable	68	-	68	-
Compensated absences	58,212	-	58,212	-
Advances from other funds	-	-	-	20,000
Other current liabilities	-	-	-	3,050,000
Total current liabilities	<u>706,669</u>	<u>-</u>	<u>706,669</u>	<u>3,251,821</u>
Noncurrent liabilities:				
Compensated absences	110,885	-	110,885	-
Liability for closure costs/maintenance	10,995,717	-	10,995,717	-
Total noncurrent liabilities	<u>11,106,602</u>	<u>-</u>	<u>11,106,602</u>	<u>-</u>
Total liabilities	<u>11,813,271</u>	<u>-</u>	<u>11,813,271</u>	<u>3,251,821</u>
Net assets:				
Net assets invested in capital assets	12,811,288	1,373,681	14,184,969	-
Unrestricted	6,705,071	129,736	6,834,807	6,444,773
Total net assets	<u>\$ 19,516,359</u>	<u>\$ 1,503,417</u>	<u>21,019,776</u>	<u>\$ 6,444,773</u>
Adjustment to reflect the consolidation of internal service fund activities related to enterprise funds.			<u>375,703</u>	
Net assets of business-type activities			<u>\$ 21,395,479</u>	

The accompanying notes are an integral part of these financial statements.

Leon County, Florida

Statement of Revenues, Expenses and Changes in Net Assets
Proprietary Funds

Year Ended September 30, 2010

	Business-type Activities - Enterprise Funds			Governmental Activities -
	Nonmajor Fund		Totals	Internal Service Funds
	Landfill	Amtrak Station		
Operating revenues:				
Charges for services	\$ 7,665,383	\$ -	\$ 7,665,383	\$ 6,045,786
Total operating revenues	<u>7,665,383</u>	<u>-</u>	<u>7,665,383</u>	<u>6,045,786</u>
Operating expenses:				
Personnel services	2,133,881	-	2,133,881	710,785
Contractual services	5,688,424	7,375	5,695,799	73,036
Supplies	307,706	-	307,706	1,159,147
Communications services	23,806	-	23,806	595,520
Insurance	91,735	1,253	92,988	1,686,952
Utility services	316,161	-	316,161	67,234
Depreciation	589,937	-	589,937	-
Other services and charges	1,664,634	-	1,664,634	649,198
Total operating expenses	<u>10,816,284</u>	<u>8,628</u>	<u>10,824,912</u>	<u>4,941,872</u>
Operating income (loss)	<u>(3,150,901)</u>	<u>(8,628)</u>	<u>(3,159,529)</u>	<u>1,103,914</u>
Nonoperating revenues:				
Taxes	1,441,095	-	1,441,095	-
Interest revenue	479,953	3,543	483,496	264,513
Miscellaneous	248,285	-	248,285	-
Total nonoperating revenues	<u>2,169,333</u>	<u>3,543</u>	<u>2,172,876</u>	<u>264,513</u>
Income (loss) before transfers	<u>(981,568)</u>	<u>(5,085)</u>	<u>(986,653)</u>	<u>1,368,427</u>
Transfers In	1,357,650	-	1,357,650	-
Transfers out	<u>(28,822)</u>	<u>-</u>	<u>(28,822)</u>	<u>-</u>
Change in net assets	347,260	(5,085)	342,175	1,368,427
Net assets, October 1	<u>19,169,099</u>	<u>1,508,502</u>		<u>5,076,346</u>
Net assets, September 30	<u>\$ 19,516,359</u>	<u>\$ 1,503,417</u>		<u>\$ 6,444,773</u>
Adjustment to reflect the consolidation of internal service fund activities related to enterprise funds.			<u>64,065</u>	
Change in net assets of business-type activities			<u>\$ 406,240</u>	

The accompanying notes are an integral part of these financial statements.

Leon County, Florida

Statement of Cash Flows
Proprietary Funds

Year Ended September 30, 2010

	Business-type Activities - Enterprise Funds			Governmental Activities - Internal Service Funds
	Landfill	Nonmajor Fund Amtrak Station	Totals	
Cash flows from operating activities:				
Receipts from customers	\$ 7,899,539	\$ -	\$ 7,899,539	\$ 1,362,645
Receipts from interfund services	-	-	-	4,663,976
Payments to suppliers	(7,146,200)	(7,375)	(7,153,575)	(4,343,307)
Payments to employees	(2,117,111)	-	(2,117,111)	(717,144)
Claims paid	-	-	-	(266,593)
Payments for interfund services	(868,463)	(1,253)	(869,716)	(112,387)
Net cash (used in) provided by operating activities	(2,232,235)	(8,628)	(2,240,863)	587,190
Cash flows from noncapital financing activities:				
Tax proceeds	1,441,095	-	1,441,095	-
Repayments on interfund loans	(3,174)	-	(3,174)	-
Transfers received from other funds	1,357,650	-	1,357,650	-
Transfers made to other funds	(28,822)	-	(28,822)	-
Net cash provided by noncapital financing activities	2,766,749	-	2,766,749	-
Cash flows from capital and related financing activities:				
Sale of property	662,567	-	662,567	-
Acquisition and/or construction of capital assets	(1,456,662)	-	(1,456,662)	-
Net cash used in capital and related financing activities	(794,095)	-	(794,095)	-
Cash flows from investing activities				
Proceeds from sales and maturities of investments	5,489,329	-	5,489,329	4,109,616
Purchase of investments	(5,652,873)	-	(5,652,873)	(4,888,406)
Interest and dividends received	426,298	3,543	429,841	216,644
Net cash provided by (used in) investing activities	262,754	3,543	266,297	(562,146)
Net increase (decrease) in cash	3,173	(5,085)	(1,912)	25,044
Cash and equivalents, October 1	1,588	134,821	136,409	135,761
Cash and equivalents, September 30	\$ 4,761	\$ 129,736	\$ 134,497	\$ 160,805

The accompanying notes are an integral part of these financial statements.

Leon County, Florida

Statement of Cash Flows
Proprietary Funds

Year Ended September 30, 2010

	Business-type Activities - Enterprise Funds			Governmental Activities - Internal Service Funds
	Nonmajor Fund			
	Landfill	Amtrak Station	Totals	
Reconciliation of operating income (loss) to net cash provided by (used in) operating activities:				
Operating income (loss)	\$ (3,150,901)	\$ (8,628)	\$ (3,159,529)	\$ 1,103,914
Adjustments to reconcile operating income (loss) to net cash provided by (used in) operating activities:				
Depreciation expense	589,938	-	589,938	-
Change in assets and liabilities:				
Receivables	125,290	-	125,290	(10,051)
Fixed assets	-	-	-	-
Inventories	630	-	630	(13,249)
Accounts payable	77,180	-	77,180	(442,941)
Accrued expenses	16,759	-	16,759	(50,483)
Estimated liability for closure	108,869	-	108,869	-
Net cash provided by (used in) operating activities	<u>\$ (2,232,235)</u>	<u>\$ (8,628)</u>	<u>\$ (2,240,863)</u>	<u>\$ 587,190</u>

The accompanying notes are an integral part of these financial statements.

Leon County, Florida
Statement of Fiduciary Net Assets
Agency Funds

September 30, 2010

	Total Agency Funds
Assets:	
Cash	\$ 6,653,464
Investments	907,467
Receivables:	
Accounts	1,012,647
Total assets	<u>\$ 8,573,578</u>
Liabilities:	
Accounts payable	\$ 2,071,471
Due to other governments	2,585,397
Deposits	2,182,982
Installment tax deposits	1,733,728
Total liabilities	<u>\$ 8,573,578</u>

The accompanying notes are an integral part of these financial statements.

LEON COUNTY, FLORIDA
NOTES TO FINANCIAL STATEMENTS
SEPTEMBER 30, 2010

I.	SUMMARY OF SIGNIFICANT ACCOUNTING POLICIES	
A.	Reporting Entity	30
B.	Measurement Focus and Basis of Accounting	32
C.	Basis of Presentation	35
D.	Assets, Liabilities, and Net Assets	37
II.	RECONCILIATION OF GOVERNMENT-WIDE AND FUND FINANCIAL STATEMENTS	
A.	Explanation of Differences Between the Governmental Fund Balance Sheet and the Government-wide Statement of Net Assets	41
B.	Explanation of Differences Between the Governmental Fund Operating Statements and the Government-wide Statement of Activities	45
III.	STEWARDSHIP, COMPLIANCE, AND ACCOUNTABILITY	
A.	Budgets and Budgetary Accounting	49
IV.	CASH AND INVESTMENTS	51
V.	PROPERTY TAXES	56
VI.	CAPITAL ASSETS	
A.	Capital Asset Activity	58
B.	Depreciation Expense	59
VII.	INTERFUND RECEIVABLES, PAYABLES, AND TRANSFERS	
A.	Interfund Balances	60
B.	Interfund Transfers	62
VIII.	LONG-TERM OBLIGATIONS	
A.	Long-term Obligations	63
B.	A Schedule of Debt Service Requirements	66
C.	Advances and Current Refunding	66
D.	A Summary of Changes in the Long-term Debt of the County	67
E.	Purchase Cards	68
F.	Special Assessment Debt	68
G.	Demand Bonds	68
H.	Discretely Presented Component Unit – Housing Finance Authority of Leon County	68
I.	Conduit Debt Obligations	69
J.	Debt Parity	70

IX.	CLOSURE AND POST CLOSURE CARE COST	71
X.	EMPLOYEE BENEFITS	
	A. Florida Retirement System	72
	B. Deferred Compensation Plan	73
	C. Liability for Compensated Absences	73
	D. Executive Service Plan	73
	E. Postemployment Benefits other than Pension Benefits	74
XI.	RISK MANAGEMENT AND CONVENTIONALLY INSURED CLAIMS & LOSSES	
	A. General Liability	76
	B. Workers Compensation	76
	C. Automobile Liability	77
	D. Professional Liability	77
	E. Excess Insurance	78
XII.	SEGMENT INFORMATION – ENTERPRISE FUNDS	78
XIII.	OTHER REQUIRED INDIVIDUAL FUND DISCLOSURES	
	A. Excess of Expenditures Over Appropriations	78
	B. Excess of Expenditures Over Revenue in the Budget Column	78
	C. Deficit Fund Balances	78
XIV.	COMMITMENTS AND CONTINGENCIES	
	A. Contract Commitments	79
	B. Blueprint 2000 Intergovernmental Agency	81
	C. Potential Liabilities Resulting from Litigation	82

Leon County, Florida
Notes to Financial Statements
September 30, 2010

NOTE I. SUMMARY OF SIGNIFICANT ACCOUNTING POLICIES

A. Reporting Entity

Leon County, Florida (the County) is a political subdivision of the State of Florida and provides services to its residents in many areas, including public safety, transportation, recreation and human services. The County is governed by an elected Board of County Commissioners (seven members). In addition to the members of the Board of County Commissioners, there are five elected Constitutional Officers: Clerk of the Circuit Court, Sheriff, Tax Collector, Property Appraiser and Supervisor of Elections. The Constitutional Officers maintain separate accounting records and budgets. Effective for the 2003 fiscal year, the citizens of Leon County passed a voter referendum to make Leon County a Charter County. The Charter is a simple charter, which allows for the same powers and duties as provided in the Constitution of the State of Florida and Florida Statutes. However, in certain instances, the Charter may alter or expand the powers of the elected officials via voter referendum.

The accompanying financial statements present the combined financial position and results of operations of the entity as a whole, by major fund and nonmajor funds in aggregate, that are governed by the Board and the Constitutional Officers of Leon County, Florida.

The Board of County Commissioners funds a portion, or in some cases all, of the operating budgets of the County's Constitutional Officers. The payments by the Board of County Commissioners to fund the operating budgets of the Constitutional Officers are recorded as expenditures on the financial statements of the Board and as appropriations or charges for services on the financial statements of the Constitutional Officers. Accordingly, such amounts and the budget relating to those amounts have been eliminated in the accompanying combined financial statements.

Component Units

The component units that are discussed below have been reviewed to see if they should be included in the County's reporting entity. They would be included in the County's reporting entity either because of the significance of the operational relationship or the County is financially accountable for the component unit. The County is financially accountable for an organization when the County appoints a voting majority of the organization's governing body and is able to impose its will on the organization. The County is also financially accountable when there is a potential for the organization to provide a financial benefit or impose a financial burden on Leon County; or the organization is fiscally dependent on the County.

NOTE I. SUMMARY OF SIGNIFICANT ACCOUNTING POLICIES (CONTINUED)

A. Reporting Entity (continued)

Component Units (continued)

Specific criteria used to determine financial accountability are:

- Selection of a Voting Majority of the Governing Body.
- Imposition of Will: Ability to remove appointed members at will; ability to approve or modify charges affecting revenue; ability to appoint, hire or dismiss management.
- Financial Benefit or Burden Relationship: The County is legally entitled to or can otherwise access the organization's resources; the County is legally obligated or has otherwise assumed the obligation to finance the deficits of or provide support to the organization; or the County is obligated in some manner for the debt of the organization.
- Fiscal Dependency: Ability to approve or modify the organization's budget or rate charges and ability to approve debt issuances and/or tax levies.

The financial statements of the component units would be included in the financial reporting entity either as a blended component unit or as a discretely presented component unit in accordance with Governmental Accounting Standards Board (GASB) Statement No. 14, "The Financial Reporting Entity," and GASB Statement No. 39, "Determining Whether Certain Organizations Are Component Units." At September 30, 2010, the only component unit of the County is The Housing Finance Authority of Leon County (the "Authority") and is presented in a separate column on the County's financial statements.

The Authority was created as a Florida public corporation in accordance with the Florida Housing Finance Authority Law, Part IV of Chapter 159, Florida Statutes (1979), following the adoption of an approving ordinance (#80-39) by the Board of County Commissioners of Leon County, Florida. The Authority is a Dependent Special District as defined in Chapter 89-169, Laws of Florida.

The Authority's governing board is appointed by the Board of County Commissioners; the budget is approved by the County; all bonds issued and contracts entered into must be approved by the County; the County may, at its sole discretion, and at anytime, alter or change the structure, organization, programs or activities of the Authority, including the power to terminate the Authority; and the County maintains the books and records of the Authority. This unit is reported in a separate column to emphasize that it is legally separate from the County. Separate financial information for the Authority is available in the Finance Department currently housed in the Bank of America Building, commonly known as BOA Building, 315 South Calhoun Street, Suite 450, Tallahassee, Florida 32301.

NOTE I. SUMMARY OF SIGNIFICANT ACCOUNTING POLICIES (CONTINUED)

A. Reporting Entity (continued)

Component Units (continued)

Excluded from the Reporting Entity:

The Leon County Health Facilities Authority, Leon County Research and Development Authority, Leon County Education Facilities Authority, and Community Redevelopment Agency have been established under Florida Statutes, Chapter 159, Part V; Chapter 154, Part III; Chapter 243; and Chapter 163, Part III, respectively. Operations of the above authorities are not included in this report.

Other public entities located within Leon County and not included in the financial statements of the County include municipalities and the following independent taxing districts authorized and established by the laws of Florida:

Leon County School Board District
Leon County Health Department
Tallahassee – Leon County Civic Center Authority
Fallschase Special Taxing District
Northwest Florida Water Management District

These potential component units have been excluded because they do not meet the criteria for inclusion in the reporting entity.

B. Measurement Focus and Basis of Accounting

The basic financial statements of the County are composed of the following:

- Government-wide financial statements
- Fund financial statements
- Notes to the financial statements

Government-wide Financial Statements

Government-wide financial statements (the Statement of Net Assets and Statement of Activities) provide financial information about Leon County government as a whole, except for its fiduciary activities. These statements include separate columns for the governmental and business-type activities of the primary government, as well as its discretely presented component unit and provide for a consolidated financial picture of the government. The Statement of Net Assets reports all financial and capital resources of Leon County's governmental and business-type

NOTE I. SUMMARY OF SIGNIFICANT ACCOUNTING POLICIES (CONTINUED)

B. Measurement Focus and Basis of Accounting (continued)

Government-wide Financial Statements (continued)

activities. The Statement of Activities reports functional categories of programs provided by the County and demonstrate how and to what degree those programs are supported by specific revenue. As part of the consolidation process, the effect of interfund activity has been removed from these statements to avoid distorted financial results. Any interfund services provided and used are not eliminated during this process, but reassigned to governmental activities. Any amounts reported as interfund balances represent the residual amounts due between governmental and business-type activities. Fiduciary funds of the government are also removed from this presentation since the resources are not available for general government funding purposes. Governmental activities, which normally are supported by taxes and intergovernmental revenues, are reported separately from business-type activities. Business-type activities rely, to a significant extent, on fees and charges for support.

Likewise, the primary government is reported separately from the legally separate component unit for which the primary government is financially accountable. Government-wide financial statements are reported using the economic resources measurement focus and the accrual basis of accounting, as are the proprietary fund and agency fund financial statements. Under the accrual basis of accounting, revenues, expenses, gains, losses, assets, and liabilities resulting from exchange and exchange-like transactions are recognized when the exchange takes place. Revenues, expenses, gains, losses, assets, and liabilities resulting from nonexchange transactions are recognized in accordance with the requirements of GASB Statement No. 33, *Accounting and Financial Reporting for Nonexchange Transactions*. Program revenues include charges for services, fines and forfeiture, licenses and permits, and payments made by parties outside of the reporting government's citizenry if that money is restricted to a particular program. Program revenues are netted with program expenses in the Statement of Activities to present the net cost of each program. Amounts paid to acquire capital assets are capitalized as assets in the government-wide financial statements, rather than being reported as expenditures. Proceeds of long-term debt are recorded as liabilities in the government-wide financial statements, rather than as another financing source. Amounts paid to reduce long-term indebtedness of the reporting government are reported as reductions of the related liability, rather than as expenditures.

Fund Financial Statements

The accounts of the County are organized on the basis of funds, each of which is considered a separate accounting entity. The operations of each fund are accounted for with a separate set of self-balancing accounts that comprises its assets, liabilities, fund equity, revenue and expenditures, or expenses, as appropriate. Government resources are allocated to, and accounted for, in individual funds based upon the purposes for which they are to be spent and the means by which spending activities are controlled.

NOTE I. SUMMARY OF SIGNIFICANT ACCOUNTING POLICIES (CONTINUED)

B. Measurement Focus and Basis of Accounting (continued)

Fund Financial Statements (continued)

A fund financial statement for the primary government's governmental, proprietary, and fiduciary funds are presented after the government-wide financial statements. These statements show information about major funds individually and nonmajor funds in the aggregate for governmental and enterprise funds. The fiduciary statement includes financial information for the agency funds. The agency funds of the County primarily represent assets held by the County in a custodial capacity for other individuals or governments.

Governmental Funds

Governmental fund financial statements are reported using the current financial resources measurement focus and the modified accrual basis of accounting. Revenues are recognized as soon as they are both measurable and available. Revenues are considered to be available when they are collected within the current period or soon enough thereafter to pay liabilities of the current period. For this purpose, the County considers revenues to be available if they are collected within 60 days of the end of the current fiscal period. Expenditures generally are recorded when a liability is incurred, as under accrual accounting. Franchise fees, licenses, sales taxes, gas taxes, operating and capital grants, and interest associated with the current fiscal period are all considered to be susceptible to accrual and have been recognized as revenues of the current fiscal period. All other revenue items are considered to be measurable only when the County receives cash.

Under the current financial resources measurement focus, only current assets and current liabilities are generally included on the balance sheet. The reported fund balance is considered to be a measure of "available spendable resources". Governmental funds operating statements present increases (revenues and other financing sources) and decreases (expenditures and other financing uses) in net current assets. Accordingly, they are said to present a summary of sources and uses of "available spendable resources" during a period.

Noncurrent portions of long-term receivables (special assessment) due to governmental funds are reported on their balance sheets in spite of their spending measurement focus. Noncurrent portions of other long-term receivables are offset by deferred revenue.

Because of their spending measurement focus, expenditure recognition for governmental fund types excludes amounts represented by noncurrent liabilities. Since they do not affect net current assets, such long-term amounts are not recognized as governmental fund type expenditures or fund liabilities.

Amounts expended to acquire capital assets are recorded as expenditures in the year that resources were expended, rather than as fund assets. The proceeds of long-term debt are recorded as another financing source rather than as a fund liability. However, debt service

NOTE I. SUMMARY OF SIGNIFICANT ACCOUNTING POLICIES (CONTINUED)

B. Measurement Focus and Basis of Accounting (continued)

Fund Financial Statements (continued)

expenditures, as well as expenditures related to compensated absences and claims and judgments, are recorded only when payment is due.

Proprietary Funds

The County's enterprise funds and internal service funds are proprietary funds. In the fund financial statements, proprietary funds are presented using the accrual basis of accounting. Revenues are recognized when they are earned and expenses are recognized when the related goods or services are delivered. In the fund financial statements, proprietary funds are presented using the economic resources measurement focus. This means that all assets and all liabilities (whether current or noncurrent) associated with their activity are included on their balance sheets. Proprietary fund type operating statements present increases (revenues) and decreases (expenses) in total net assets. For the enterprise funds, as permitted by GASB Statement No. 20, the County has elected not to apply all FASB Statements and Interpretations, APB Opinions and Accounting Research Bulletins, issued on or after November 30, 1989.

Proprietary fund operating revenues, such as charges for services, result from exchange transactions associated with the principal activity of the fund. Exchange transactions are those in which each party receives and gives up essentially equal values. Nonoperating revenues, such as subsidies, taxes, and investment earnings, result from nonexchange transactions or ancillary activities. Amounts paid to acquire capital assets are capitalized as assets in the fund financial statements, rather than reported as an expenditure. Proceeds of long-term debt are recorded as a liability in the fund financial statements, rather than as another financing source. Amounts paid to reduce long-term indebtedness are reported as a reduction of the related liabilities, rather than as an expense.

C. Basis of Presentation

GASB Statement No. 34 sets forth minimum criteria (percentage of the assets, liabilities, revenues or expenditures/expenses of either fund category and the governmental and enterprise combined) for the determination of major funds. The nonmajor funds are combined in a column in the fund financial statements and detailed in the combining section.

Governmental Major Funds:

The County reports the following major funds in the governmental fund financial statements:

General— The General Fund is the general operating fund of the County. This fund is used to account for all financial transactions not required to be accounted for in another fund.

NOTE I. SUMMARY OF SIGNIFICANT ACCOUNTING POLICIES (CONTINUED)

C. Basis of Presentation (continued)

Governmental Major Funds (continued)

Fine and Forfeiture — This fund was established to account for revenues collected pursuant to the provisions of Section 142.01, Florida Statutes. It also accounts for expenditures related to the costs of criminal prosecutions and for the proceeds of certain court fines and costs as well as accounting for ad valorem tax revenues collected and used to support the Sheriff's Department.

Grants — This fund is used to account for the revenues and expenses of federal, state and local grants awarded to the county. This fund also includes the corresponding county matching funds for the various grants.

Capital Improvement — This fund is used to account for the acquisition or construction of major non-transportation related capital facilities and/or projects other than those financed by proprietary funds.

Local Option Sales Tax — The Local Option Sales Tax Fund accounts for revenues generated by the local option one-cent sales tax. This tax, which was approved by the voters of Leon County in a referendum election held on November 4, 1989, provides for the levy of a one percent sales tax on every taxable item sold in the County and taxed pursuant to the provisions of Section 206, Florida Statutes. The statutory authority to collect these revenues expired on October 31, 2004. Utilization of the proceeds of this tax are limited to the costs of acquisition, construction, reconstruction, and maintenance of roads and streets; and the costs of establishing, operating, and maintaining a transportation system and related facilities.

Extended Local Option Sales Tax — In November of 2000, county residents approved a referendum extending the imposition of the one-cent local option sales tax beginning in fiscal year 2004 for 15 years. This fund is used for various road, storm-water and park improvements and is the continuation of the Local Option Sales Tax Fund.

Proprietary Major Fund:

Landfill — This fund accounts for the revenues, expenses, assets and liabilities associated with the County landfill and transfer station.

Note: The determination of which funds are major funds will vary from year to year because the determination is made using the calculation requirements established in GASB 34.

NOTE I. SUMMARY OF SIGNIFICANT ACCOUNTING POLICIES (CONTINUED)

C. Basis of Presentation (continued)

Other Fund Types:

Internal Service Funds — Internal Service Funds account for fleet management, communications, and self insurance services provided to other departments of the County on a cost reimbursement basis.

Agency Funds — The Agency Fund is used to account for the collection and disbursement of monies by the County on behalf of other governments and individuals, such as cash bonds, traffic fines, support payments and ad valorem taxes.

Noncurrent Governmental Assets/Liabilities

GASB Statement No. 34 requires noncurrent governmental assets, such as land and buildings, and non-current governmental liabilities, such as general obligation bonds, revenue bonds and capital leases, be reported in the governmental activities column in the government-wide statement of net assets.

D. Assets, Liabilities, and Net Assets

Cash and Cash Equivalents

Cash and cash equivalents are defined as short-term, highly liquid investments that are both readily convertible to known amounts of cash and have an original maturity of three months or less. This includes cash in banks, repurchase agreements with financial institutions, petty cash, cash with claims administrators, and balances.

Investments

Investments for the County are reported at fair value, in accordance with GASB Statement No. 31. In addition to reporting investments at fair value, the County reports investment risk strategies in accordance with the requirements of GASB 40.

Receivables and Payables

Receivables are shown net of an allowance for uncollectibles. The emergency medical services allowance is equal to 41% of outstanding gross charges at September 30, 2010.

NOTE I. SUMMARY OF SIGNIFICANT ACCOUNTING POLICIES (CONTINUED)

D. Assets, Liabilities, and Net Assets (continued)

Inventories and Prepaid Items

Inventories, consisting primarily of expendable items (materials and supplies), are determined by physical count at the County's fiscal year-end and valued at cost on the basis of the "first-in first-out" method of accounting. Inventory shown in the Governmental Funds consists of fuel, medical supplies, vehicle parts and road materials. The inventory is recorded as an expenditure when consumed (consumption method) rather than when purchased.

Certain payments to vendors reflect costs applicable to future accounting periods and are recorded as prepaid items in both government-wide and fund financial statements.

Restricted Assets

Certain funds of the County are classified as restricted assets on the Statement of Net Assets because the restriction is either imposed by law through constitutional provisions or enabling legislation or imposed externally by creditors, grantors, contributors, or laws or regulations of other governments. Therefore, their use is limited by applicable laws and regulations. It is the practice of the County to utilize restricted net assets before unrestricted net assets. Certain Landfill Fund assets are required to be segregated from other current assets. These assets are legally restricted for specific purposes, such as landfill closure and post-closure care.

Capital Assets

Capital assets include property, plant, equipment, and infrastructure assets. Infrastructure assets are defined as public domain fixed assets such as roads, bridges, curbs and gutters, streets and sidewalks, drainage systems, lighting systems, and similar assets that are immovable and of value only to the government unit. All qualified infrastructure assets have been capitalized and included in the September 30, 2010 financial statements. Capital assets are reported in the government-wide financial statements in the applicable governmental or business-type activities column, as well as the proprietary fund financial statements. Capital assets are defined by Section 274.02, Florida Statutes, to include items of a nonconsumable nature with a value of at least \$1,000 and a life of one year or more. The County maintains an administrative record of these assets. However, for reporting purposes, the threshold for capitalizing property, plant, and equipment is \$20,000, buildings \$50,000 and infrastructure is \$100,000. Capital assets are recorded at cost, or estimated historical cost. Contributed assets are recorded at estimated fair market value at the time received. Depreciation is calculated using the straight-line method over the estimated useful lives of the related assets.

Leon County, Florida
Notes to Financial Statements
September 30, 2010

NOTE I. SUMMARY OF SIGNIFICANT ACCOUNTING POLICIES (CONTINUED)

D. Assets, Liabilities, and Net Assets (continued)

Capital Assets (continued)

The ranges of useful lives are as follows:

<u>Assets</u>	<u>Years</u>
Buildings	30-50
Improvements other than buildings	6-50
Equipment	3-35
Library Collection	5
Furniture	4-20
Vehicles and rolling stock	3-10
Infrastructure	20-50

Florida Statutes require that the County maintain accountability for all assets used in operations, except those maintained by the Sheriff.

Capitalization of Interest

Interest costs related to bond issues are capitalized during the construction period for Proprietary activities only; GASB Statement No. 37 removes the capitalization of construction period interest requirement for capitalized assets used in Governmental activities. Instead, such costs are netted against applicable interest earnings on construction fund investments. During the current period, the County did not have any capitalized interest.

Unearned Revenues

Deferred revenues reported in government-wide financial statements represent unearned revenues. The deferred revenues will be recognized as revenue in the fiscal year they are earned in accordance with the accrual basis of accounting. Deferred revenues reported in governmental fund financial statements represent unearned revenues or revenues which are measurable but not available. In accordance with the modified accrual basis of accounting, these items are reported as deferred revenues.

Landfill Closure Costs

The County has adopted a policy, based on U.S. Environmental Protection Agency rules and in accordance with Florida Law, to set aside funds for the post-closure care costs of the County's landfills.

NOTE I. SUMMARY OF SIGNIFICANT ACCOUNTING POLICIES (CONTINUED)

D. Assets, Liabilities and Net Assets (continued)

Landfill Closure Costs (continued)

Within the Landfill Fund, deposits are made to the fund's other cash and cash equivalents account for the purpose of complying with the escrow requirements of Rule 17-701.630, Florida Administrative Code. This rule requires the County to annually deposit funds in an interest-bearing escrow account for the purpose of funding the minimum estimated landfill closure cost. This amount is represented as "restricted assets" on the Statement of Net Assets.

Per the above rule, an audited report is filed each year with the Florida Department of Environmental Protection. The liability on the face of the statements is equal to the total estimated cost of closure and post-closure care. The estimates are reviewed and adjusted each year for changes due to inflation, technology or applicable laws or regulations.

Accrued Compensated Absences

The County accrues accumulated unpaid vacation and sick leave when earned by the employee. The current portion is the amount estimated to be used in the following year. The non-current portion is the amount estimated to be used in subsequent fiscal years. Both the current and non-current estimated accrued compensated absences amounts for governmental funds are maintained separately and represent a reconciling item between the fund and the government-wide presentations.

Net Obligation for Other Postemployment Benefits

The County offers retiree medical and life insurance benefits for qualifying employees that have retired from a Florida Retirement System (FRS) pension plan. Following the provisions of GASB Statement No. 45, a net obligation is accrued as a non-current liability and is a reconciling item between the fund and the government-wide presentations.

Obligation for Bond Arbitrage Rebate

Pursuant to Section 148(f) of the U.S. Internal Revenue Code, the County must rebate to the United States Government the excess of interest earned from the investment of certain debt proceeds and pledged revenues over the yield rate of the applicable debt. The County uses the "revenue reduction" approach in accounting for rebatable arbitrage, which treats excess earnings as a reduction of revenue. The County has recorded an arbitrage liability outstanding as of September 30, 2010.

NOTE I. SUMMARY OF SIGNIFICANT ACCOUNTING POLICIES (CONTINUED)

D. Assets, Liabilities and Net Assets (continued)

Due to/from Other Funds

These are activities between funds. Such amounts are representative of lending/borrowing arrangements outstanding at the end of the fiscal year and referred to as either “due to/from other funds” (i.e., the current portion of interfund loans) or “advances to/from other funds” (i.e., the non-current portion of interfund loans). Any residual balances outstanding between the governmental activities and business-type activities are reported in the government-wide financial statements as “internal balances.”

Advances to/from Other Funds

When reported in the fund financial statements, these are offset by a fund balance reserve account in applicable governmental funds to indicate that they are not available for appropriation and are not available expendable financial resources.

Reserves/Designations of Fund Balances and Net Assets

Reserves and designations recorded in the governmental funds represent portions of fund balance, which cannot be appropriated for expenditures or which have been segregated for specific future uses. Net assets of the Self Insurance Fund are reserved for anticipated future catastrophic losses pursuant to County policy and GASB Statement No. 10.

NOTE II. RECONCILIATION OF GOVERNMENT-WIDE AND FUND FINANCIAL STATEMENTS

A. Explanation of Differences Between the Governmental Fund Balance Sheet and the Government-wide Statement of Net Assets

“Total fund balances” of the County’s governmental funds (\$181,194,162) differs from “net assets” of governmental activities (\$415,857,230) reported in the statement of net assets. This difference results primarily from the long-term economic focus of the statement of net assets versus the current financial resources focus of the governmental fund balance sheet.

Leon County, Florida
Notes to Financial Statements
September 30, 2010

NOTE II. RECONCILIATION OF GOVERNMENT-WIDE AND FUND FINANCIAL STATEMENTS (CONTINUED)

A. Explanation of Differences Between the Governmental Fund Balance Sheet and the Government-wide Statement of Net Assets (continued)

Capital Related Items

When capital assets (property, plant, and equipment) to be used in governmental activities are purchased or constructed, the costs of those assets are reported as expenditures in governmental funds. However, the statement of net assets included those capital assets among the assets of the County as a whole.

Cost of capital assets	\$ 587,353,875
Accumulated depreciation	<u>(260,138,467)</u>
Net capital assets added	<u><u>\$ 327,215,408</u></u>

Long-term Debt Transactions

Long-term liabilities applicable to the County's governmental activities are not due and payable in the current period and accordingly are not reported as current fund liabilities. All liabilities (both current and long-term) are reported in the statement of net assets. Balances at September 30, 2010 were:

Capital Improvement Revenue Bonds, Series 2005	\$50,375,000
Capital Improvement Revenue Bonds, Series 2003A	7,965,000
Taxable Capital Improvement Revenue Bonds, Series 2003B	12,465,000
Capital Improvement Refunding Revenue Bonds, Series 1998B	7,790,000
Note Payable	3,234,163
Other Postemployment Benefits	2,484,291
Liability for Compensated Absences	15,223,005
Arbitrage Rebate Liability	<u>25,000</u>
	<u><u>\$99,561,459</u></u>

Internal Service Funds

Management uses internal service funds to charge the cost of fleet management and insurance activities to the individual funds benefited. Because internal service funds primarily serve governmental activities of the County, the assets and liabilities of those funds are included in the governmental activities for government-wide reporting purposes. The total amount of internal service fund assets, net of liabilities, included with governmental activities on the September 30, 2010, statement of net assets is \$6,069,070.

Leon County, Florida
Notes to Financial Statements
September 30, 2010

NOTE II. RECONCILIATION OF GOVERNMENT-WIDE AND FUND FINANCIAL STATEMENTS (CONTINUED)

A. Explanation of Differences Between the Governmental Fund Balance Sheet and the Government-wide Statement of Net Assets (continued)

Assets	Total Governmental Funds	Capital Related Items
Equity in pooled cash and equivalents	\$ 18,123,155	\$ —
Investments	174,866,084	—
Receivables (net)	11,207,236	—
Due from other funds	4,545,817	—
Advances to other funds	20,000	—
Inventories	569,630	—
Other assets	8,856	—
Capital assets – net	—	327,215,408
Total Assets	\$209,340,778	\$327,215,408
Liabilities and Fund Balances		
Liabilities:		
Accounts payable	\$ 14,437,333	\$ —
Accrued liabilities	3,087,896	—
Intergovernmental payables	205,563	—
Internal balance	—	—
Estimated liability for self-insurance loss	—	—
Due to other funds	4,545,817	—
Deposits	660,620	—
Arbitrage rebate	—	—
Unearned revenue	5,209,387	—
Advances from other funds	—	—
Other Postemployment Benefits	—	—
Accrued compensated balances	—	—
Bond and notes payable (net)	—	—
Total liabilities	28,146,616	—
Fund balances/net assets	181,194,162	327,215,408
Total liabilities and fund balances/net assets	\$209,340,778	\$327,215,408

Leon County, Florida
Notes to Financial Statements
September 30, 2010

Long-term Debt Transactions	Internal Service Funds	Reclassifications & Eliminations	Statement of Net Assets
\$ —	\$ 160,805	\$ —	\$ 18,283,960
—	9,419,345	—	184,285,429
—	61,447	—	11,268,683
—	—	(4,545,817)	—
—	—	(20,000)	—
—	54,997	—	624,627
940,049	—	—	948,905
—	—	—	327,215,408
<u>\$ 940,049</u>	<u>\$9,696,594</u>	<u>(\$4,565,817)</u>	<u>\$ 542,627,012</u>
\$ —	\$ 160,426	\$ —	\$ 14,597,759
(8,112)	14,275	—	3,094,059
—	—	—	205,563
—	375,703	—	375,703
—	3,050,000	—	3,050,000
—	—	(4,545,817)	—
—	—	—	660,620
25,000	—	—	25,000
—	—	—	5,209,387
—	20,000	(20,000)	—
2,492,403	7,120	—	2,499,523
15,223,005	—	—	15,223,005
81,829,163	—	—	81,829,163
<u>99,561,459</u>	<u>3,627,524</u>	<u>(4,565,817)</u>	<u>126,769,782</u>
<u>(98,621,410)</u>	<u>6,069,070</u>	<u>—</u>	<u>415,857,230</u>
<u>\$ 940,049</u>	<u>\$9,696,594</u>	<u>(\$4,565,817)</u>	<u>\$ 542,627,012</u>

Leon County, Florida
Notes to Financial Statements
September 30, 2010

NOTE II . RECONCILIATION OF GOVERNMENT-WIDE AND FUND FINANCIAL STATEMENTS (CONTINUED)

B. Explanation of Differences Between the Governmental Fund Operating Statements and the Government-wide Statement of Activities

The “net change in fund balances” for governmental funds of (\$10,651,806) differs from the “change in net assets” for governmental activities of (\$1,564,206), reported in the statement of activities. The differences arise primarily from the long-term economic focus of the statement of activities, versus the current financial resources focus of the governmental funds. The effect of the differences is illustrated below.

Capital Related Items

When capital assets that are to be used in governmental activities are purchased or constructed, the resources expended for those assets are reported as expenditures in governmental funds. However, in the statement of activities, the cost of those assets is allocated over their estimated useful lives and reported as depreciation expense. As a result, fund balances decrease by the amount of the financial resources expended, whereas net assets decrease by the amount of depreciation expense charged for the year.

Capital Outlay	\$ 22,159,935
Depreciation Expense	<u>(17,960,253)</u>
Net	<u><u>\$ 4,199,682</u></u>

Long-term Debt Transactions

In the statement of activities, debt and capital lease proceeds increase long-term liabilities. However, in the governmental funds, debt and capital lease proceeds are treated as other financing sources since they provide current financial resources to governmental funds.

Repayments of bond principal and capital lease principal are reported as an expenditure in the governmental funds and, thus, have the effect of reducing fund balance because current financial resources have been used. However, the principal payments reduce the liabilities in the statement of net assets and do not result in an expense in the statement of activities.

Principal payments	<u><u>\$ 5,461,384</u></u>
--------------------	----------------------------

Leon County, Florida
Notes to Financial Statements
September 30, 2010

NOTE II. RECONCILIATION OF GOVERNMENT-WIDE AND FUND FINANCIAL STATEMENTS (CONTINUED)

B. Explanation of Differences Between the Governmental Fund Operating Statements and the Government-wide Statement of Activities (continued)

Long-term Debt Transactions (continued)

Some expenses reported in the statement of activities do not require the use of current financial resources, therefore, are not reported as expenditures in governmental funds

Amortization of current year bond discount/premium	\$ 47,390
Amortization of current year bond costs	(44,398)
Amortization of current year deferred charge on refunding	(140,705)
Net increase in compensated absences	(863,309)
Net increase in Other Postemployment Benefits	(876,810)
	<u>\$ (1,877,832)</u>

Internal Service Funds Aggregate Loss

The assets and liabilities of the internal service funds are included in governmental activities in the statement of net assets because they primarily serve governmental activities of the County. The net costs of the internal service funds are reported with governmental activities.

Internal service funds aggregate gain (loss) on governmental activities	<u>\$ 1,304,366</u>
---	---------------------

Leon County, Florida
Notes to Financial Statements
September 30, 2010

NOTE II. RECONCILIATION OF GOVERNMENT-WIDE AND FUND FINANCIAL STATEMENTS (CONTINUED)

A. Explanation of Differences Between the Governmental Fund Operating Statements and the Government-wide Statement of Activities (continued)

		Total Governmental Funds	Capital Related Items	Long-Term Debt Transactions
Revenues:	Taxes	\$ 140,896,114	\$ -	\$ -
	Licenses and permits	2,512,356	-	-
	Intergovernmental	40,663,458	-	-
	Charges for services	22,018,179	-	-
	Fines and forfeitures	708,454	-	-
	Interest	4,939,347	-	-
	Miscellaneous	9,561,022	-	-
Total revenues		221,298,930	-	-
Expenditures:	Current			
	General government	35,475,718	(1,677,392)	-
	Public safety	93,808,185	(632,604)	-
	Physical environment	11,503,300	688,290	-
	Transportation	28,921,563	7,253,854	-
	Economic environment	5,280,589	-	-
	Human services	9,286,607	199,500	-
	Culture and recreation	18,656,146	(7,020,679)	-
	Judicial	18,299,801	(3,010,651)	-
Debt service	Principal	5,461,384	-	(5,461,384)
	Interest and fiscal charges	3,926,459	-	-
	Other debt service costs	2,156	-	137,713
Total expenditures		230,621,908	(4,199,682)	(5,323,671)
Excess (deficiency) of revenues over (under) expenditures		(9,322,978)	4,199,682	5,323,671
Other financing sources (uses):	Operating transfers in	95,636,525	-	-
	Operating transfers out	(96,965,353)	-	-
Total other financing sources (uses)		(1,328,828)	-	-
Net change in fund balance		(10,651,806)	4,199,682	5,323,671
Fund balances, October 1		191,845,968		
Fund balances, September 30		\$ 181,194,162		

Leon County, Florida
Notes to Financial Statements
September 30, 2010

	Other				Statement of
	Compensated Absences	Postemployment Benefits	Internal Service Funds	Reclassifications and Eliminations	
\$	-	-	-	-	\$140,896,114
	-	-	-	-	2,512,356
	-	-	-	-	40,663,458
	-	-	-	(370,409)	21,647,770
	-	-	-	-	708,454
	-	-	264,627	-	5,203,974
	-	-	-	-	9,561,022
	-	-	264,627	(370,409)	221,193,148
	549,143	208,005	(239,404)	(13,139)	34,302,931
	267,792	418,594	(463,429)	(348,142)	93,050,396
	(51,764)	50,975	(84,570)	(5,324)	12,100,907
	(9,194)	57,831	(106,332)	-	36,117,722
	25,128	8,923	(2,037)	(664)	5,311,939
	15,696	10,780	(16,217)	(3,040)	9,493,326
	(168)	50,425	(41,562)	-	11,644,162
	66,676	71,277	(86,188)	(100)	15,340,815
	-	-	-	-	-
	-	-	-	-	3,926,459
	-	-	-	-	139,869
	863,309	876,810	(1,039,739)	(370,409)	221,428,526
	(863,309)	(876,810)	1,304,366	-	(235,378)
	-	-	-	(95,636,525)	-
	-	-	-	95,636,525	(1,328,828)
	-	-	-	-	(1,328,828)
	(863,309)	(876,810)	1,304,366	-	(1,564,206)
					417,421,436
					<u>\$415,857,230</u>

NOTE III. STEWARDSHIP, COMPLIANCE, AND ACCOUNTABILITY

A. Budgets and Budgetary Accounting

Section 129.01(2) (b), Florida Statutes, requires that "...the receipts division of the budget shall include ninety-five percent of all receipts reasonably expected to be anticipated from all sources, including taxes to be levied, and one hundred percent of the amount of the balances, both of cash and liquid securities, estimated to be brought forward at the beginning of the fiscal year." The County has complied with the provisions of the above Florida Statute.

Annual budgets for the governmental fund types and the Housing Finance Authority of Leon County are adopted on a basis consistent with generally accepted accounting principles. Budgets are not adopted for the fiduciary funds. The legal level of budgetary control is at the fund level; however, budgets are monitored at varying levels of detail. All annual appropriations lapse at fiscal year end, although the County expects to honor purchase orders and contracts in process, subject to authority provided in the subsequent year's budget.

The budget information, as amended and presented in the financial statements was prepared on the modified accrual basis of accounting. All County authorized amendments to the applicable budget originally approved, have been incorporated into data reflected in the financial statements. The County made several supplemental budgetary appropriations during the year.

The County uses the following procedures in establishing the budgetary data reflected in the financial statements:

1. On or before May 1 of each year, the Clerk of Courts, Sheriff, and Supervisor of Elections submit to the Board of County Commissioners a tentative budget for the ensuing fiscal year. The tentative budget includes proposed expenditures and funding sources.
2. Section 195.087, Florida Statutes, governs the preparation, adoption and administration of the annual budget of the Property Appraiser and Tax Collector. The proposed operating budget is presented to the Board of County Commissioners on or before June 1 of each year by the Property Appraiser and on or before August 1 of each year by the Tax Collector. Their budgets are simultaneously submitted to the State of Florida, Department of Revenue, from which the approval of the budget of the Property Appraiser and Tax Collector must emanate.
3. On or before July 15 of each year, or within 15 days after the receipt of certified taxable property values from the Property Appraiser, whichever occurs last, the Office of Management and Budget, presents to the Board of County Commissioners a proposed budget for the fiscal year commencing the following October 1. Pursuant to the provisions of Section 129.01, Florida Statutes, the proposed budget as submitted contains balanced statements of estimated revenues (including unexpended fund balances to be carried forward) and proposed appropriations for each fund required to be presented by law or by sound financial practices, including the General, Special Revenue, Debt Service, and Capital Projects funds.

**NOTE III. STEWARDSHIP, COMPLIANCE, AND ACCOUNTABILITY
(CONTINUED)**

A. Budgets and Budgetary Accounting (continued)

4. The County shall require such changes to be made as it shall deem necessary, provided the budget remains in balance and subject to the notice and public hearing requirements of Section 200.065 Florida Statutes, and the budget preparation and adoption procedures, as defined in Section 129.03 Florida Statutes.
5. Following the successful completion of the above referenced public hearings, the County advertises and subsequently conducts a second public hearing to finally adopt a millage rate and budget for each of the taxing entities under their jurisdiction. These public hearings are ordinarily held prior to October 1, of each year. If, however for some reason the County is unable to finally adopt a budget prior to October 1, state law permits the readoption by resolution of the budget of the preceding year as an interim measure. In its effort to get as much citizen input as possible, the County holds a third public hearing prior to the adoption of a tentative millage rate.
6. Pursuant to the provisions of Section 129.07, Florida Statutes, the Board of County Commissioners is prohibited from expending or contracting for the expenditure of any amount in excess of the total amount budgeted in any fund. It is, however, legally permissible at the present time for the budgets of individual departments included within a particular fund to be overexpended in total without requiring mandatory action by either the Board of County Commissioners, the Clerk of the Circuit Court (as Clerk to the Board of County Commissioners and finance officer), or the County Administrator (as budget officer). Transfers of appropriate amounts between funds require approval of the Board of County Commissioners.
7. Adoption and execution of the budgets of the Clerk of the Circuit and County Courts, Property Appraiser, Sheriff, Supervisor of Elections, and Tax Collector are governed by applicable provisions of the Florida Statutes. During the 2009 legislative session, the Florida legislature reduced statewide funding for the Clerk's Court budgets for the current fiscal year. The legislature changed any future budget for the Clerk to a State fiscal year of July 1 to June 30. The Clerk's funding process was changed to an appropriation from the State of Florida and the revenues are collected and disbursed monthly to the State of Florida. The fiscal year for the Clerk continues to be from October 1 to September 30, and any unexpended appropriation is rolled into the new fiscal year.
8. Formal budgetary integration at the object level is used as a management control device for all governmental funds of the County for which annual budgets are adopted, including the General, Special Revenue, Debt Service, and Capital Projects funds. Proforma project length budgets are provided to the County for certain Capital Projects for informational purposes only. The level at which expenditures may not legally exceed appropriations is the fund level.

Leon County, Florida
Notes to Financial Statements
September 30, 2010

NOTE IV. CASH AND INVESTMENTS

As of September 30, 2010, the value of the County's deposits and investments, with their respective credit ratings, was as follows:

	<u>Fair Value</u>	<u>Credit Rating</u>	<u>Duration</u>
Deposits in qualified public depositories	\$ 25,273,660	NA	NA
Money market	33,802	NA	NA
Repurchase agreement sweep	58,635	NA	NA
External investment in government pools:			
Florida State Treasury Special Purpose Investment Account (SPIA)	35,195,650	Af	1.95
Florida SAFE Investment Pool	1,159,398	AAAm	0.16
Florida PRIME Investment Pool	100,722	AAAm	0.14
Florida Local Government Investment Trust Government Fund (FLGIT)	38,162,936	AAA	1.63
Florida Municipal Investment Trust (FMIT) 1-3 Year High Quality Bond Fund	40,420,085	AAA/V2	1.50
Florida Municipal Investment Trust (FMIT) 0-2 Year High Quality Bond Fund	14,935,622	AAAf/S1	0.70
Externally managed portfolio:			
U.S. Treasuries	21,299,040	NA	1.68
Government sponsored agencies:			
Fannie Mae*	11,153,835	AAA	1.54
Federal Home Loan Mortgage Corp*	4,731,875	AAA	1.89
Other government sponsored agencies	3,333,989	AAA	1.07
Temporary liquidity guarantee	8,682,315	AAA	1.62
Collateralized mortgage obligations	1,712,519	AAA	1.29
Collateralized mortgage obligations	342,586	AA	-0.20
Corporate bonds	2,199,719	AAA	3.30
Corporate bonds	7,411,127	AA	2.26
Corporate bonds	8,522,176	A	1.64
Municipal bonds	1,186,502	AAA	1.88
Asset-backed securities	1,608,533	AAA	1.59
Asset-backed securities	262,214	A	5.70
Asset-backed securities	160,179	BBB	-2.74
Asset-backed securities	352,593	BBB	-2.02
Total cash and investments	<u><u>\$ 228,299,712</u></u>		

Leon County, Florida
Notes to Financial Statements
September 30, 2010

NOTE IV. CASH AND INVESTMENTS (CONTINUED)

The amount reported as deposits in qualified public depositories does not include cash on hand and cash held with other parties totaling \$40,933.

*Represents a concentration of credit risk of five percent or more in a single issuer. This disclosure is in accordance with GASB. The Housing and Economic Recovery Act of 2008 (the Act) created a new government-sponsored entity (GSE) regulator, the Federal Housing Finance Agency (FHFA). Section 1117 of the Act gives the Treasury emergency authority to purchase an unlimited amount of GSE debt or equity securities, if necessary, to provide stability to the financial markets. On September 7, 2008, the FHFA established a conservatorship for Fannie Mae and Freddie Mac. As conservator, the FHFA has taken over the assets and assumed all the powers of the share holders, directors, and officers.

Credit Risk

The County Investment Policy provides a structure for the portfolio that is designed to minimize credit risk. The majority of the securities held will be those of the highest available credit quality ratings. These would include government pools, U.S. Government (AAA) securities, and commercial paper. Staff will notify the Investment Oversight Committee (IOC) at any time holdings drop below the minimum credit ratings specified in the policy. The IOC will consider the market environment and make recommendations to hold and continue to monitor the investments or liquidate the investments. To further limit the County's risk against possible credit losses, a maximum of 3% of the total portfolio managed by the County's external manager may be held at any one time in all securities of any corporate entity, inclusive of commercial paper, medium term notes, or corporate notes and bonds. The policy provides that 45% of the external portfolio may be invested in Federal instrumentalities, with a limit of 15% of the portfolio in any one issuer. As noted above, Fannie Mae and Federal Home Loan Mortgage Corporation, government-sponsored agencies, represented a concentration of credit risk of more than 5 percent in a single issuer. Credit quality risk identified with S&P ratings or Moody equivalents, is provided in the table above. Deposits not exposed to credit quality risk, as defined by GASB 40, are designated as "NA" in the credit rating column.

Section 218.415(16), *Florida Statutes*, stipulates the state-approved investment policy for all governmental entities and includes the following investments:

1. The Florida PRIME (formerly the Local Government Surplus Funds Trust Fund), administered by the State Board of Administration or any authorized intergovernmental investment pool.
2. Securities and Exchange Commission (SEC) registered money market funds with the highest credit quality rating from a nationally recognized rating agency.
3. Interest-bearing time deposits or savings accounts in qualified public depositories.

Leon County, Florida
Notes to Financial Statements
September 30, 2010

NOTE IV. CASH AND INVESTMENTS (CONTINUED)

Credit Risk (continued)

4. Direct obligations of the U.S. Treasury.
5. Federal agencies and instrumentalities.
6. Securities of, or other interests in, any management type investment company or trust registered under the Investment Company Act of 1940, where the investment portfolio is limited to United States Government Obligations.
7. Other investments authorized by law or by ordinance for a county or a municipality.

In addition, Section 17.61(1), Florida Statutes permits organizations created by the Florida Constitution to participate in the existing State Treasury Investment Pool “Special Purpose Investment Account” (SPIA).

The County’s Investment Policy limits credit risk by restricting authorized investments to the following: Florida PRIME, SPIA, direct obligations of the United States or its agencies and instrumentalities, direct obligations of states and municipalities, repurchase agreements, commercial paper, bankers’ acceptances, money market mutual funds, the Florida Local Government Investment Trust (FLGIT), and the Florida Municipal Investment Trust (FMIT).

The Chief Financial Officer for the State of Florida (formerly the State Treasurer) has been investing state revenues, excess revenues of state universities and community colleges and certain other public agencies in a commingled investment portfolio for several years. This program is authorized under Section 17.61(1), Florida Statutes and is called the Treasury Special Purpose Investment Account (SPIA). Historically, SPIA participants have received higher earnings reflecting the higher risk associated with the longer maturities and lower credit quality. The financial details and disclosures for the Treasury Investment Pool are made in Note 2 to the State of Florida Comprehensive Annual Financial Report (CAFR). At September 30, 2010, the County had invested \$35,195,650 in SPIA.

The FLGIT is a local government investment pool created by the Florida Association of Court Clerks, and the Florida Association of Counties for the purpose of providing public entities with an investment program that focuses on longer term securities with the highest credit ratings. The effective maturity of the underlying investments is five years or less. At year end, the FLGIT was invested in money markets, Treasury Notes, asset-backed securities, and Federal agency obligations. This investment type is subject to some market risk due to fluctuating prices and liquidity risk due to advance redemption notification requirements. However, it has a professional investment advisor and an investment advisory board, and provides diversity in the Fund’s portfolio. The FLGIT maintains a credit rating of AAA by Standard & Poor’s.

Leon County, Florida
Notes to Financial Statements
September 30, 2010

NOTE IV. CASH AND INVESTMENTS (CONTINUED)

Credit Risk (continued)

Investments in this pool are limited to a maximum of 15% of the portfolio. At September 30, 2010, the County had \$38,162,936 invested with FLGIT.

The FMIT is a similar investment pool operated by the Florida League of Cities. Its rating, investment parameters, and liquidity generally mirror those of the FLGIT. The 1 to 3 Year High Quality Bond Fund is designed to provide an investment pool alternative to those members that have excess funds and that have an investment horizon greater than that of money market instruments. The investment objective is: 1) to preserve capital; 2) achieve a total rate of return that exceeds the return of T-Bills by 1% per year over rolling three-year periods; and 3) exceed the return of the Merrill Lynch One-to-Three-year Government Index over three year periods. The portfolio will generally invest in securities with greater potential returns and risk than those offered by money market type instruments. Due to the fact that the portfolio will be investing in securities with an average maturity of approximately two years, increases in interest rates will cause declines in the net asset value of the portfolio. Therefore, the portfolio may be an inappropriate investment for funds required to meet short-term needs. The portfolio is managed by Atlanta Capital Management and maintains an AAA rating from Fitch. Investments in this pool are limited to a maximum of 15% of the portfolio. At September 30, 2010, the County had \$40,420,085 invested with FMIT.

During the fiscal year, the County reallocated a portion of investments from money markets to the FMIT 0 to 2 Year High Quality Bond Fund also operated by the Florida League of Cities. This Fund, which was established in April 2009, invested in government and high quality securities while maintaining an average maturity of approximately one year. The performance of the portfolio is managed by Atlanta Capital Management. Investments in this pool are limited to a maximum of 15% of the portfolio. At September 30, 2010, the County had \$14,935,622 invested with FMIT.

The County also invests in Florida PRIME administered by the Florida State Board of Administration (SBA). Florida PRIME is an external investment pool that is not a registrant with the SEC; however, the SBA has adopted operating procedures consistent with the requirements for a SEC Rule 2a-7 fund. Florida PRIME is governed by Chapter 19-7 of the *Florida Administrative Code*, which identifies the Rules of the SBA. These rules provide guidance and establish the general operating procedures for the administration of Florida PRIME. Additionally, the State of Florida, Office of the Auditor General performs the operational audit of the activities and investments of the SBA. Throughout the year and as of September 30, 2010, Florida PRIME contained certain floating rate and adjustable rate securities that were indexed based on the prime rate and/or one- and three-month LIBOR rates. These floating rate and adjustable rate securities are used to hedge against interest risk and provide diversification to the portfolio. Exposure to a single issuer is limited to 5% of the portfolio's

Leon County, Florida
Notes to Financial Statements
September 30, 2010

NOTE IV. CASH AND INVESTMENTS (CONTINUED)

Credit Risk (continued)

amortized cost. Investments in Florida PRIME are not evidenced by securities that exist in physical or book entry form. The current rating for the Florida PRIME is AAAM by Standard and Poors. The weighted average of days to maturity of the Florida PRIME at September 30, 2010 is 52 days. The fair value of the county's position in the pool approximates the value of the pool shares. At September 30, 2010, the County had \$100,722 invested in Florida PRIME.

The County also invests in the Florida Surplus Asset Fund Trust (FLSAFE), a local government investment pool governed by Section 218.415, Florida Statutes, that provides for pooling of Florida's local government funds. FLSAFE is an external investment pool that is not a registrant with the SEC; however, the FLSAFE has adopted operating procedures consistent with the requirements for a SEC Rule 2a-7 fund. FLSAFE is managed by Davidson Fixed Income Management, Inc. (DFIM), a registered investment advisor, and the trust's investments are held in custody by U.S. Bank. Oversight for the pool is provided by a Board of Trustees consisting of members who represent participating local government entities. The trust invests primarily in securities of the United States Treasury, United States Agencies, Primary Dealer Repurchase Agreements, highly rated commercial paper, money market funds and deposits held in qualified public depositories. The current rating for the FLSAFE is AAAM by Standard and Poors. The weighted average days to maturity of the FLSAFE at September 30, 2010, is 57 days. Investments in the FLSAFE are not evidenced by securities that exist in physical or book entry form. The fair value of the County's position in the pool approximates the value of the pool shares. At September 30, 2010, the County had \$1,159,398 invested with the FLSAFE.

Custodial Credit Risk

Custodial credit risk is the risk that, in the event of a bank failure or the failure of the counterparty, the government's deposits may not be returned to it, or it may not be able to recover the value of its investments that are in the possession of an outside party.

Qualified public depositories of public funds are required to provide collateral each month pursuant to Chapter 280.04, *Florida Statutes*. The collateral is held by the Florida Division of Treasury or other custodian with full legal rights maintained by the Florida Division of Treasury to transfer ownership. Any loss not covered by the pledged securities and deposit insurance would be assessed by the Florida Division of Treasury and paid by the other public depositories. The County's deposits are therefore considered fully insured or collateralized. Bank balances at September 30, 2010, were \$28,806,161.

Due to the nature of the County's cash and investments, there is no exposure to custodial credit risk and concentration of credit risk.

Leon County, Florida
Notes to Financial Statements
September 30, 2010

NOTE IV. CASH AND INVESTMENTS (CONTINUED)

Interest Rate Risk

Interest rate risk is the risk that changes in interest rates will adversely affect the fair market value of investments. The county manages interest rate risk by setting the range of duration for the county's portfolio as 0.5 years to 2.5 years, with a five-year average of 1.5 years. The effective duration of investments is listed in the preceding table.

The externally managed portfolio totaled \$73,052,293 at September 30, 2010 and was invested for a weighted average term of 712 days. The County requires a minimum balance of short-term investments. The portfolio shall maintain in liquid investments (defined as repurchase agreements purchased under the terms of the County's depository contract, open repurchase agreements, negotiable certificates of deposit, banker's acceptance, commercial paper, U. S. Treasury direct and agency obligations, money market funds, all having a maturity of 90 days or less, and the Treasury Special Purpose Investment Account) a minimum balance equal to one-twelfth of the then-current fiscal year's budgeted operating expenditures. The County was in compliance with this requirement.

Foreign Currency Risk

The County contributes to the Florida Retirement System (System), the investments of which are administered by the State Board of Administration. The System's investment policy and exposure to foreign currency risk is disclosed in Note 2 of the State of Florida Comprehensive Annual Financial Report. A copy of this report is available at http://www.fldfs.com/statewide_financial_reporting/index.htm.

NOTE V. PROPERTY TAXES

Under Florida Law, the assessment of all properties and the collection of all county, municipal, special taxing districts and school board property taxes are consolidated in the offices of the County Property Appraiser and County Tax Collector. The laws of Florida regulating tax assessment are also designed to assure a consistent property valuation method statewide. State statutes permit counties to levy property taxes at a rate of up to 10 mills. The tax levy of Leon County is established by the County prior to October 1 of each year. The millage rate collected by the County during the current fiscal year was 7.850 mills. County citizens were also assessed for emergency medical services (EMS) through a Municipal Services Taxing Unit at a millage rate of 0.5000 mills. For County citizens charged a special assessment, the required annual payment is also included on their tax bill.

Leon County, Florida
Notes to Financial Statements
September 30, 2010

NOTE V. PROPERTY TAXES (CONTINUED)

Amendment 1 to the Florida Constitution became effective on October 1, 2008, with the exception of the ten percent (10%) cap on non-homestead property, which became effective on January 1, 2009. With respect to homestead property, Amendment 1 increases the current \$25,000 homestead exemption by an additional \$25,000 (for values between \$50,000 - \$75,000), except for school district taxes. Since the new \$25,000 homestead exemption does not apply to school district taxes, this effectively amounts to a \$15,000 increase in homestead exemption, resulting in an estimated savings of \$240 for an average homeowner. Amendment 1 also allows property owners to transfer (make portable) up to \$500,000 of their Save Our Homes benefits to their next homestead when they move. Save Our Homes became effective in 1995 and limits (caps) the annual increase in assessed value for homestead property to three percent (3%) or the percentage change in the Consumer Price Index, whichever is less.

With respect to non-homestead property, Amendment 1 limits (caps) the annual increase in assessed value for non-homestead property (business, industrial property, rental property, second homes, etc.) to ten percent (10%), except for school district taxes. The Amendment also provides for \$25,000 exemption for tangible personal property.

All property is reassessed according to its fair market value as of January 1st of each year. Each assessment roll is submitted to the Executive Director of the State Department of Revenue for review to determine if the rolls meet all of the appropriate requirements of Florida statutes.

All taxes are due and payable on November 1st of each year, or as soon thereafter as the assessment roll is certified and delivered to the Tax Collector. All unpaid taxes become delinquent on April 1 following the year in which they are assessed. Discounts are allowed for early payment at the rate of 4% in the month of November, 3% in the month of December, 2% in the month of January and 1% in the month of February. The taxes paid in March are without discount. No accrual for the property tax levy becoming due in November 2010 is included in the accompanying financial statements, since such taxes are collected to finance expenditures of the subsequent period.

On or prior to June 1, following the tax year, tax certificates are sold for all delinquent taxes on real property in accordance with the laws of Florida. After sale, tax certificates bear interest of 18% per year or at any lower rate bid by the buyer. Application for a tax deed on any unredeemed tax certificates may be made by the certificate holder after a period of two years.

Delinquent taxes on personal property bear interest at 18% per year until the tax is satisfied either by seizure and sale of the property or by the seven-year statute of limitations. Since tax certificates were sold for substantially all current year delinquent property taxes, there were no material property taxes receivable at September 30, 2010.

Leon County, Florida
Notes to Financial Statements
September 30, 2010

NOTE VI. CAPITAL ASSETS

A. Capital Asset Activity for the year ended September 30, 2010 was as follows:

Primary Government

	Beginning Balance	Increases	Decreases	Ending Balance
Governmental Activities:				
Capital assets not being depreciated:				
Land	\$19,608,716	\$ —	\$ —	\$19,608,716
Improvements other than buildings	12,759,351	567,656	—	13,327,007
Construction/Purchase in progress	24,257,910	14,194,873	(5,201,103)	33,251,680
Total not being depreciated	<u>56,625,977</u>	<u>14,762,529</u>	<u>(5,201,103)</u>	<u>66,187,403</u>
Capital assets being depreciated:				
Buildings	160,159,056	4,863,477	—	165,022,533
Equipment	36,152,823	8,141,139	(4,078,060)	40,215,902
Library collection	3,037,081	588,173	(640,006)	2,985,248
Infrastructure	313,214,660	4,828,277	(5,100,149)	312,942,788
Total being depreciated	<u>512,563,620</u>	<u>18,421,066</u>	<u>(9,818,215)</u>	<u>521,166,471</u>
Less accumulated depreciation for:				
Buildings	(65,281,942)	(4,205,698)	—	(69,487,640)
Equipment	(15,987,212)	(3,570,679)	1,172,792	(18,385,099)
Library collection	(1,847,808)	(597,050)	640,006	(1,804,852)
Infrastructure	(163,056,913)	(9,586,826)	2,182,864	(170,460,875)
Total accumulated depreciation	<u>(246,173,875)</u>	<u>(17,960,253)</u>	<u>3,995,662</u>	<u>(260,138,466)</u>
Total being depreciated, net	<u>266,389,745</u>	<u>460,813</u>	<u>(5,822,553)</u>	<u>261,028,005</u>
Governmental activities capital assets, net	<u><u>\$323,015,722</u></u>	<u><u>\$15,223,342</u></u>	<u><u>\$(11,023,656)</u></u>	<u><u>\$327,215,408</u></u>
Business-type Activities:				
Capital assets not being depreciated:				
Land	\$2,409,844	\$ —	\$ —	\$ 2,409,844
Total not being depreciated	<u>2,409,844</u>	<u>—</u>	<u>—</u>	<u>2,409,844</u>
Capital assets being depreciated:				
Buildings	19,136,138	785,095	—	19,921,233
Equipment	5,601,466	671,567	(1,003,299)	5,269,734
Total being depreciated	<u>24,737,604</u>	<u>1,456,662</u>	<u>(1,003,299)</u>	<u>25,190,967</u>
Less accumulated depreciation for:				
Buildings	(11,114,734)	(48,281)	—	(11,163,015)
Equipment	(2,277,939)	(541,656)	566,768	(2,252,827)
Total accumulated depreciation	<u>(13,392,673)</u>	<u>(589,937)</u>	<u>566,768</u>	<u>(13,415,842)</u>
Total being depreciated, net	<u>11,344,931</u>	<u>866,725</u>	<u>(436,531)</u>	<u>11,775,125</u>
Business-type activities capital assets, net	<u><u>\$13,754,775</u></u>	<u><u>\$ 866,725</u></u>	<u><u>\$(436,531)</u></u>	<u><u>\$ 14,184,969</u></u>

Leon County, Florida
Notes to Financial Statements
September 30, 2010

NOTE VI. CAPITAL ASSETS (CONTINUED)

B. Depreciation expense was charged to functions/programs of the primary government as follows:

Governmental Activities:

General government	\$ 3,858,944
Public safety	1,198,488
Physical environment	566,947
Transportation	10,064,824
Human services	199,500
Culture and recreation	<u>2,071,550</u>
Total depreciation expense – governmental activities	<u><u>\$ 17,960,253</u></u>

Business-type Activities:

Landfill	<u>\$ 589,937</u>
Total depreciation expense – business-type activities	<u><u>\$ 589,937</u></u>

Leon County, Florida
Notes to Financial Statements
September 30, 2010

NOTE VII. INTERFUND RECEIVABLES, PAYABLES AND TRANSFERS

A. Interfund Balances as of September 30, 2010, consisted of the following:

	Interfund Receivables	Interfund Payables
Primary Government:		
By Major Fund:		
General	\$2,390,570	\$2,608,105
Fine & Forfeiture	1,397,550	—
Grants	—	237,882
Capital Improvement	17,141	—
Local Option Sales Tax	10,147	—
Extended Local Option Sales Tax	4,276	—
Total Major Funds	3,819,684	2,845,987
Nonmajor Special Revenue Funds:		
County Transportation Trust Fund	2,079	—
Probation Fund	276	—
Growth Management	355	—
Mosquito Control	275	3,289
MSBU Stormwater Utility	661	—
911 Emergency Communications	388,766	—
Radio Communications Systems	—	31,590
Emergency Medical Services	1,339	590
Municipal Service Fund	925	—
Tourist Development Trust Fund	1,352	—
Sheriff Special Grants Fund	140,516	870,336
Emergency Management 911 Fees	62,260	496,506
Emergency Management Grants	122,324	119,254
Sheriff Inmate Fund	568	178,265
Total Nonmajor Special Revenue Funds	721,696	1,699,830
Nonmajor Capital Project Funds:		
Gas Tax – Capital Projects	1,899	—
Construction Series 2003A-2003B	275	—
Construction Series 2005	316	—
Emergency Communications	457	—
Moving Violation Surcharge	551	—
Impact Fee - Countywide	939	—
Total Capital Project Funds	4,437	—
Total Nonmajor Governmental Funds	726,133	1,699,830
Total Governmental Funds	4,545,817	4,545,817
Total Primary Government	4,545,817	4,545,817
Total Primary Government and Component Unit	\$4,545,817	\$4,545,817

Leon County, Florida
Notes to Financial Statements
September 30, 2010

**NOTE VII. INTERFUND RECEIVABLES, PAYABLES AND TRANSFERS
(CONTINUED)**

A. Interfund Balances (continued)

The General and Fine & Forfeiture funds have amounts due to and from Constitutional Officers, which represent the return of excess balances due at the end of the fiscal year, from either budget officers or fee officers. All remaining balances resulted from the time lag between the dates that (a) interfund goods and services are provided or reimbursable expenditures occur, (b) transactions are recorded in the accounting system, and (c) payments between funds are made.

Leon County, Florida
Notes to Financial Statements
September 30, 2010

**NOTE VII. INTERFUND RECEIVABLES, PAYABLES AND TRANSFERS
(CONTINUED)**

B. Interfund Transfers represent the movement of cash for operations in funds and constitutional officers. At year end, the balances for the year ended September 30, 2010, consisted of the following:

Transfers to the General Fund from:	
Fine & Forfeiture Fund	\$ 60,997,462
Nonmajor Governmental Funds	389,532
Enterprise Fund	28,822
Total Transfers to the General Fund	61,415,816
Transfers to the Fine & forfeiture Fund from:	
General Fund	1,316,122
Nonmajor Governmental Funds	317,600
Total Transfers to the Fine & Forfeiture Fund	1,633,722
Transfers to the Grants Fund from:	
General Fund	131,155
Capital Improvement Fund	173,040
Nonmajor Governmental Funds	13,711
Total Transfers to Grants Fund	317,906
Transfers to the Capital Improvement Fund from:	
General Fund	2,120,000
Nonmajor Governmental Funds	418,413
Total Transfers to the Capital Improvement Fund	2,538,413
Transfers to the Nonmajor Funds from:	
General Fund	17,947,023
Grants Fund	508,694
Capital Improvement Fund	2,359,785
Nonmajor Governmental Funds	8,915,166
Total Transfers to the Nonmajor Funds	29,730,668
Total Transfers to the Governmental Funds	95,636,525
Transfers to the Enterprise Fund from:	
General Fund	1,357,650
Total Transfers to Enterprise Funds	1,357,650
Total Interfund Transfers	\$ 96,994,175

Leon County, Florida
Notes to Financial Statements
September 30, 2010

NOTE VIII. LONG-TERM OBLIGATIONS

A. Long-term Obligations

The County has no general long-term obligations debt. The County's long-term obligations, excluding accrued compensated absences and notes payable, at September 30, 2010, are comprised of the following:

Revenue Bonds:

**Outstanding at
September 30, 2010**

\$54,695,000, Capital Improvement Revenue Refunding Bonds, Series 2005, (i) to finance a portion of the cost of the Series 2005 Project, (ii) to refund the County's Capital Improvement Revenue Bonds, Series 1997, maturing in the years 2008 through 2017, (iii) to refund the County's Capital Improvement Revenue Bonds, Series 1998A, maturing in the years 2014 through 2017, (iv) to refund the County's Capital Improvement Revenue Bonds, Series 1999, maturing in the years 2010 through 2017, (v) to pay capitalized interest on a portion of the Series 2005 Bonds, and (vi) to pay the costs of issuance of the 2005 Bonds, including the premiums in respect of a financial guaranty insurance policy and the surety bond to be deposited into the Reserve Fund. The bonds dated March 30, 2005, are in denominations of \$5,000 each and bear interest of 5% per annum. The interest on the bonds is payable on April 1, and October 1, beginning October 1, 2006. The bond principal matures serially on October 1 of each year beginning October 1, 2006.

\$ 50,375,000

\$7,965,000, Capital Improvement Revenue Bonds, Series 2003A, to, (i) pay a portion of the costs of the acquisition of the Bank of America Building, and (ii) the construction of improvements to the Bank of America Building, and (iii) to finance improvements to the County's courthouse and parking garage. The bonds dated May 27, 2003, are in denominations of \$5,000 each and bear interest of 3.70% to 4.50% per annum. The interest on the bonds is payable on April 1 and October 1, beginning October 1, 2003. The bond principal matures serially on October 1 of each year for three years beginning October 1, 2018.

7,965,000

Leon County, Florida
Notes to Financial Statements
September 30, 2010

NOTE VIII. LONG-TERM OBLIGATIONS (CONTINUED)

A. Long-term Obligations (continued)

	<u>Outstanding at September 30, 2010</u>
<p>\$12,465,000, Taxable Capital Improvement Revenue Bonds, Series 2003B, to, (i) pay a portion of the costs of the acquisition of the Bank of America Building, and (ii) pay capitalized interest and issuance costs on the Series 2003 bonds, and (iii) pay bond issuance costs. The bonds dated May 27, 2003, are in denominations of \$5,000 each and bear interest from 4.80% to 4.85% per annum. The interest on the bonds is payable on April 1 and October 1, beginning October 1, 2003. The bond principal matures serially on October 1 of each year for two years beginning October 1, 2018.</p>	12,465,000
<p>\$28,395,000 Capital Improvement and Refunding Revenue Bonds, Series 1998B, to (i) refund the Capital Improvement Anticipation Notes, Series 1991 and (ii) pay the bond issuance costs. The bonds, dated July 6, 1999, are in denominations of \$5,000 each and bear interest of 5.25% per annum. The interest on the bonds is payable on April 1 and October 1, beginning October 1, 1999. The bond principal matures serially on October 1 of each year beginning October 1, 1999.</p>	7,790,000
<p><i>The Capital Improvement Revenue Bonds, Series 2003A, the Capital Improvement and Refunding Revenue Bonds, Series 2005, 1998B and Taxable Capital Improvement Revenue Bonds, Series 2003B are parity bonds payable from and secured by a lien upon certain non-ad valorem revenue. The pledged revenues include the Local Government Half-Cent Sales Tax, Guaranteed Entitlement, Race Track Funds and other miscellaneous non-ad valorem revenue sources.</i></p>	
TOTAL BONDS PAYABLE	<hr/> \$ 78,595,000 <hr/>

Leon County, Florida
Notes to Financial Statements
September 30, 2010

NOTE VIII. LONG-TERM OBLIGATIONS (CONTINUED)

A. Long-term Obligations (continued)

Note payable is comprised of the following:

Bank of America Leasing & Capital, LLC

On November 18, 2005, the BOCC borrowed \$4,466,238, (including \$3,986,522 tax exempt, and \$479,686 taxable), under provision of Section 489.145 *Florida Statutes*. Interest rates are 3.74% and 5.85% for the tax exempt and taxable portion, respectively. The proceeds were used to purchase energy savings equipment. The taxable portion matured on May 18, 2008, and the tax-exempt portion matures on May 18, 2018.

\$ 3,234,163

Leon County, Florida
Notes to Financial Statements
September 30, 2010

NOTE VIII. LONG-TERM OBLIGATIONS (CONTINUED)

B. A Schedule of Debt Service Requirements, including principal and interest, is as follows:

Special Revenue Bonds and Notes Payable

Fiscal Year Ending September 30	Principal	Interest	Total
2011	\$ 5,713,463	\$ 3,700,106	\$ 9,413,569
2012	5,957,200	3,455,981	9,413,181
2013	6,211,456	3,197,281	9,408,737
2014	6,496,251	2,911,348	9,407,599
2015	6,811,605	2,602,969	9,414,574
2016-2020	33,354,188	8,491,129	43,845,317
2021-2025	<u>15,285,000</u>	<u>2,246,863</u>	<u>17,531,863</u>
Total	<u>\$ 81,829,163</u>	<u>\$ 26,605,677</u>	<u>\$ 108,434,840</u>

C. Advances and Current Refundings – There are no current advances or current refundings.

Leon County, Florida
Notes to Financial Statements
September 30, 2010

NOTE VIII. LONG-TERM OBLIGATIONS (CONTINUED)

D. A summary of changes in the long-term debt of the County is as follows:

	Balance October 1, 2009	Reductions	Additions	Balance September 30, 2010	Due Within One Year
Governmental Activities:					
Capital Improvement Revenue Bonds, Series 2003A	\$ 7,965,000	\$ —	\$ —	\$ 7,965,000	\$ —
Taxable Capital Improvement Revenue Bonds, Series 2003B	12,465,000	—	—	12,465,000	—
Capital Improvement Refunding Revenue Bonds, Series 1998B	10,135,000	(2,345,000)	—	7,790,000	2,465,000
Capital Improvement Refunding Revenue Bonds, Series 2005	53,165,000	(2,790,000)	—	50,375,000	2,885,000
Total Special Revenue Debt	83,730,000	(5,135,000)	—	78,595,000	5,350,000
Liability for compensated absences	14,359,696	(6,790,609)	7,653,918	15,223,005	4,344,496
Other Postemployment Benefits	1,615,593	(245,192)	1,129,122	2,499,523	—
Arbitrage rebate liability	25,000	—	—	25,000	—
Bank of America – Notes Payable	3,560,547	(326,384)	—	3,234,163	363,463
Governmental Activity Long-Term Debt	<u>\$ 103,290,836</u>	<u>\$ (12,497,185)</u>	<u>\$ 8,783,040</u>	<u>\$ 99,576,691</u>	<u>\$ 10,057,959</u>

	Balance October 1, 2009	Reductions	Additions	Balance September 30, 2010	Due Within One Year
Business-type activities:					
Liabilities for Compensated absences	\$ 152,211	\$ (90,484)	\$ 107,370	\$ 169,097	\$ 58,212
Other Postemployment Benefits	25,229	—	37,106	62,335	—
Landfill Closure and Postclosure Costs	10,886,848	—	108,869	10,995,717	—
Business-type activity Long-term liabilities	<u>\$ 11,064,288</u>	<u>\$ (90,484)</u>	<u>\$ 253,345</u>	<u>\$ 11,227,149</u>	<u>\$ 58,212</u>

Leon County, Florida
Notes to Financial Statements
September 30, 2010

NOTE VIII. LONG-TERM OBLIGATIONS (CONTINUED)

D. A summary of changes in the long-term debt of the County (continued):

The compensated absences liability attributable to governmental activities will be liquidated within the fund that the individual employees are paid in. Currently the county pays approximately 73 percent of its salaries in the General Fund with the remainder being paid in the special revenue and proprietary funds.

E. Purchase Cards - The County currently utilizes purchasing cards with a cumulative credit limit of \$460,000. The balance on the purchasing cards is paid within ten days of each billing cycle. The purchasing activity for fiscal year 2010 is as follows:

Beginning balance	\$ 227,444
Purchases	2,683,459
Payments	<u>(2,628,223)</u>
Ending balance	<u><u>\$ 282,680</u></u>

F. Special Assessment Debt - The County has no special assessment debt.

G. Demand Bonds - The County has no demand bonds.

H. Discretely presented Component Unit — Housing Finance Authority of Leon County

The Authority had the following bonds outstanding at September 30, 2010, pursuant to its authorization:

	Amount Outstanding
Single Family Mortgage Revenue and Refunding Bonds:	
Series 1995 A	\$ 295,000

The principal and interest thereon is payable solely from revenues and other amounts derived from the mortgage loans purchased with bond proceeds and certain reserve funds, all of which are administered by trustees. The Authority is not directly or indirectly liable for the collection of the mortgage loans. The principal and interest on the bonds do not constitute an indebtedness, liability, general obligation or pledge of the faith or credit of the Authority, Leon County, the State of Florida or any municipality or political subdivision thereof.

Leon County, Florida
Notes to Financial Statements
September 30, 2010

NOTE VIII. LONG-TERM OBLIGATIONS (CONTINUED)

I. Conduit Debt Obligations - From time to time, the County has issued Industrial Development Revenue Bonds to provide financial assistance to private-sector entities for the acquisition and construction of health care and industrial facilities deemed to be in the public interest. These bonds are secured by the property financed and are payable solely from the payments received on the underlying mortgage loans. Upon repayment of the bonds, ownership of the acquired facilities transfers to the private-sector entity served by the bond issuance. Neither the County, the State, nor any political subdivision thereof is obligated in any manner for repayment of the bonds. Accordingly, the bonds are not reported as liabilities in the accompanying financial statements. As of September 30, 2010, the conduit debts outstanding were as follows:

Project Description	Fiscal Year Issued	Original Bond Issue	Principal Outstanding @ 09/30/2010
Holy Comforter Episcopal School	2002	\$4,400,000	\$ 3,524,231
Industrial Development Revenue Bonding Ring Power Corp. / Manufacturing Plant	1984	1,500,000	<u>35,000</u>
Total Conduit Debt Principal Balance as of September 30, 2010			<u>\$ 3,559,231</u>
<u>Defeased Conduit Debt</u>			
Educational Facilities Authority			<u>\$ 8,755,000</u>

Leon County, Florida
Notes to Financial Statements
September 30, 2010

NOTE VIII. LONG-TERM OBLIGATIONS (CONTINUED)

J. Debt Parity

The Capital Improvement Revenue Bonds, Series 2003A, 2003B and, the Capital Improvement and Refunding Revenue Bonds, Series 1998B and 2005, represent junior lien parity bonds payable from and secured by a lien upon certain non-ad valorem revenue. The pledged revenues include the Local Government Half-Cent Sales tax, Guaranteed Entitlement, 2nd Guaranteed Entitlement, and 50% of the additional state revenue funds received in the prior fiscal year.

	Actual 2007	Actual 2008	Actual 2009	Actual 2010
Pledged Revenues:				
Revenues Available for Debt Service:				
Local Government Half Cent Tax	\$12,085,764	\$11,693,726	\$10,466,447	\$10,288,684
Guaranteed Entitlement	316,798	316,798	316,798	316,798
Second Guaranteed Entitlement	1,026,649	1,026,649	1,026,649	1,026,649
Additional State Revenue Sharing	<u>1,244,381</u>	<u>1,142,489</u>	<u>935,798</u>	<u>699,931</u>
Funds				
Total Revenues Available for Debt Service	<u>\$14,673,592</u>	<u>\$14,179,662</u>	<u>\$12,745,692</u>	<u>\$12,332,062</u>
Combined Maximum Annual Debt: Service for Debt (Series 1998B, Series 2003A and 2003B, and Series 2005)	\$8,928,668	\$8,925,429	\$8,928,508	\$8,927,843
Debt Service Coverage	1.64x	1.59x	1.43x	1.38x

Leon County, Florida
Notes to Financial Statements
September 30, 2010

NOTE IX. CLOSURE AND POSTCLOSURE CARE COST

State and federal laws and regulations require the County to place a final cover on each of its landfill cells when it stops accepting waste and to perform certain maintenance and monitoring functions on each cell for thirty years after closure. Although closure and post-closure care costs will be paid only near or after the date that the landfill stops accepting waste, the County reports a portion of these costs as an operating expense in each period based on landfill capacity used as of each balance sheet date. The \$10,995,717 reported as landfill closure and post-closure care liability at September 30, 2010, represents the cumulative amount reported to date based on the use of 100% of the estimated capacity of the landfill cells placed in use. These amounts are based on what it would cost to perform closure and post-closure care in 2010 on those cells placed in use. Actual costs may be higher due to inflation, changes in technology, or changes in regulations.

The landfill is no longer accepting Class I waste; however, it is still accepting residuals from a Class II materials recovery facility and recovered screened materials. Since the landfill is permitted as a single permit, until the entire landfill is closed, the Board cannot begin to perform closure and post-closure care.

The County is required by state and federal laws to make annual contributions to an escrow account to finance a minimum of all closure costs and at least one year of post-closure costs. The County is in compliance with those minimum requirements, and at September 30, 2010, held investments with a fair value of \$6,808,981 for these purposes that are reported as restricted assets on the balance sheet. The County expects that future inflation costs will be paid from interest earnings on these annual contributions. However, if interest earnings are inadequate or additional post-closure care requirements are determined, these costs may need to be covered by charges to future landfill users or from future tax revenue.

Net income of the landfill fund is accumulated in a reserve for rate stabilization. The intent of this reserve is to allow for consistent usage fee charges, construction or acquisition of landfill assets and accumulation of closure and post-closure costs. Because funding for closure and post-closure costs associated with unused capacity of landfill cells is to be derived from future usage fees, the rate stabilization reserve does not represent liquid assets available for that purpose.

Leon County, Florida
Notes to Financial Statements
September 30, 2010

NOTE X. EMPLOYEE BENEFITS

A. Florida Retirement System

Plan Description - The County contributes to the Florida Retirement System (System), a cost-sharing multiple-employer defined benefit pension plan administered by the State of Florida, Department of Administration, Division of Retirement. The System provides retirement, disability or death benefits to retirees or their designated beneficiaries. Chapter 121, Florida Statutes, establishes the authority for benefit provisions. Changes to the law can only occur through an act of the Florida Legislature. The System issues financial statements and required supplementary information for the System. That report may be obtained at www.dms.myflorida.com/human_resource_support/retirement/publications/system_information/annual_reports.

Funding Policy - The System is employee noncontributory. The County is required to contribute at an actuarially determined rate.

The County also participates in the Retiree Health Insurance Subsidy (HIS) Program, a cost-sharing, multiple-employer defined benefit pension plan established under Section 112.363, Florida Statutes. The benefit is a monthly cash payment to assist retirees of state-administered retirement systems in paying their health insurance costs.

The HIS Program is funded by required contributions from FRS participating employers as set by the State Legislature. Employer contributions are a percentage of gross compensation for all active FRS employees and are reported by employers with monthly payroll reports and included with the amount submitted for retirement contributions. For the fiscal year ended September 30, 2010, the contribution rate was 1.11% of payroll pursuant to Section 112.363, Florida Statutes.

The contributions required for the years ended September 30, 2010, 2009, and 2008 were \$11,595,076, \$11,289,233, and \$11,105,293, respectively, which is equal to 100% of the required contribution for each year. The rates for 2010 and 2009 fiscal years were as follows:

Membership Category	Benefit	Vesting	Employer Contribution Rate	
			July 1, 2009	July 1, 2010
Regular Class	Normal retirement at age 62 or at least 30 years of service: 1.60% times average compensation (five highest years) times years of creditable service.	After six years creditable service.	9.85%	10.77%
Senior Management Class	Normal retirement at seven years and age 62: 2.00% times average compensation (five highest years) times years of creditable service.	After six years creditable service.	13.12%	14.57%
Special Risk (sworn employees)	Normal retirement at age 55, or 25 years of special risk service: 2% to 3% times average compensation (five highest years) times years of creditable service.	After six years of creditable service.	20.92%	23.25%

Leon County, Florida
Notes to Financial Statements
September 30, 2010

NOTE X. EMPLOYEE BENEFITS (CONTINUED)

A. Florida Retirement System (continued)

Membership Category	Benefit	Vesting	Employer Contribution Rate	
			July 1, 2009	July 1, 2010
Elected County Officers' Class (ESCOC) - Non-judicial	Normal retirement at eight years ESCOC service and age 62: 3.00% times average compensation (five highest years) times years of creditable service.	After six years creditable service.	16.53%	18.64%
Deferred Retirement Option Program (DROP)	Retirement benefit paid to DROP where it earns 6.5% interest, tax deferred, for up to five years while the member continues to work.	Available to vested members at normal retirement age or date.	10.91%	12.25%

B. Deferred Compensation Plan

The County offers their employees deferred compensation plans created in accordance with Internal Revenue Code Section 457. The County complied with the requirements of subsection (g) of IRC Section 457 and, accordingly, all assets and income of the plan are held in trust for the exclusive benefit of the participants and their beneficiaries. Deferred compensation amounts withheld from participating employees' pay are not taxable as current income until withdrawn from the plan. Annual contributions by a participant may not exceed the lesser of \$15,500 or 50% of gross annual compensation. There is an "age 50 catch-up" provision that allows an additional \$5,000 contribution from the year the employee reaches age 50 until the employee terminates employment.

C. Liability for Compensated Absences

The County accrues a liability for employees' rights to receive compensation for future absences when certain conditions are met. The County does not, nor is it legally required to, accumulate expendable available financial resources to liquidate this obligation. Accordingly, the liability for the compensated absences is not reported in the governmental funds. However, the current and long-term portion of the liability for compensated absences is reported at the entity-wide financial statement level.

D. Executive Service Plan

Executive service and senior management employees of Leon County are entitled to one month's severance pay if terminated within two years of employment. Severance pay is increased by one month's salary for each additional year of employment after the second year up to a maximum of six months' salary.

Leon County, Florida
Notes to Financial Statements
September 30, 2010

NOTE X. EMPLOYEE BENEFITS (CONTINUED)

E. Post Employment Benefits Other Than Pension Benefits

Plan Description – The County participates and administers an agent multiple-employer plan under which qualified retired employees are permitted to participate in the health and life insurance benefits program (the Program). The Program is considered by the County’s health insurance provider to be community-rated and the Program may be amended by the County’s Board of County Commissioners. The liability is calculated for life insurance only. A stand alone financial report is not issued for the Program.

Funding Policy – Retired employees and their spouses for their lifetime are eligible for continuation of the benefits offered to active employees and are responsible for paying the required premium contributions.

Annual OPEB Cost and Net OPEB Obligation – As described in Note 1, the County consists of elected Constitutional Officers of the County. The annual Other Postemployment Benefit (OPEB) obligation of Constitutional Officers is recognized in the county-wide financial statements of the County and the obligation associated with each Constitutional Officer is disclosed within the notes of their respective financial statements. The County’s OPEB obligation is calculated based on the annual required contribution (ARC) of the employer, an amount actuarially determined in accordance with the guidance provided by Governmental Accounting Standards Board Statement Number 45, “Accounting and Financial Reporting by Employers for Postemployment Benefits Other Than Pensions.” The ARC represents a level of funding that, if paid on an ongoing basis, is projected to cover normal cost each year and to amortize any unfunded actuarial liabilities (or funding excess) over a period not to exceed 30 years. The following table shows the County’s annual OPEB cost, its actual contributions and changes in the County’s net OPEB obligation:

	FY 2010	FY 2009	FY 2008
Normal cost (service cost for one year)	\$ 480,857	\$ 480,857	\$ 458,244
Amortization of unfunded actuarial accrued liability	668,455	688,455	525,853
Interest on normal cost and amortization	45,972	45,972	39,364
Annual required contribution	1,195,284	1,195,284	1,023,461
Interest on net OPEB obligation	65,633	27,244	–
Adjustment to annual required contribution	(94,889)	(39,388)	–
Annual OPEB costs	1,166,028	1,183,140	1,023,461
Contributions made	(245,192)	(223,409)	(342,370)
Increase in net OPEB obligation	920,836	959,731	681,091
Net OPEB obligation at beginning of year	1,640,822	681,091	–
Net OPEB obligation at end of year	<u>\$ 2,561,658</u>	<u>\$ 1,640,822</u>	<u>\$ 681,091</u>

Leon County, Florida
Notes to Financial Statements
September 30, 2010

NOTE X. EMPLOYEE BENEFITS (CONTINUED)

E. Post Employment Benefits Other Than Pension Benefits (continued)

The percentage of annual OPEB cost contributed to the plan for fiscal year 2010, 2009, and 2008 was 21.03%, 18.8%, and 33.5%, respectively.

Funded Status and Funding Progress – As of September 30, 2010, the County's share of the actuarial accrued liability for benefits recognized in the County's financial statements was \$12,021,295, all of which was unfunded. The County's covered payroll (annual payroll of active employees covered by the plan) was \$79,168,462. The ratio of the County's actuarial accrued liability to the County's covered payroll was 15.18% at September 30, 2010.

The projection of future benefit payments for an ongoing plan involves estimates of the value of reported amounts and assumptions about the probability of occurrence of events far into the future. Examples include assumptions about future employment, mortality, and the healthcare cost trend. Amounts determined regarding the funded status of the plan and the annual required contributions of the employer are subject to continual revision as actual results are compared with past expectations and new estimates are made about the future.

Actuarial Methods and Assumptions – Projection of benefits for financial reporting purposes are based on the substantive plan (the plan as understood by the employer and plan members) and include the types of benefits provided at the time of the valuation. The actuarial calculations reflect a long-term perspective and the actuarial methods and assumptions used include techniques that are designed to reduce the effects of short-term volatility in actuarial accrued liabilities and the actuarial value of assets.

For the October 1, 2008 actuarial valuation, the projected unit credit method of funding was used. The objective under that method is to fund each participant's benefits under the plan as they would accrue, taking into consideration the plan's benefit allocation formula. Thus, the total benefit value each participant is expected to become entitled to is broken down into units, each associated with a year of past or future credited service. The actuarial assumptions included a 4% rate of return based on the estimated long-term investments that are expected to be used to finance the payment of the benefits. In addition, the actuarial assumptions included a 3% salary growth rate. The unfunded actuarial liability is being amortized as a level of percentage of projected payroll on an open basis. The remaining amortization period at September 30, 2010, was 30 years.

Leon County, Florida
Notes to Financial Statements
September 30, 2010

NOTE XI. RISK MANAGEMENT AND CONVENTIONALLY INSURED CLAIMS & LOSSES

A. General Liability

Effective October 1, 2002, the County approved the purchase of commercial insurance for general liabilities from Preferred Governmental Insurance Trust. From October 1, 2001, through September 30, 2002, the County maintained commercial insurance for general liabilities from COREGIS. In prior years, the County was a member of the Florida Association of Counties Trust (FACT), a local government liability risk pool. The County and/or FACT will be liable for claims that occurred prior to October 1, 2001. The County maintained a \$10,000 deductible with each insurance carrier.

B. Workers Compensation

The County maintains a self-insurance Internal Service Fund (the Fund) to account for insurance activities relating to workers' compensation that is administered by a third-party administrator. Under this program, the County absorbs losses up to a maximum of \$350,000 for each claim. At September 30, 2010, the County had \$40,000 deposited with the third-party administrator for use against future claims. The County purchases commercial insurance for claims in excess of coverage provided by the Fund. Settled claims have not exceeded this commercial coverage in the current year or any of the past four years.

All funds of the County participate in this program and make payments to the Fund based upon payroll exposure in the amounts needed to pay prior and current year claims. Excess payments are recorded as a designation of retained earnings for catastrophic losses.

The claims liability for workers' compensation of \$2,973,000, which includes an actuarial evaluation for incurred but not reported claims of \$2,637,277, is included in other current liabilities and reported in the Fund at September 30, 2010. The liability is based on the requirements of Governmental Accounting Standards Board Statement No. 10, which requires that a liability for claims be reported if information prior to the issuance of the financial statements indicates that it is probable that a liability has been incurred as of the date of the financial statements and the amount of the loss can be reasonably estimated.

Changes in the Fund's claims liability amount were as follows:

Year	Beginning of Fiscal Year	Current-Year Claims and Changes in Estimates	Claims Payments	Balance at Fiscal Year- End
2010	\$ 3,370,000	\$ (63,000)	\$ 334,000	\$ 2,973,000
2009	\$ 3,298,000	\$ 844,000	\$ 772,000	\$ 3,370,000

Leon County, Florida
Notes to Financial Statements
September 30, 2010

NOTE XI. RISK MANAGEMENT AND CONVENTIONALLY INSURED CLAIMS & LOSSES (CONTINUED)

C. Automobile Liability

The County purchases commercial coverage for automobile liability insurance through the same provider of its general liability insurance. In addition the County maintains physical damage coverage to vehicles valued at \$25,000 or greater.

All funds of the County participate in this program and pay premiums to the Insurance Service Fund based on the vehicles used by their personnel.

Changes in the Fund's claims liability were as follows:

Year	Beginning of Fiscal Year	Current-Year Claims and Changes in Estimates	Claims Payments	Balance at Fiscal Year-End
2010	\$ 35,000	\$ (22,000)	\$ -	\$ 13,000
2009	\$ 33,000	\$ 2,000	\$ -	\$ 35,000

The claims liability of \$13,000 includes an actuarial valuation for incurred but not reported claims of \$1,840.

As a member of the Florida Sheriff's Association, the Sheriff participates in the Sheriffs' Automobile Risk Program (SHARP) for automobile liability insurance. Coverage includes liability for bodily injury and property damage, personal injury protection, auto medical payments, bodily injury for uninsured motorists and physical damage. Coverage for physical damage is also maintained on certain vehicles. The contribution required for the year ended September 30, 2010 was \$171,601.

D. Professional Liability

The Sheriff is currently a member of the Florida Sheriffs' Association and participates in the Florida Sheriffs' Self-Insurance Fund. The Self-Insurance Fund administers insurance activities related to professional liability and covers compensatory damages (except back pay), employment benefits, punitive damages, attorney fees or costs awarded to a prevailing Plaintiff, and all legal fees involved in defense of the Sheriff. The contribution required for the year ended September 30, 2010 was \$508,469.

The limits of the Self-Insurance Fund for the above-mentioned damages, fees and defense costs are \$3,100,000 per person, \$3,200,000 per incident or occurrence and \$5,000,000 in aggregate for the policy year. Settled claims did not exceed this coverage in the current year.

Leon County, Florida
Notes to Financial Statements
September 30, 2010

NOTE XI. RISK MANAGEMENT AND CONVENTIONALLY INSURED CLAIMS & LOSSES (CONTINUED)

E. Excess Insurance

In the normal course of jail operations, the Sheriff seeks to limit its exposure to loss for catastrophic medical costs by purchasing insurance under an excess coverage contract. During the year ended September 30, 2010, the Sheriff maintained an excess insurance policy that provides a maximum specific benefit of \$250,000 per covered person, for claims in excess of \$75,000 reported during the annual contract term. The premium required for the year ended September 30, 2010 was \$59,994.

NOTE XII. SEGMENT INFORMATION - ENTERPRISE FUNDS

The County maintains two enterprise funds. The Landfill Fund accounts for revenues and expenditures related to the operation of the Leon County Landfill and for the collection of revenues related to the sale of processed recyclables and related costs to support the program. The Amtrak Fund accounts for revenues associated with leased office space at the railroad station and related maintenance costs. The County has not issued bonds to finance the activity of these two enterprise funds. Further, none of the revenues streams of these two enterprise funds are pledged in support of outstanding debt.

NOTE XIII. OTHER REQUIRED INDIVIDUAL FUND DISCLOSURES

A. Excess of Expenditures Over Appropriations

Certain funds show an excess of expenditures over appropriations. This excess is due to the appropriation and use of fund balance during the fiscal year.

B. Excess of Expenditures Over Revenue in the Budget Column

Certain funds show an excess of expenditures over revenue in the budget column of the Statement of Revenue, Expenditures and Changes in Fund Balances, Budget and Actual. This excess is due to the appropriation and use of fund balance (which is not reported in the budget or variance column) during the fiscal year.

C. Deficit Fund Balances

There are no funds with deficit balances.

Leon County, Florida
Notes to Financial Statements
September 30, 2010

NOTE XIV. COMMITMENTS AND CONTINGENCIES

A. Contract Commitments

Lease Income

In June 2003, the County purchased the Bank of America building. There are several noncancellable operating lease agreements for the rental of its building. The lease agreements provide for monthly rentals, which escalate over the lease terms and expire on various dates. Minimum future rentals to be collected under the terms of the lease agreements as of September 30, 2010 are as follows:

Fiscal Year Ending September 30,	Amount
2011	\$ 1,091,484
2012	814,907
2013	675,749
2014	614,115
2015	568,509
Thereafter	756,797
Total minimum payments	\$ 4,521,561

The property being leased is included in the statement of net assets governmental activities column with a carrying value of \$18,745,881 and depreciation expense of \$473,935 for fiscal 2010. The facility is carried as a governmental activity because the county purchased the building to provide offices for County staff.

Operating Leases

The Tax Collector has entered into noncancellable operating leases as lessee for office space and office equipment. Certain of these real property leases contain provisions for four or five-year renewal options, with stated increases or decreases for lease payments.

At September 30, 2010, aggregate future minimum payments under non-cancelable operating leases with remaining terms equal to or exceeding one year are as follows:

Fiscal Year Ending September 30,	Amount
2011	\$ 541,540
2012	476,940
2013	373,136
2014	313,369
2015	316,602
Thereafter	1,690,965
Total minimum payments	\$ 3,712,552

Lease expenditures incurred under operating leases for the year ended September 30, 2010 were \$518,049.

Leon County, Florida
Notes to Financial Statements
September 30, 2010

NOTE XIV. COMMITMENTS AND CONTINGENCIES (CONTINUED)

A. Contract Commitments (continued)

Operating Leases (continued)

The Sheriff is committed to various operating leases for certain office and radio equipment. Operating leases are generally defined as leases that do not transfer benefits and risks of ownership to the lessee. For the year ended September 30, 2010, equipment lease expenses were \$90,146. Future minimum lease payments under the equipment leases are as follows:

Fiscal Year Ending September 30,	Amount
2011	\$ 45,288
2012	42,335
2013	18,780
2014	14,100
2015	2,349
Total minimum payments	\$ 122,852

The Clerk leases office equipment and building space under operating leases expiring in various years through 2012.

Minimum future lease payments under operating leases having remaining terms in excess of one year as of September 30, 2010, are as follows:

Fiscal Year Ending September 30,	Amount
2011	\$ 42,540
2012	12,168
Total minimum payments	\$ 54,708

On June 27, 2010, the Clerk entered into an agreement for installation and implementation of new software. The total fees under this contract are \$513,750. As of September 30, 2010, a total of \$127,098 has been paid. The remaining balance is expected to be paid within the 2010-2011 fiscal year.

The County has other various operating leases for certain office and telephone equipment that is subject to funds being budgeted on an annual basis. These operating leases can be cancelled within the terms of the contract.

Leon County, Florida
Notes to Financial Statements
September 30, 2010

NOTE XIV. COMMITMENTS AND CONTINGENCIES (CONTINUED)

A. Contract Commitments (continued)

Capital Leases

On January 31, 2009, the County entered into a capital lease for the purchase of computer equipment. The following is a schedule by years of future minimum lease payments under capital leases together with the present value of the net minimum lease payments:

Fiscal Year Ending September 30,	Amount
2011	\$ 229,120
2012	229,120
2013	229,120
Total minimum lease payments	687,360
Less amount representing interest	(44,343)
Present value of net minimum lease payments	\$ 643,017

Grants

The County is currently receiving, and has received in the past, grants which are subject to special compliance audits by the grantor agency that may result in disallowed expense amounts. Such amounts, if any, constitute a contingent liability of the County. Accordingly, such liabilities are not reflected within the financial statements.

Long-term Construction Projects

The County is committed to various material long-term construction projects at September 30, 2010. These commitments have been included in the 2009-2010 fiscal year budget and the five-year Capital Improvement Program and certain amounts have been reserved in the capital projects fund. Current contracts outstanding as of the report date approximate \$8.5 million as compared to \$1.8 million at September 30, 2009.

B. Blueprint 2000 Intergovernmental Agency

In October 2000, the County entered into an interlocal agreement with the City of Tallahassee as authorized by Section 163.01(7), Florida Statutes. This agreement created the Blueprint 2000 Intergovernmental Agency to govern the project management structure for the project planning and construction of the Blueprint 2000 projects. The Board of County Commissioners and the City Commission constitute the Blueprint 2000 Intergovernmental Agency. The revenues to fund the projects under this agreement are collections of the local government infrastructure

Leon County, Florida
Notes to Financial Statements
September 30, 2010

NOTE XIV. COMMITMENTS AND CONTINGENCIES (CONTINUED)

B. Blueprint 2000 Intergovernmental Agency(continued)

sales surtax, beginning December 1, 2004, extended pursuant to the provisions in Section 212.055, Florida Statutes, until December 31, 2019. Debt has been issued in conjunction with these projects and secured by the above revenues. These bonds were issued to finance the projects approved by the voters of Leon County. Further information can be found in the BluePrint 2000 Intergovernmental Agency Financial Statements.

Financial statements may be obtained from the Blueprint 2000 Intergovernmental Agency at 1311 Executive Center Drive, Suite 109, Tallahassee, Florida, 32301.

C. Potential Liabilities Resulting from Litigation

The County is a defendant in various lawsuits arising from the normal course of operations. The outcome of these lawsuits is not presently determinable.

Leon County, Florida
Combining Balance Sheet
General Fund

September 30, 2010

	Board of County Commissioners	Clerk of Circuit Court	Property Appraiser
Assets:			
Cash	\$ 309,236	\$ 445,857	\$ 4,109
Investments	18,236,315	-	56,959
Receivables:			
Accounts	230,045	21,323	125
Intergovernmental	1,965,358	-	-
Special assessments	20,552	-	-
Due from other funds	1,145,371	1,309	-
Inventory	222,755	48,989	-
Other assets	550	4,543	-
Advances to other funds	20,000	-	-
Total Assets	\$ 22,150,182	\$ 522,021	\$ 61,193
Liabilities and fund balances:			
Liabilities:			
Accounts payable	\$ 1,584,548	\$ 88,066	\$ 5,402
Accrued liabilities	162,526	190,598	-
Intergovernmental payables	1,594	133,000	112
Due to other funds	108,592	87,726	55,679
Deposits	45,010	22,631	-
Total Liabilities	1,902,270	522,021	61,193
Fund Balances:			
Reserved for advances to other funds	20,000	-	-
Unreserved	20,227,912	-	-
Total fund balances	20,247,912	-	-
Total liabilities and fund balances	\$ 22,150,182	\$ 522,021	\$ 61,193

See Independent Auditors' Report

<u>Sheriff</u>	<u>Supervisor of Elections</u>	<u>Tax Collector</u>	<u>Total</u>
\$ 1,803,140	\$ 178,607	\$ 968,508	\$ 3,709,457
1,236,963	-	-	19,530,237
1,936	-	-	253,429
168,315	-	-	2,133,673
-	-	-	20,552
1,243,890	-	-	2,390,570
295,485	-	-	567,229
-	353	-	5,446
-	-	-	20,000
<u>\$ 4,749,729</u>	<u>\$ 178,960</u>	<u>\$ 968,508</u>	<u>\$ 28,630,593</u>
\$ 950,557	\$ 165,865	\$ 4,625	\$ 2,799,063
2,405,241	13,095	-	2,771,460
-	-	1,706	136,412
1,393,931	-	962,177	2,608,105
-	-	-	67,641
<u>4,749,729</u>	<u>178,960</u>	<u>968,508</u>	<u>8,382,681</u>
-	-	-	20,000
-	-	-	20,227,912
-	-	-	20,247,912
<u>\$ 4,749,729</u>	<u>\$ 178,960</u>	<u>\$ 968,508</u>	<u>\$ 28,630,593</u>

Leon County, Florida

Combining Statement of Revenues, Expenditures, and Changes in Fund Balances
General Fund

Year Ended September 30, 2010

	Board of County Commissioners	Clerk of Circuit Court	Property Appraiser
Revenues:			
Taxes	\$ 52,761,605	\$ -	\$ -
Intergovernmental	16,289,821	20,110	-
Charges for services	1,885,948	1,062,712	10,553
Interest	9,283	3,646	3,483
Miscellaneous	1,136,188	1,734	635
Total revenues	<u>72,082,845</u>	<u>1,088,202</u>	<u>14,671</u>
Expenditures:			
Current:			
General government	15,196,938	2,601,892	4,087,434
Public safety	392,697	-	-
Physical environment	2,424,935	-	-
Economic environment	2,311,158	-	-
Human services	7,137,626	-	-
Culture and recreation	6,163,105	-	-
Judicial	2,391,210	317,641	-
Total expenditures	<u>36,017,669</u>	<u>2,919,533</u>	<u>4,087,434</u>
Excess (deficiency) of revenues over (under) expenditures	<u>36,065,176</u>	<u>(1,831,331)</u>	<u>(4,072,763)</u>
Other financing sources (uses):			
Transfers in	4,536,231	2,035,695	4,128,442
Transfers out	<u>(37,905,543)</u>	<u>(204,364)</u>	<u>(55,679)</u>
Total other financing sources (uses)	<u>(33,369,312)</u>	<u>1,831,331</u>	<u>4,072,763</u>
Net change in fund balance	2,695,864	-	-
Fund balances, October 1	<u>17,552,048</u>	-	-
Fund balances, September 30	<u>\$ 20,247,912</u>	<u>\$ -</u>	<u>\$ -</u>

See Independent Auditors' Report

Sheriff	Supervisor of Elections	Tax Collector	Eliminations	Total
\$ -	\$ -	\$ -	\$ -	\$ 52,761,605
181,726	68,507	-	-	16,560,164
1,706,816	15,911	7,320,856	(4,808,826)	7,193,970
-	105	3,874	-	20,391
139,236	-	-	-	1,277,793
<u>2,027,778</u>	<u>84,523</u>	<u>7,324,730</u>	<u>(4,808,826)</u>	<u>77,813,923</u>
-	2,970,700	6,362,553	-	31,219,517
58,269,127	-	-	-	58,661,824
-	-	-	-	2,424,935
-	-	-	-	2,311,158
-	-	-	-	7,137,626
-	-	-	-	6,163,105
3,034,908	-	-	-	5,743,759
<u>61,304,035</u>	<u>2,970,700</u>	<u>6,362,553</u>	<u>-</u>	<u>113,661,924</u>
<u>(59,276,257)</u>	<u>(2,886,177)</u>	<u>962,177</u>	<u>(4,808,826)</u>	<u>(35,848,001)</u>
60,592,380	3,232,584	-	(13,109,516)	61,415,816
(1,316,123)	(346,407)	(962,177)	17,918,342	(22,871,951)
<u>59,276,257</u>	<u>2,886,177</u>	<u>(962,177)</u>	<u>4,808,826</u>	<u>38,543,865</u>
-	-	-	-	2,695,864
-	-	-	-	17,552,048
<u>\$ -</u>	<u>\$ -</u>	<u>\$ -</u>	<u>\$ -</u>	<u>\$ 20,247,912</u>

Leon County, Florida
Combining Balance Sheet
Nonmajor Governmental Funds

September 30, 2010

	Special Revenue Funds	Debt Service Funds	Capital Project Funds	Total Nonmajor Governmental Funds
Assets:				
Cash	\$ 6,396,968	\$ 209,005	\$ 1,609,385	\$ 8,215,358
Investments	27,188,963	-	13,708,524	40,897,487
Receivables:				
Accounts	2,454,878	-	27,976	2,482,854
Intergovernmental	1,782,524	-	-	1,782,524
Special Assessment	1,540,728	-	-	1,540,728
Due from other funds	721,696	-	4,437	726,133
Inventory	2,401	-	-	2,401
Other assets	3,410	-	-	3,410
Total assets	<u>\$ 40,091,568</u>	<u>\$ 209,005</u>	<u>\$ 15,350,322</u>	<u>\$ 55,650,895</u>
Liabilities and fund balances				
Liabilities:				
Accounts payable	\$ 1,844,759	\$ -	\$ 496,117	\$ 2,340,876
Accrued liabilities	313,550	-	-	313,550
Intergovernmental payables	69,151	-	-	69,151
Due to other funds	1,699,830	-	-	1,699,830
Deposits	116,912	-	-	116,912
Unearned revenues	3,174,858	-	-	3,174,858
Total Liabilities	<u>7,219,060</u>	<u>-</u>	<u>496,117</u>	<u>7,715,177</u>
Fund Balances:				
Reserved for records modernization	1,226,054	-	-	1,226,054
Reserved for training	42,691	-	-	42,691
Reserved for special projects	291,351	-	-	291,351
Reserved for 911 expenditures	302,081	-	-	302,081
Reserved for inmate expenditures	273,452	-	-	273,452
Unreserved, reported in:				
Special revenue funds	30,736,879	-	-	30,736,879
Debt service funds	-	209,005	-	209,005
Capital project funds	-	-	14,854,205	14,854,205
Total fund balances	<u>32,872,508</u>	<u>209,005</u>	<u>14,854,205</u>	<u>47,935,718</u>
Total liabilities and fund balances	<u>\$ 40,091,568</u>	<u>\$ 209,005</u>	<u>\$ 15,350,322</u>	<u>\$ 55,650,895</u>

See Independent Auditors' Report

Leon County, Florida

Combining Statement of Revenues, Expenditures, and Changes in Fund Balances
Nonmajor Governmental Funds

Year Ended September 30, 2010

	Special Revenue Funds	Debt Service Funds	Capital Project Funds	Total Nonmajor Governmental Funds
Revenues:				
Taxes	\$ 22,556,325	\$ -	\$ -	\$ 22,556,325
Licenses and permits	2,512,356	-	-	2,512,356
Intergovernmental	16,467,143	-	836,871	17,304,014
Charges for services	12,778,058	-	50,000	12,828,058
Fines and forfeitures	576,982	-	-	576,982
Interest	949,045	-	426,870	1,375,915
Miscellaneous	8,035,083	-	-	8,035,083
Total revenues	<u>63,874,992</u>	<u>-</u>	<u>1,313,741</u>	<u>65,188,733</u>
Expenditures:				
Current:				
General government	1,362,950	-	905,243	2,268,193
Public safety	33,604,327	-	-	33,604,327
Physical environment	5,935,172	-	80,172	6,015,344
Transportation	9,958,755	-	2,609,157	12,567,912
Economic environment	2,190,835	-	-	2,190,835
Human services	2,010,463	-	-	2,010,463
Culture and recreation	4,261,597	-	1,055,682	5,317,279
Judicial	7,324,604	-	2,756,630	10,081,234
Debt service:				
Principal retirement	-	5,461,384	-	5,461,384
Interest and fiscal charges	-	3,926,459	-	3,926,459
Other debt service costs	-	2,156	-	2,156
Total expenditures	<u>66,648,703</u>	<u>9,389,999</u>	<u>7,406,884</u>	<u>83,445,586</u>
Excess (deficiency) of revenues over (under) expenditures	<u>(2,773,711)</u>	<u>(9,389,999)</u>	<u>(6,093,143)</u>	<u>(18,256,853)</u>
Other financing sources (uses):				
Transfers in	17,786,224	9,391,043	2,553,401	29,730,668
Transfers out	(9,764,230)	-	(318,230)	(10,082,460)
Total other financing sources (uses)	<u>8,021,994</u>	<u>9,391,043</u>	<u>2,235,171</u>	<u>19,648,208</u>
Net change in fund balance	5,248,283	1,044	(3,857,972)	1,391,355
Fund balances, October 1	<u>27,624,225</u>	<u>207,961</u>	<u>18,712,177</u>	<u>46,544,363</u>
Fund balances, September 30	<u>\$ 32,872,508</u>	<u>\$ 209,005</u>	<u>\$ 14,854,205</u>	<u>\$ 47,935,718</u>

See Independent Auditors' Report

Nonmajor Governmental Funds

Special Revenue Funds

Special revenue funds are used to account for specific revenue sources that are legally restricted to expenditures for particular purposes.

County Transportation Trust

This fund is used to account for the County's proceeds of local and state gas taxes. Expenditures are restricted to the maintenance of roads and bridges.

Probation

This fund is used to support the alternative community service work program, the pre-trial release program and other County probation programs and services. Revenue sources include fees related to pre-trial costs, other probation related services, and transfers from the General Fund.

Indigent Probate

This fund is used to account for proceeds of court filing fees designated for incapacity and guardianship proceedings concerning indigent wards. These fees are used to provide legal aid, pay for court costs, and pay for the examining committee costs for indigent incapacitated persons.

Law Library Trust

This fund is used to account for costs associated with the establishment and maintenance of a law library for use by the judiciary, members of the Florida Bar, and the public. Revenues include charges and fees imposed for court proceedings.

Family Law Legal Services

This fund is used to account for the costs of services provided by Leon County Family Mediation Program, Teen Court, Family Visitation, and Family Law Assistance. This fund is supported by fees and charges imposed by Court Proceedings pursuant to F.S. Section 44.108.

Drug Abuse Trust

This fund is used to account for court costs revenues from felony fines collected by the Clerk of Courts and the proceeds are used to support drug intervention programs.

Local Legal Programs

This fund is used to account for the proceeds of \$65.00 criminal violation fines pursuant to F.S. Section 939.185. The proceeds are used to supplement state funding for the implementation of a statewide court system, to fund legal aid programs, to fund law library costs, and to fund juvenile programs.

Special Revenue Funds

(continued)

Building Inspection

This fund is used to account for fees collected on building permits issued within the unincorporated area of Leon County. The fees are used to fund the operation of the Building Inspection Department.

Growth Management

This fund is used to account for environmental permitting fees that are used to manage growth in accordance with the City of Tallahassee/Leon County Comprehensive Plan development regulations.

Mosquito Control

This fund is used to account for state grant revenues and county general funds used to support the administration and operations of the mosquito control program.

MSBU Stormwater Utility

This fund is used to account for the costs of stormwater control projects. Funding sources include budgeted transfers of general funds and transportation funds, along with a non-ad valorem assessment for stormwater utility collected by the Tax Collector and remitted to the Board of County Commissioners.

SHIP Trust

The State Housing Initiatives Partnership (SHIP) Trust Fund is a special revenue fund established in accordance with F.S. 420.9075(5) to account for the distribution of State funds to local housing programs.

911 Emergency Communications

This fund is used to account for the 911 fees imposed and collected from local telephone customers and wireless customers. Expenditures are restricted to the establishment and maintenance of 911 emergency services within Leon County.

Radio Communication Systems

This fund is used to account for resources and expenditures associated with Leon County's participation in an intergovernmental radio communications program that have been previously approved by the State of Florida, Department of Management Services. This program for Leon County is the 800 MHZ radio system.

Emergency Medical Services

This fund is used to account for the costs of providing emergency medical and transport services. The major revenue sources are transport fees paid primarily by medical insurance and Medicare and the EMS Municipal Services Taxing Unit.

Special Revenue Funds

(continued)

Municipal Service

This fund is used to support various municipal services provided to the unincorporated areas of Leon County. These services include parks, recreation, and animal control. The major revenue source for this fund is a transfer of non-restricted general funds and the public services tax.

Countywide Road District

This fund was established for road improvements associated with new developments. Major revenue sources for the fund included proceeds from impact fees levied on developers. The impact fees supporting this fund were repealed by the County Commission in 1996. The fund is used to account for the remaining resources and expenditures

Fire Rescue Services

This fund was established to fund enhanced fire protection services in the unincorporated area of Leon County. The main revenue source is derived from a fire service fee levied on single-family, commercial, and governmental properties in the unincorporated area of the county. It also assists with funding for volunteer fire departments. By interlocal agreement, the fire rescue and emergency management services are functionally consolidated under the city and county.

Tourist Development Trust

This fund is used to account for a three-percent local option tourist development tax on transient lodging sales in Leon County. The Leon County Tourist Development Council administers the expenditures to promote a strong visitor industry in Leon County.

Special Assessment Paving

The Special Assessment Paving (2/3 2/3 Repay) Fund was established to account for the repayment of special assessments associated with the County's 2/3 2/3's paving program. The revenue received into this fund is collected as a non-ad valorem special assessment on the annual tax bill.

Primary Care MSTU

This fund is used to account for an ad valorem tax levy of up to ½ mill created by County ordinance. The MSTU encompasses all of Leon County and provides funding for the delivery of primary health care programs, services, and facilities to uninsured, low-income persons under the age of 65 living within the County.

Special Assessment Sewer

This fund is used to account for the revenues and expenditures associated with the assessment levied on property owners in Killearn Lakes Unit I and II to pay for the costs of maintaining the new City of Tallahassee sewer service distribution system. The assessment is collected and remitted in accordance with an interlocal agreement with the City of Tallahassee.

Special Revenue Funds

(continued)

BOA Building Operating

This fund is used to account for the ongoing operations and maintenance of the Bank of America building. Revenues are generated by the leases associated with the current tenants of the building.

Huntington Oaks Plaza

This fund is used to account for the ongoing operations and maintenance of the Huntington Oak Plaza. Revenues are generated by the remaining leases associated with the current tenants of the plaza.

Sheriff Special Grants

This fund is used to account for the various law enforcement grants and the expenditures are limited to those allowable by the specific grant.

Emergency Management 911 Fees

This fund is used to account for operations related to the 911 fees imposed and collected from local telephone exchange customers. Expenditures are restricted to the establishment and maintenance of an emergency telephone number “911” system.

Emergency Management Grants

This fund is used to account for grants received by the Leon County Sheriff’s Department used to support the County’s emergency management operations.

Sheriff Inmate

This fund is used to account for proceeds held by the Leon County Sheriff’s Department for prisoners, which are expended for their personal needs.

Article V Court Operations

This fund is used to account for revenues generated for the courts. Proceeds are to be used exclusively for all court expenditures except those mentioned in Chapter 29, Florida Statutes.

Records Modernization

This fund is used to account for the revenues deposited into the Public Records Modernization Trust Fund. The revenues are generated from the ten percent of all court-related fines and the additional service charges paid to the Clerk of the Circuit Court for instruments recorded in the official records.

Leon County, Florida
 Combining Balance Sheet
 Nonmajor Special Revenue Funds

September 30, 2010

	County Transportation Trust	Probation	Indigent Probate	Law Library Trust
Assets:				
Cash	\$ 50	\$ 67,679	\$ 3,503	\$ 562
Investments	6,534,412	866,047	-	-
Receivables:				
Accounts	13,162	1,737	-	-
Intergovernmental	744,717	-	-	-
Special Assessments	-	-	-	-
Due from other funds	2,079	276	-	-
Inventory	-	-	-	-
Other assets	-	-	-	-
Total assets	<u>\$ 7,294,420</u>	<u>\$ 935,739</u>	<u>\$ 3,503</u>	<u>\$ 562</u>
Liabilities and Fund Balances:				
Liabilities:				
Accounts payable	\$ 200,702	\$ 27,512	\$ -	\$ -
Accrued liabilities	65,003	16,252	-	-
Intergovernmental payables	24,572	-	-	-
Due to other funds	-	-	-	-
Deposits	10,000	-	-	-
Deferred revenues	-	-	-	-
Total liabilities	<u>300,277</u>	<u>43,764</u>	<u>-</u>	<u>-</u>
Fund Balances:				
Reserved for records modernization	-	-	-	-
Reserved for law enforcement training	-	-	-	-
Reserved for special projects	-	-	-	-
Reserved for 911 expenditures	-	-	-	-
Reserve for inmate expenditures	-	-	-	-
Unreserved	6,994,143	891,975	3,503	562
Total fund balances	<u>6,994,143</u>	<u>891,975</u>	<u>3,503</u>	<u>562</u>
Total liabilities and fund balances	<u>\$ 7,294,420</u>	<u>\$ 935,739</u>	<u>\$ 3,503</u>	<u>\$ 562</u>

See Independent Auditors' Report

Family Law Legal Services	Drug Abuse Trust	Local Legal Programs	Building Inspection
\$ 153,736	\$ 123,340	\$ 399,538	\$ 496,041
-	-	-	-
-	-	-	-
-	-	-	-
-	-	-	-
-	-	-	-
<u>\$ 153,736</u>	<u>\$ 123,340</u>	<u>\$ 399,538</u>	<u>\$ 496,041</u>
\$ 150	\$ 16,120	\$ 8,164	\$ 1,451
1,020	-	2,057	8,332
-	-	-	41,923
-	-	-	-
-	-	-	-
-	-	-	-
<u>1,170</u>	<u>16,120</u>	<u>10,221</u>	<u>51,706</u>
-	-	-	-
-	-	-	-
-	-	-	-
-	-	-	-
152,566	107,220	389,317	444,335
<u>152,566</u>	<u>107,220</u>	<u>389,317</u>	<u>444,335</u>
<u>\$ 153,736</u>	<u>\$ 123,340</u>	<u>\$ 399,538</u>	<u>\$ 496,041</u>

(continued)

Leon County, Florida
 Combining Balance Sheet
 Nonmajor Special Revenue Funds (Continued)

September 30, 2010

	<u>Growth Management</u>	<u>Mosquito Control</u>	<u>MSBU Stormwater Utility</u>	<u>SHIP Trust</u>
Assets:				
Cash	\$ -	\$ -	\$ 344	\$ -
Investments	1,114,520	865,441	2,076,806	827,007
Receivables:				
Accounts	2,235	1,736	4,165	3,352
Intergovernmental	-	-	-	-
Special Assessments	-	-	-	-
Due from other funds	355	275	661	-
Inventory	-	-	-	-
Other assets	-	-	-	-
Total assets	<u>\$ 1,117,110</u>	<u>\$ 867,452</u>	<u>\$ 2,081,976</u>	<u>\$ 830,359</u>
Liabilities and Fund Balances:				
Liabilities:				
Accounts payable	\$ 2,584	\$ 48,562	\$ 15,942	\$ -
Accrued liabilities	20,924	2,712	12,304	-
Intergovernmental payables	-	-	-	-
Due to other funds	-	3,289	-	-
Deposits	-	-	-	-
Deferred revenues	-	4,477	-	829,417
Total liabilities	<u>23,508</u>	<u>59,040</u>	<u>28,246</u>	<u>829,417</u>
Fund Balances:				
Reserved for records modernization	-	-	-	-
Reserved for law enforcement training	-	-	-	-
Reserved for special projects	-	-	-	-
Reserved for 911 expenditures	-	-	-	-
Reserve for inmate expenditures	-	-	-	-
Unreserved	1,093,602	808,412	2,053,730	942
Total fund balances	<u>1,093,602</u>	<u>808,412</u>	<u>2,053,730</u>	<u>942</u>
Total liabilities and fund balances	<u>\$ 1,117,110</u>	<u>\$ 867,452</u>	<u>\$ 2,081,976</u>	<u>\$ 830,359</u>

See Independent Auditors' Report

911 Emergency Communications	Radio Communications Systems	Emergency Medical Services	Municipal Service
\$ 185,346	\$ 31,590	\$ 2,981	\$ 695
-	-	4,207,690	2,907,417
-	-	2,032,722	296,210
25,843	-	-	270,071
-	-	-	-
388,766	-	1,339	925
-	-	-	-
-	-	-	-
<u>\$ 599,955</u>	<u>\$ 31,590</u>	<u>\$ 6,244,732</u>	<u>\$ 3,475,318</u>

\$ -	\$ -	\$ 770,626	\$ 281,276
-	-	148,386	15,268
-	-	-	291
-	31,590	590	-
-	-	-	-
-	-	-	-
-	31,590	919,602	296,835

-	-	-	-
-	-	-	-
-	-	-	-
-	-	-	-
-	-	-	-
599,955	-	5,325,130	3,178,483
599,955	-	5,325,130	3,178,483
<u>\$ 599,955</u>	<u>\$ 31,590</u>	<u>\$ 6,244,732</u>	<u>\$ 3,475,318</u>

(continued)

Leon County, Florida
Combining Balance Sheet
Nonmajor Special Revenue Funds (Continued)

September 30, 2010

	<u>Countywide Road District</u>	<u>Fire Rescue Services</u>	<u>Tourist Development Trust</u>	<u>Special Assessment Paving</u>
Assets:				
Cash	\$ 753	\$ 205,019	\$ 313,942	\$ 679,333
Investments	-	-	4,249,895	-
Receivables:				
Accounts	-	-	-	-
Intergovernmental	-	-	-	-
Special Assessments	-	-	-	1,517,355
Due from other funds	-	-	1,352	-
Inventory	985	-	-	-
Other assets	-	-	3,410	-
Total assets	<u>\$ 1,738</u>	<u>\$ 205,019</u>	<u>\$ 4,568,599</u>	<u>\$ 2,196,688</u>
Liabilities and Fund Balances:				
Liabilities:				
Accounts payable	\$ 1,738	\$ -	\$ 183,397	\$ -
Accrued liabilities	-	-	6,049	-
Intergovernmental payables	-	-	20	-
Due to other funds	-	-	-	-
Deposits	-	-	-	-
Deferred revenues	-	-	-	1,480,211
Total liabilities	<u>1,738</u>	<u>-</u>	<u>189,466</u>	<u>1,480,211</u>
Fund Balances:				
Reserved for records modernization	-	-	-	-
Reserved for law enforcement training	-	-	-	-
Reserved for special projects	-	-	-	-
Reserved for 911 expenditures	-	-	-	-
Reserve for inmate expenditures	-	-	-	-
Unreserved	-	205,019	4,379,133	716,477
Total fund balances	<u>-</u>	<u>205,019</u>	<u>4,379,133</u>	<u>716,477</u>
Total liabilities and fund balances	<u>\$ 1,738</u>	<u>\$ 205,019</u>	<u>\$ 4,568,599</u>	<u>\$ 2,196,688</u>

See Independent Auditors' Report

Primary Care MSTU	Special Assessment Sewer	BOA Bldg Operating	Huntington Oaks Plaza
\$ 28,287	\$ 238,808	\$ -	\$ 232,010
-	-	3,156,480	-
-	-	40,654	16,163
-	-	-	-
-	23,373	-	-
-	-	-	-
-	-	-	-
-	-	-	-
<u>\$ 28,287</u>	<u>\$ 262,181</u>	<u>\$ 3,197,134</u>	<u>\$ 248,173</u>
\$ -	\$ 232,089	\$ 1,685	\$ -
-	-	459	-
-	-	2,014	241
-	-	-	-
-	-	98,005	8,907
-	-	-	-
-	232,089	102,163	9,148
-	-	-	-
-	-	-	-
-	-	-	-
-	-	-	-
28,287	30,092	3,094,971	239,025
<u>28,287</u>	<u>30,092</u>	<u>3,094,971</u>	<u>239,025</u>
<u>\$ 28,287</u>	<u>\$ 262,181</u>	<u>\$ 3,197,134</u>	<u>\$ 248,173</u>

(continued)

Leon County, Florida
Combining Balance Sheet
Nonmajor Special Revenue Funds (Continued)

September 30, 2010

	<u>Sheriff Special Grants</u>	<u>Emergency Management 911 Fees</u>	<u>Emergency Management Grants</u>	<u>Sheriff Inmate</u>
Assets:				
Cash	\$ 508,511	\$ 751,729	\$ -	\$ 424,212
Investments	-	-	-	-
Receivables:				
Accounts	1,426	-	-	40,650
Intergovernmental	666,230	-	-	-
Special Assessments	-	-	-	-
Due from other funds	140,516	62,260	122,324	568
Inventory	1,076	-	-	340
Other assets	-	-	-	-
Total assets	<u>\$ 1,317,759</u>	<u>\$ 813,989</u>	<u>\$ 122,324</u>	<u>\$ 465,770</u>
Liabilities and Fund Balances:				
Liabilities:				
Accounts payable	\$ 4,164	\$ 11,906	\$ 37	\$ 9,680
Accrued liabilities	3,882	3,496	3,033	4,373
Intergovernmental payables	90	-	-	-
Due to other funds	870,336	496,506	119,254	178,265
Deposits	-	-	-	-
Deferred revenues	105,245	-	-	-
Total liabilities	<u>983,717</u>	<u>511,908</u>	<u>122,324</u>	<u>192,318</u>
Fund Balances:				
Reserved for records modernization	-	-	-	-
Reserved for law enforcement training	42,691	-	-	-
Reserved for special projects	291,351	-	-	-
Reserved for 911 expenditures	-	302,081	-	-
Reserve for inmate expenditures	-	-	-	273,452
Unreserved	-	-	-	-
Total fund balances	<u>334,042</u>	<u>302,081</u>	<u>-</u>	<u>273,452</u>
Total liabilities and fund balances	<u>\$ 1,317,759</u>	<u>\$ 813,989</u>	<u>\$ 122,324</u>	<u>\$ 465,770</u>

See Independent Auditors' Report

Article V Court Operations	Records Modernization	Total Nonmajor Special Revenue Funds
\$ 687,919	\$ 861,040	\$ 6,396,968
-	383,248	27,188,963
-	666	2,454,878
75,663	-	1,782,524
-	-	1,540,728
-	-	721,696
-	-	2,401
-	-	3,410
<u>\$ 763,582</u>	<u>\$ 1,244,954</u>	<u>\$ 40,091,568</u>

\$ 8,074	\$ 18,900	\$ 1,844,759
-	-	313,550
-	-	69,151
-	-	1,699,830
-	-	116,912
755,508	-	3,174,858
<u>763,582</u>	<u>18,900</u>	<u>7,219,060</u>

	1,226,054	1,226,054
	-	42,691
	-	291,351
	-	302,081
	-	273,452
	-	30,736,879
-	1,226,054	32,872,508
<u>\$ 763,582</u>	<u>\$ 1,244,954</u>	<u>\$ 40,091,568</u>

Leon County, Florida

Combining Statement of Revenues, Expenditures and Changes in Fund Balances

Nonmajor Special Revenue Funds

Year Ended September 30, 2010

	County Transportation Trust	Probation	Indigent Probate	Law Library Trust
Revenues:				
Taxes	\$ 4,829,413	\$ -	\$ -	\$ -
Licenses and permits	-	-	-	-
Intergovernmental	4,121,147	75,000	-	-
Charges for services	139,282	1,118,166	2	96
Fines and forfeitures	-	-	-	-
Interest	180,214	24,406	91	14
Miscellaneous	8,225	-	-	-
Total revenues	<u>9,278,281</u>	<u>1,217,572</u>	<u>93</u>	<u>110</u>
Expenditures:				
Current:				
General government	-	-	-	-
Public safety	-	2,765,313	-	-
Physical environment	-	-	-	-
Transportation	9,958,755	-	-	-
Economic environment	-	-	-	-
Human services	-	-	-	-
Culture and recreation	-	-	-	-
Judicial	-	-	-	-
Total expenditures	<u>9,958,755</u>	<u>2,765,313</u>	<u>-</u>	<u>-</u>
Excess (deficiency) of revenues over (under) expenditures	<u>(680,474)</u>	<u>(1,547,741)</u>	<u>93</u>	<u>110</u>
Other financing sources (uses):				
Transfers in	4,044,018	1,473,205	-	-
Transfers out	(2,588,434)	(30,000)	-	-
Total other financing sources (uses)	<u>1,455,584</u>	<u>1,443,205</u>	<u>-</u>	<u>-</u>
Net change in fund balance	775,110	(104,536)	93	110
Fund balances, October 1	<u>6,219,033</u>	<u>996,511</u>	<u>3,410</u>	<u>452</u>
Fund balances, September 30	<u>\$ 6,994,143</u>	<u>\$ 891,975</u>	<u>\$ 3,503</u>	<u>\$ 562</u>

See Independent Auditors' Report

Family Law Legal Services	Drug Abuse Trust	Local Legal Programs	Building Inspection
\$ -	\$ -	\$ -	\$ -
-	-	-	1,257,686
-	-	-	-
136	51,078	265,129	41,421
124,780	-	-	-
3,750	3,923	10,890	7,717
-	-	-	-
<u>128,666</u>	<u>55,001</u>	<u>276,019</u>	<u>1,306,824</u>
-	-	-	-
-	-	-	1,098,920
-	-	-	-
-	-	-	-
-	121,481	72,499	-
-	-	-	-
123,417	-	285,815	-
<u>123,417</u>	<u>121,481</u>	<u>358,314</u>	<u>1,098,920</u>
5,249	(66,480)	(82,295)	207,904
-	-	-	-
-	-	-	-
-	-	-	-
5,249	(66,480)	(82,295)	207,904
147,317	173,700	471,612	236,431
<u>\$ 152,566</u>	<u>\$ 107,220</u>	<u>\$ 389,317</u>	<u>\$ 444,335</u>

(continued)

Leon County, Florida

Combining Statement of Revenues, Expenditures and Changes in Fund Balances

Nonmajor Special Revenue Funds (Continued)

Year Ended September 30, 2010

	Growth Management	Mosquito Control	MSBU Stormwater Utility	SHIP Trust
Revenues:				
Taxes	\$ -	\$ -	\$ 944,890	\$ -
Licenses and permits	771,921	-	-	-
Intergovernmental	-	35,022	23,018	-
Charges for services	96,223	672	-	40,690
Fines and forfeitures	13,202	-	-	-
Interest	9,310	26,412	60,532	30,626
Miscellaneous	1,477	-	18,112	-
Total revenues	<u>892,133</u>	<u>62,106</u>	<u>1,046,552</u>	<u>71,316</u>
Expenditures:				
Current:				
General government	-	-	-	-
Public safety	-	-	-	-
Physical environment	2,782,007	-	2,921,075	-
Transportation	-	-	-	-
Economic environment	-	-	-	71,316
Human services	-	759,471	-	-
Culture and recreation	-	-	-	-
Judicial	-	-	-	-
Total expenditures	<u>2,782,007</u>	<u>759,471</u>	<u>2,921,075</u>	<u>71,316</u>
Excess (deficiency) of revenues over (under) expenditures	<u>(1,889,874)</u>	<u>(697,365)</u>	<u>(1,874,523)</u>	<u>-</u>
Other financing sources (uses):				
Transfers in	1,987,011	772,467	4,176,751	-
Transfers out	-	(56,000)	(1,743,421)	-
Total other financing sources (uses)	<u>1,987,011</u>	<u>716,467</u>	<u>2,433,330</u>	<u>-</u>
Net change in fund balance	97,137	19,102	558,807	-
Fund balances, October 1	<u>996,465</u>	<u>789,310</u>	<u>1,494,923</u>	<u>942</u>
Fund balances, September 30	<u>\$ 1,093,602</u>	<u>\$ 808,412</u>	<u>\$ 2,053,730</u>	<u>\$ 942</u>

See Independent Auditors' Report

911 Emergency Communications	Radio Communications Systems	Emergency Medical Service	Municipal Service
\$ -	\$ -	\$ 7,026,537	\$ 6,201,090
-	-	-	-
1,361,492	-	-	418,656
-	-	9,179,530	26,512
-	315,541	-	825
7,459	393	163,734	81,208
-	-	144,708	1,602
<u>1,368,951</u>	<u>315,934</u>	<u>16,514,509</u>	<u>6,729,893</u>
-	555,109	-	-
34,901	-	13,870,102	774,847
-	-	-	-
-	-	-	-
-	-	-	-
-	-	-	1,057,012
-	-	-	3,757,097
-	-	-	-
<u>34,901</u>	<u>555,109</u>	<u>13,870,102</u>	<u>5,588,956</u>
<u>1,334,050</u>	<u>(239,175)</u>	<u>2,644,407</u>	<u>1,140,937</u>
467,821	239,175	5,894	-
(2,366,901)	-	(504,461)	(509,105)
<u>(1,899,080)</u>	<u>239,175</u>	<u>(498,567)</u>	<u>(509,105)</u>
(565,030)	-	2,145,840	631,832
<u>1,164,985</u>	<u>-</u>	<u>3,179,290</u>	<u>2,546,651</u>
<u>\$ 599,955</u>	<u>\$ -</u>	<u>\$ 5,325,130</u>	<u>\$ 3,178,483</u>

(continued)

Leon County, Florida

Combining Statement of Revenues, Expenditures and Changes in Fund Balances

Nonmajor Special Revenue Funds (Continued)

Year Ended September 30, 2010

	Countywide Road District	Fire Rescue Services	Tourist Development Trust	Special Assessment Paving
Revenues:				
Taxes	\$ -	\$ -	\$ 3,549,497	\$ -
Licenses and permits	-	482,749	-	-
Intergovernmental	-	-	-	-
Charges for services	-	-	-	-
Fines and forfeitures	-	-	-	-
Interest	-	502	110,868	121,113
Miscellaneous	-	5,512,767	67,507	252,036
Total revenues	<u>-</u>	<u>5,996,018</u>	<u>3,727,872</u>	<u>373,149</u>
Expenditures:				
Current:				
General government	-	-	-	-
Public safety	-	5,715,999	-	-
Physical environment	-	-	-	-
Transportation	-	-	-	-
Economic environment	-	-	2,119,519	-
Human services	-	-	-	-
Culture and recreation	-	-	504,500	-
Judicial	-	-	-	-
Total expenditures	<u>-</u>	<u>5,715,999</u>	<u>2,624,019</u>	<u>-</u>
Excess (deficiency) of revenues over (under) expenditures	<u>-</u>	<u>280,019</u>	<u>1,103,853</u>	<u>373,149</u>
Other financing sources (uses):				
Transfers in	-	-	-	-
Transfers out	-	(75,000)	(163,451)	(262,570)
Total other financing sources (uses)	<u>-</u>	<u>(75,000)</u>	<u>(163,451)</u>	<u>(262,570)</u>
Net change in fund balance	-	205,019	940,402	110,579
Fund balances, October 1	<u>-</u>	<u>-</u>	<u>3,438,731</u>	<u>605,898</u>
Fund balances, September 30	<u>\$ -</u>	<u>\$ 205,019</u>	<u>\$ 4,379,133</u>	<u>\$ 716,477</u>

See Independent Auditors' Report

Primary Care MSTU	Special Assessment Sewer	BOA Bldg Operating	Huntington Oaks Plaza
\$ 4,898	\$ -	\$ -	\$ -
-	-	-	-
-	-	-	-
-	-	76,932	-
-	-	-	-
(1,257)	5,001	90,346	2,260
-	236,669	1,377,431	302,510
<u>3,641</u>	<u>241,670</u>	<u>1,544,709</u>	<u>304,770</u>
-	-	516,293	65,745
-	-	-	-
-	232,090	-	-
-	-	-	-
-	-	-	-
-	-	-	-
-	-	11,527	-
<u>-</u>	<u>232,090</u>	<u>527,820</u>	<u>65,745</u>
<u>3,641</u>	<u>9,580</u>	<u>1,016,889</u>	<u>239,025</u>
-	-	-	-
-	(4,580)	(715,260)	-
<u>-</u>	<u>(4,580)</u>	<u>(715,260)</u>	<u>-</u>
3,641	5,000	301,629	239,025
<u>24,646</u>	<u>25,092</u>	<u>2,793,342</u>	<u>-</u>
<u>\$ 28,287</u>	<u>\$ 30,092</u>	<u>\$ 3,094,971</u>	<u>\$ 239,025</u>

(continued)

Leon County, Florida

Combining Statement of Revenues, Expenditures and Changes in Fund Balances

Nonmajor Special Revenue Funds (Continued)

Year Ended September 30, 2010

	Sheriff Special Grants	Emergency Management 911 Fees	Emergency Management Grants	Sheriff Inmate
Revenues:				
Taxes	\$ -	\$ -	\$ -	\$ -
Licenses and permits	-	-	-	-
Intergovernmental	4,084,954	-	133,796	-
Charges for services	54,012	-	-	952,693
Fines and forfeitures	122,634	-	-	-
Interest	-	-	-	-
Miscellaneous	106,708	1,018	-	4,313
Total revenues	<u>4,368,308</u>	<u>1,018</u>	<u>133,796</u>	<u>957,006</u>
Expenditures:				
Current:				
General government	-	-	-	-
Public safety	7,149,351	982,937	254,951	957,006
Physical environment	-	-	-	-
Transportation	-	-	-	-
Economic environment	-	-	-	-
Human services	-	-	-	-
Culture and recreation	-	-	-	-
Judicial	-	-	-	-
Total expenditures	<u>7,149,351</u>	<u>982,937</u>	<u>254,951</u>	<u>957,006</u>
Excess (deficiency) of revenues over (under) expenditures	<u>(2,781,043)</u>	<u>(981,919)</u>	<u>(121,155)</u>	<u>-</u>
Other financing sources (uses):				
Transfers in	2,741,431	1,284,000	121,155	-
Transfers out	-	(388,766)	-	-
Total other financing sources (uses)	<u>2,741,431</u>	<u>895,234</u>	<u>121,155</u>	<u>-</u>
Net change in fund balance	(39,612)	(86,685)	-	-
Fund balances, October 1	<u>373,654</u>	<u>388,766</u>	<u>-</u>	<u>273,452</u>
Fund balances, September 30	<u>\$ 334,042</u>	<u>\$ 302,081</u>	<u>\$ -</u>	<u>\$ 273,452</u>

See Independent Auditors' Report

Article V Court Operations	Records Modernization	Total Nonmajor Special Revenue Funds
\$ -	\$ -	\$ 22,556,325
-	-	2,512,356
6,214,058	-	16,467,143
-	735,484	12,778,058
-	-	576,982
-	9,533	949,045
-	-	8,035,083
6,214,058	745,017	63,874,992
-	225,803	1,362,950
-	-	33,604,327
-	-	5,935,172
-	-	9,958,755
-	-	2,190,835
-	-	2,010,463
-	-	4,261,597
6,404,363	499,482	7,324,604
6,404,363	725,285	66,648,703
(190,305)	19,732	(2,773,711)
190,305	282,991	17,786,224
-	(356,281)	(9,764,230)
190,305	(73,290)	8,021,994
-	(53,558)	5,248,283
-	1,279,612	27,624,225
\$ -	\$ 1,226,054	\$ 32,872,508

Leon County, Florida

Schedule of Revenues, Expenditures, and Changes in Fund Balance - Budget and Actual
County Transportation Trust Fund

Year Ended September 30, 2010

	Budgeted Amounts		Actual Amounts	Variance With Final Budget Positive (Negative)
	Original	Final		
Revenues:				
Taxes	\$ 4,447,900	\$ 4,447,900	\$ 4,829,413	\$ 381,513
Intergovernmental	3,581,120	3,581,120	4,121,147	540,027
Charges for services	179,835	179,835	139,282	(40,553)
Interest	169,385	169,385	180,214	10,829
Miscellaneous	1,520	1,520	8,225	6,705
Total revenues	<u>8,379,760</u>	<u>8,379,760</u>	<u>9,278,281</u>	<u>898,521</u>
Expenditures:				
Transportation	<u>10,575,344</u>	<u>10,685,344</u>	<u>9,958,755</u>	<u>726,589</u>
Total expenditures	<u>10,575,344</u>	<u>10,685,344</u>	<u>9,958,755</u>	<u>726,589</u>
Excess (deficiency) of revenues over (under) expenditures	<u>(2,195,584)</u>	<u>(2,305,584)</u>	<u>(680,474)</u>	<u>1,625,110</u>
Other financing sources (uses):				
Transfers in	4,044,018	4,044,018	4,044,018	-
Transfers out	<u>(1,738,434)</u>	<u>(2,588,434)</u>	<u>(2,588,434)</u>	<u>-</u>
Total other financing sources (uses)	<u>2,305,584</u>	<u>1,455,584</u>	<u>1,455,584</u>	<u>-</u>
Net change in fund balance	110,000	(761,000)	775,110	1,625,110
Fund balances, October 1	<u>6,219,033</u>	<u>6,219,033</u>	<u>6,219,033</u>	<u>-</u>
Fund balances, September 30	<u>\$ 6,329,033</u>	<u>\$ 5,458,033</u>	<u>\$ 6,994,143</u>	<u>\$ 1,625,110</u>

See Independent Auditors' Report

Leon County, Florida

Schedule of Revenues, Expenditures, and Changes in Fund Balance - Budget and Actual
Probation Fund

Year Ended September 30, 2010

	Budgeted Amounts		Actual Amounts	Variance With Final Budget Positive (Negative)
	Original	Final		
Revenues:				
Intergovernmental	\$ 75,000	\$ 75,000	\$ 75,000	\$ -
Charges for services	1,207,937	1,356,732	1,118,166	(238,566)
Interest	28,595	28,595	24,406	(4,189)
Miscellaneous	-	-	-	-
Total revenues	<u>1,311,532</u>	<u>1,460,327</u>	<u>1,217,572</u>	<u>(242,755)</u>
Expenditures:				
Public safety	<u>2,759,737</u>	<u>2,945,578</u>	<u>2,765,313</u>	<u>180,265</u>
Total expenditures	<u>2,759,737</u>	<u>2,945,578</u>	<u>2,765,313</u>	<u>180,265</u>
Excess (deficiency) of revenues over (under) expenditures	<u>(1,448,205)</u>	<u>(1,485,251)</u>	<u>(1,547,741)</u>	<u>(62,490)</u>
Other financing sources(uses):				
Transfers in	1,473,205	1,473,205	1,473,205	-
Transfers out	-	(30,000)	(30,000)	-
Total other financing sources (uses)	<u>1,473,205</u>	<u>1,443,205</u>	<u>1,443,205</u>	<u>-</u>
Net change in fund balance	25,000	(42,046)	(104,536)	(62,490)
Fund balances, October 1	<u>996,511</u>	<u>996,511</u>	<u>996,511</u>	<u>-</u>
Fund balances, September 30	<u>\$ 1,021,511</u>	<u>\$ 954,465</u>	<u>\$ 891,975</u>	<u>\$ (62,490)</u>

See Independent Auditors' Report

Leon County, Florida

Schedule of Revenues, Expenditures, and Changes in Fund Balance - Budget and Actual
Indigent Probate Fund

Year Ended September 30, 2010

	<u>Budgeted Amounts</u>		<u>Actual Amounts</u>	<u>Variance With Final Budget Positive (Negative)</u>
	<u>Original</u>	<u>Final</u>		
Revenues:				
Charges for services	\$ -	\$ -	\$ 2	\$ 2
Interest	-	-	91	91
Total revenues	<u>-</u>	<u>-</u>	<u>93</u>	<u>93</u>
Excess (deficiency) of revenues over (under) expenditures	-	-	93	93
Fund balances, October 1	<u>3,410</u>	<u>3,410</u>	<u>3,410</u>	<u>-</u>
Fund balances, September 30	<u>\$ 3,410</u>	<u>\$ 3,410</u>	<u>\$ 3,503</u>	<u>\$ 93</u>

See Independent Auditors' Report

Leon County, Florida

Schedule of Revenues, Expenditures, and Changes in Fund Balance - Budget and Actual
Law Library Trust Fund

Year Ended September 30, 2010

	Budgeted Amounts		Actual Amounts	Variance With Final Budget Positive (Negative)
	Original	Final		
Revenues:				
Charges for services	\$ -	\$ -	\$ 96	\$ 96
Interest	-	-	14	14
Total revenues	-	-	110	110
Expenditures:				
Judicial	-	-	-	-
Total expenditures	-	-	-	-
Excess (deficiency) of revenues over (under) expenditures	-	-	110	110
Fund balances, October 1	452	452	452	-
Fund balances, September 30	\$ 452	\$ 452	\$ 562	\$ 110

See Independent Auditors' Report

Leon County, Florida

Schedule of Revenues, Expenditures, and Changes in Fund Balance - Budget and Actual
Family Law Legal Services Fund

Year Ended September 30, 2010

	<u>Budgeted Amounts</u>		<u>Actual Amounts</u>	Variance With Final Budget Positive (Negative)
	<u>Original</u>	<u>Final</u>		
Revenues:				
Charges for services	\$ -	\$ -	\$ 136	\$ 136
Fines and forfeitures	133,000	133,000	124,780	(8,220)
Interest	-	-	3,750	3,750
Total revenues	<u>133,000</u>	<u>133,000</u>	<u>128,666</u>	<u>(4,334)</u>
Expenditures:				
Judicial	<u>202,170</u>	<u>202,170</u>	<u>123,417</u>	<u>78,753</u>
Total expenditures	<u>202,170</u>	<u>202,170</u>	<u>123,417</u>	<u>78,753</u>
Excess (deficiency) of revenues over (under) expenditures	(69,170)	(69,170)	5,249	74,419
Fund balances, October 1	<u>147,317</u>	<u>147,317</u>	<u>147,317</u>	-
Fund balances, September 30	<u>\$ 78,147</u>	<u>\$ 78,147</u>	<u>\$ 152,566</u>	<u>\$ 74,419</u>

See Independent Auditors' Report

Leon County, Florida

Schedule of Revenues, Expenditures, and Changes in Fund Balance - Budget and Actual
Drug Abuse Trust Fund

Year Ended September 30, 2010

	<u>Budgeted Amounts</u>		<u>Actual Amounts</u>	<u>Variance With Final Budget Positive (Negative)</u>
	<u>Original</u>	<u>Final</u>		
Revenues:				
Charges for services	\$ 60,785	\$ 60,785	\$ 51,078	\$ (9,707)
Interest	3,515	3,515	3,923	408
Total revenues	<u>64,300</u>	<u>64,300</u>	<u>55,001</u>	<u>(9,299)</u>
Expenditures:				
Human services	83,659	127,345	121,481	5,864
Other services and charges	6,320	6,320	-	6,320
Total expenditures	<u>89,979</u>	<u>133,665</u>	<u>121,481</u>	<u>12,184</u>
Excess (deficiency) of revenues over (under) expenditures	(25,679)	(69,365)	(66,480)	2,885
Fund balances, October 1	<u>173,700</u>	<u>173,700</u>	<u>173,700</u>	<u>-</u>
Fund balances, September 30	<u>\$ 148,021</u>	<u>\$ 104,335</u>	<u>\$ 107,220</u>	<u>\$ 2,885</u>

See Independent Auditors' Report

Leon County, Florida

Schedule of Revenues, Expenditures, and Changes in Fund Balance - Budget and Actual
Local Legal Programs Fund

Year Ended September 30, 2010

	Budgeted Amounts		Actual Amounts	Variance With Final Budget Positive (Negative)
	Original	Final		
Revenues:				
Charges for services	\$ 239,780	\$ 239,780	\$ 265,129	\$ 25,349
Interest	-	-	10,890	10,890
Total revenues	<u>239,780</u>	<u>239,780</u>	<u>276,019</u>	<u>36,239</u>
Expenditures:				
Human services	83,755	83,755	72,499	11,256
Judicial	352,961	352,961	285,815	67,146
Total expenditures	<u>436,716</u>	<u>436,716</u>	<u>358,314</u>	<u>78,402</u>
Excess (deficiency) of revenues over (under) expenditures	(196,936)	(196,936)	(82,295)	114,641
Fund balances, October 1	<u>471,612</u>	<u>471,612</u>	<u>471,612</u>	<u>-</u>
Fund balances, September 30	<u>\$ 274,676</u>	<u>\$ 274,676</u>	<u>\$ 389,317</u>	<u>\$ 114,641</u>

See Independent Auditors' Report

Leon County, Florida

Schedule of Revenues, Expenditures, and Changes in Fund Balance - Budget and Actual
Building Inspection Fund

Year Ended September 30, 2010

	Budgeted Amounts		Actual Amounts	Variance With Final Budget Positive (Negative)
	Original	Final		
Revenues:				
Licenses and permits	\$ 45,790	\$ 1,298,840	\$ 1,257,686	\$ (41,154)
Charges for services	10,735	10,735	41,421	30,686
Interest	6,840	6,840	7,717	877
Total revenues	<u>63,365</u>	<u>1,316,415</u>	<u>1,306,824</u>	<u>(9,591)</u>
Expenditures:				
Public safety	<u>1,558,543</u>	<u>1,625,306</u>	<u>1,098,920</u>	<u>526,386</u>
Total expenditures	<u>1,558,543</u>	<u>1,625,306</u>	<u>1,098,920</u>	<u>526,386</u>
Excess (deficiency) of revenues over (under) expenditures	(1,495,178)	(308,891)	207,904	516,795
Other funding sources (uses):				
Transfers out	<u>(20,000)</u>	<u>(20,000)</u>	-	20,000
Total other funding sources (uses)	<u>(20,000)</u>	<u>(20,000)</u>	-	20,000
Fund balances, October 1	<u>236,431</u>	<u>236,431</u>	<u>236,431</u>	-
Fund balances, September 30	<u>\$ (1,258,747)</u>	<u>\$ (92,460)</u>	<u>\$ 444,335</u>	<u>\$ 516,795</u>

See Independent Auditors' Report

Leon County, Florida

Schedule of Revenues, Expenditures, and Changes in Fund Balance - Budget and Actual
Growth Management Fund

Year Ended September 30, 2010

	Budgeted Amounts		Actual Amounts	Variance With Final Budget Positive (Negative)
	Original	Final		
Revenues:				
Licenses and permits	\$ 1,107,700	\$ 1,107,700	\$ 771,921	\$ (335,779)
Charges for services	-	-	96,223	96,223
Fines and forfeitures	9,500	9,500	13,202	3,702
Interest	29,450	29,450	9,310	(20,140)
Miscellaneous	2,850	2,850	1,477	(1,373)
Total revenues	<u>1,149,500</u>	<u>1,149,500</u>	<u>892,133</u>	<u>(257,367)</u>
Expenditures:				
Physical environment	<u>3,912,077</u>	<u>3,912,077</u>	<u>2,782,007</u>	<u>1,130,070</u>
Total expenditures	<u>3,912,077</u>	<u>3,912,077</u>	<u>2,782,007</u>	<u>1,130,070</u>
Excess (deficiency) of revenues over (under) expenditures	<u>(2,762,577)</u>	<u>(2,762,577)</u>	<u>(1,889,874)</u>	<u>872,703</u>
Other financing sources (uses):				
Operating transfers in	1,987,011	1,987,011	1,987,011	-
Transfers out	<u>(20,000)</u>	<u>(20,000)</u>	<u>-</u>	<u>20,000</u>
Total other financing sources (uses)	<u>1,967,011</u>	<u>1,967,011</u>	<u>1,987,011</u>	<u>20,000</u>
Net change in fund balance	(795,566)	(795,566)	97,137	892,703
Fund balances, October 1	<u>996,465</u>	<u>996,465</u>	<u>996,465</u>	<u>-</u>
Fund balances, September 30	<u>\$ 200,899</u>	<u>\$ 200,899</u>	<u>\$ 1,093,602</u>	<u>\$ 892,703</u>

See Independent Auditors' Report

Leon County, Florida

Schedule of Revenues, Expenditures, and Changes in Fund Balance - Budget and Actual
Mosquito Control Fund

Year Ended September 30, 2010

	Budgeted Amounts		Actual Amounts	Variance With Final Budget Positive (Negative)
	Original	Final		
Revenues:				
Intergovernmental	\$ 35,150	\$ 39,000	\$ 35,022	\$ (3,978)
Charges for services	950	950	672	(278)
Interest	11,115	11,115	26,412	15,297
Total revenues	<u>47,215</u>	<u>51,065</u>	<u>62,106</u>	<u>11,041</u>
Expenditures:				
Human services	819,682	825,349	759,471	65,878
Total expenditures	<u>819,682</u>	<u>825,349</u>	<u>759,471</u>	<u>65,878</u>
Excess (deficiency) of revenues over (under) expenditures	<u>(772,467)</u>	<u>(774,284)</u>	<u>(697,365)</u>	<u>76,919</u>
Other financing sources (uses):				
Transfers in	772,467	772,467	772,467	-
Operating transfers out	-	(56,000)	(56,000)	-
Total other financing sources (uses)	<u>772,467</u>	<u>716,467</u>	<u>716,467</u>	<u>-</u>
Net change in fund balance	-	(57,817)	19,102	76,919
Fund balances, October 1	<u>789,310</u>	<u>789,310</u>	<u>789,310</u>	<u>-</u>
Fund balances, September 30	<u>\$ 789,310</u>	<u>\$ 731,493</u>	<u>\$ 808,412</u>	<u>\$ 76,919</u>

See Independent Auditors' Report

Leon County, Florida

Schedule of Revenues, Expenditures, and Changes in Fund Balance - Budget and Actual
MSBU Stormwater Utility Fund

Year Ended September 30, 2010

	Budgeted Amounts		Actual Amounts	Variance With Final Budget Positive (Negative)
	Original	Final		
Revenues:				
Taxes	\$ 920,550	\$ 920,550	\$ 944,890	\$ 24,340
Intergovernmental	29,970	29,970	23,018	6,952
Interest	71,535	71,535	60,532	(11,003)
Miscellaneous	-	-	18,112	18,112
Total revenues	<u>1,022,055</u>	<u>1,022,055</u>	<u>1,046,552</u>	<u>38,401</u>
Expenditures:				
Physical environment	3,407,400	3,430,385	2,921,075	509,310
Human services	-	-	-	-
Total expenditures	<u>3,407,400</u>	<u>3,430,385</u>	<u>2,921,075</u>	<u>509,310</u>
Excess (deficiency) of revenues over (under) expenditures	<u>(2,385,345)</u>	<u>(2,408,330)</u>	<u>(1,874,523)</u>	<u>547,711</u>
Other financing sources (uses):				
Transfers in	4,176,751	4,176,751	4,176,751	-
Transfers out	(1,741,406)	(1,743,421)	(1,743,421)	-
Total other financing sources (uses)	<u>2,435,345</u>	<u>2,433,330</u>	<u>2,433,330</u>	<u>-</u>
Net change in fund balance	50,000	25,000	558,807	547,711
Fund balances, October 1	<u>1,494,923</u>	<u>1,494,923</u>	<u>1,494,923</u>	<u>-</u>
Fund balances, September 30	<u>\$ 1,544,923</u>	<u>\$ 1,519,923</u>	<u>\$ 2,053,730</u>	<u>\$ 547,711</u>

See Independent Auditors' Report

Leon County, Florida

Schedule of Revenues, Expenditures, and Changes in Fund Balances - Budget and Actual
SHIP Trust Fund

Year Ended September 30, 2010

	Budgeted Amounts		Actual Amounts	Variance With Final Budget Positive (Negative)
	Original	Final		
Revenues:				
Charges for services	\$ 773,713	\$ 864,670	\$ 40,690	\$ (823,980)
Interest	-	-	30,626	30,626
Total revenues	<u>773,713</u>	<u>864,670</u>	<u>71,316</u>	<u>(793,354)</u>
Expenditures:				
Economic environment	<u>773,713</u>	<u>864,670</u>	<u>71,316</u>	<u>793,354</u>
Total expenditures	<u>773,713</u>	<u>864,670</u>	<u>71,316</u>	<u>793,354</u>
Excess (deficiency) of revenues over (under) expenditures	<u>-</u>	<u>-</u>	<u>-</u>	<u>-</u>
Other financing sources (uses):				
Transfers out	<u>(86,582)</u>	<u>-</u>	<u>-</u>	<u>-</u>
Total other financing sources (uses)	<u>(86,582)</u>	<u>-</u>	<u>-</u>	<u>-</u>
Net change in fund balance	(86,582)	-	-	-
Fund balances, October 1	<u>942</u>	<u>942</u>	<u>942</u>	<u>-</u>
Fund balances, September 30	<u>\$ (85,640)</u>	<u>\$ 942</u>	<u>\$ 942</u>	<u>\$ -</u>

See Independent Auditors' Report

Leon County, Florida

Schedule of Revenues, Expenditures, and Changes in Fund Balance - Budget and Actual
911 Emergency Communications Fund

Year Ended September 30, 2010

	Budgeted Amounts		Actual Amounts	Variance With Final Budget Positive (Negative)
	Original	Final		
Revenues:				
Intergovernmental	\$ -	\$ -	\$ 1,361,492	\$ 1,361,492
Charges for services	1,220,750	1,220,750	-	(1,220,750)
Interest	19,095	19,095	7,459	(11,636)
Total revenues	<u>1,239,845</u>	<u>1,239,845</u>	<u>1,368,951</u>	<u>129,106</u>
Expenditures:				
Public safety	34,900	34,900	34,901	(1)
Total expenditures	<u>34,900</u>	<u>34,900</u>	<u>34,901</u>	<u>(1)</u>
Excess (deficiency) of revenues over (under) expenditures	<u>1,204,945</u>	<u>1,204,945</u>	<u>1,334,050</u>	<u>129,105</u>
Other financing sources (uses):				
Transfers in	79,055	79,055	467,821	388,766
Transfers out	<u>(1,284,000)</u>	<u>(2,366,901)</u>	<u>(2,366,901)</u>	<u>-</u>
Total other financing sources (uses)	<u>(1,204,945)</u>	<u>(2,287,846)</u>	<u>(1,899,080)</u>	<u>388,766</u>
Net change in fund balance	-	(1,082,901)	(565,030)	517,871
Fund balances, October 1	-	-	1,164,985	1,164,985
Fund balances, September 30	<u>\$ -</u>	<u>\$ (1,082,901)</u>	<u>\$ 599,955</u>	<u>\$ 1,682,856</u>

See Independent Auditors' Report

Leon County, Florida

Schedule of Revenues, Expenditures, and Changes in Fund Balance - Budget and Actual
Radio Communications System Fund

Year Ended September 30, 2010

	Budgeted Amounts		Actual Amounts	Variance With Final Budget Positive (Negative)
	Original	Final		
Revenues:				
Fines and forfeitures	\$ 383,515	\$ 383,515	\$ 315,541	\$ (67,974)
Interest	393	393	393	-
Total revenues	<u>383,908</u>	<u>383,908</u>	<u>315,934</u>	<u>(67,974)</u>
Expenditures:				
General government	<u>383,515</u>	<u>622,690</u>	<u>555,109</u>	<u>67,581</u>
Total expenditures	<u>383,515</u>	<u>622,690</u>	<u>555,109</u>	<u>67,581</u>
Excess (deficiency) of revenues over (under) expenditures	<u>393</u>	<u>(238,782)</u>	<u>(239,175)</u>	<u>(393)</u>
Other financing sources (uses):				
Transfers in	<u>-</u>	<u>239,175</u>	<u>239,175</u>	<u>-</u>
Total other financing sources (uses)	<u>-</u>	<u>239,175</u>	<u>239,175</u>	<u>-</u>
Net change in fund balance	393	393	-	(393)
Fund balances, October 1	<u>3,179,290</u>	<u>3,179,290</u>	<u>-</u>	<u>(3,179,290)</u>
Fund balances, September 30	<u>\$ 3,179,683</u>	<u>\$ 3,179,683</u>	<u>\$ -</u>	<u>\$ (3,179,683)</u>

See Independent Auditors' Report

Leon County, Florida

Schedule of Revenues, Expenditures, and Changes in Fund Balance - Budget and Actual
Emergency Medical Service Fund

Year Ended September 30, 2010

	Budgeted Amounts		Actual Amounts	Variance With Final Budget Positive (Negative)
	Original	Final		
Revenues:				
Taxes	\$ 6,974,116	\$ 6,974,116	\$ 7,026,537	\$ 52,421
Charges for services	7,765,300	7,765,300	9,179,530	1,414,230
Interest	129,212	129,212	163,734	34,522
Miscellaneous	-	-	144,708	144,708
Total revenues	<u>14,868,628</u>	<u>14,868,628</u>	<u>16,514,509</u>	<u>1,645,881</u>
Expenditures:				
Public safety	<u>14,344,587</u>	<u>14,542,836</u>	<u>13,870,102</u>	<u>672,734</u>
Total expenditures	<u>14,344,587</u>	<u>14,542,836</u>	<u>13,870,102</u>	<u>672,734</u>
Excess (deficiency) of revenues over (under) expenditures	<u>524,041</u>	<u>325,792</u>	<u>2,644,407</u>	<u>2,318,615</u>
Other financing sources (uses):				
Transfers in	-	14,252	5,894	(8,358)
Transfers out	<u>(173,150)</u>	<u>(486,861)</u>	<u>(504,461)</u>	<u>(17,600)</u>
Total other financing sources (uses)	<u>(173,150)</u>	<u>(472,609)</u>	<u>(498,567)</u>	<u>(25,958)</u>
Net change in fund balance	350,891	(146,817)	2,145,840	2,292,657
Fund balances, October 1	<u>3,179,290</u>	<u>3,179,290</u>	<u>3,179,290</u>	<u>-</u>
Fund balances, September 30	<u>\$ 3,530,181</u>	<u>\$ 3,032,473</u>	<u>\$ 5,325,130</u>	<u>\$ 2,292,657</u>

See Independent Auditors' Report

Leon County, Florida

Schedule of Revenues, Expenditures, and Changes in Fund Balance - Budget and Actual
Municipal Service Fund

Year Ended September 30, 2010

	Budgeted Amounts		Actual Amounts	Variance With Final Budget Positive (Negative)
	Original	Final		
Revenues:				
Taxes	\$ 5,391,725	\$ 5,391,725	\$ 6,201,090	\$ 809,365
Intergovernmental	-	-	418,656	418,656
Charges for services	33,567	33,567	26,512	(7,055)
Fines and forfeitures	670	670	825	155
Interest	68,495	68,495	81,208	12,713
Miscellaneous	-	-	1,602	1,602
Total revenues	<u>5,494,457</u>	<u>5,494,457</u>	<u>6,729,893</u>	<u>1,235,436</u>
Expenditures:				
Public safety	-	826,508	774,847	51,661
Human services	1,229,530	1,239,220	1,057,012	182,208
Culture and recreation	3,713,862	3,795,896	3,757,097	38,799
Total expenditures	<u>4,943,392</u>	<u>5,861,624</u>	<u>5,588,956</u>	<u>272,668</u>
Excess (deficiency) of revenues over (under) expenditures	<u>551,065</u>	<u>(367,167)</u>	<u>1,140,937</u>	<u>1,508,104</u>
Other financing sources (uses):				
Transfers out	<u>(481,065)</u>	<u>(509,105)</u>	<u>(509,105)</u>	<u>-</u>
Total other financing sources (uses)	<u>(481,065)</u>	<u>(509,105)</u>	<u>(509,105)</u>	<u>-</u>
Net change in fund balance	70,000	(876,272)	631,832	1,508,104
Fund balances, October 1	<u>2,546,651</u>	<u>2,546,651</u>	<u>2,546,651</u>	<u>-</u>
Fund balances, September 30	<u>\$ 2,616,651</u>	<u>\$ 1,670,379</u>	<u>\$ 3,178,483</u>	<u>\$ 1,508,104</u>

See Independent Auditors' Report

Leon County, Florida

Schedule of Revenues, Expenditures, and Changes in Fund Balance - Budget and Actual
Countywide Road District Fund

Year Ended September 30, 2010

	<u>Budgeted Amounts</u>		<u>Actual Amounts</u>	<u>Variance With Final Budget Positive (Negative)</u>
	<u>Original</u>	<u>Final</u>		
Revenues:				
Taxes	\$ -	\$ -	\$ -	\$ -
Total revenues	-	-	-	-
Expenditures:				
General Government	-	-	-	-
Total expenditures	-	-	-	-
Excess (deficiency) of revenues over (under) expenditures	-	-	-	-
Other financing sources (uses):				
Transfers out	-	-	-	-
Total other financing sources (uses)	-	-	-	-
Net change in fund balance	-	-	-	-
Fund balances, October 1	-	-	-	-
Fund balances, September 30	<u>\$ -</u>	<u>\$ -</u>	<u>\$ -</u>	<u>\$ -</u>

See Independent Auditors' Report

Leon County, Florida

Schedule of Revenues, Expenditures, and Changes in Fund Balance - Budget and Actual
Fire Rescue Services Fund

Year Ended September 30, 2010

	<u>Budgeted Amounts</u>		<u>Actual Amounts</u>	Variance With Final Budget Positive (Negative)
	<u>Original</u>	<u>Final</u>		
Revenues:				
License and permits	\$ 482,749	\$ 482,749	\$ 482,749	\$ -
Interest	-	-	502	502
Miscellaneous	6,853,747	6,853,747	5,512,767	(1,340,980)
Total revenues	<u>7,336,496</u>	<u>7,336,496</u>	<u>5,996,018</u>	<u>(1,340,478)</u>
Expenditures:				
Public safety	6,853,747	6,778,747	5,715,999	1,062,748
Total expenditures	<u>6,853,747</u>	<u>6,778,747</u>	<u>5,715,999</u>	<u>1,062,748</u>
Excess (deficiency) of revenues over (under) expenditures	<u>482,749</u>	<u>557,749</u>	<u>280,019</u>	<u>(277,730)</u>
Other financing sources (uses):				
Transfers out	-	(75,000)	(75,000)	-
Total other financing sources (uses)	<u>-</u>	<u>(75,000)</u>	<u>(75,000)</u>	<u>-</u>
Net change in fund balance	482,749	482,749	205,019	(277,730)
Fund balances, October 1	<u>-</u>	<u>-</u>	<u>-</u>	<u>-</u>
Fund balances, September 30	<u>\$ 482,749</u>	<u>\$ 482,749</u>	<u>\$ 205,019</u>	<u>\$ (277,730)</u>

See Independent Auditors' Report

Leon County, Florida

Schedule of Revenues, Expenditures, and Changes in Fund Balance - Budget and Actual
Tourist Development Trust Fund

Year Ended September 30, 2010

	Budgeted Amounts		Actual Amounts	Variance With Final Budget Positive (Negative)
	Original	Final		
Revenues:				
Taxes	\$ 3,768,650	\$ 3,768,650	\$ 3,549,497	\$ (219,153)
Interest	85,690	85,690	110,868	25,178
Miscellaneous	-	55,054	67,507	12,453
Total revenues	<u>3,854,340</u>	<u>3,909,394</u>	<u>3,727,872</u>	<u>(181,522)</u>
Expenditures:				
Economic environment	3,230,445	6,053,354	2,119,519	3,933,835
Culture and recreation	504,500	504,500	504,500	-
Total expenditures	<u>3,734,945</u>	<u>6,557,854</u>	<u>2,624,019</u>	<u>3,933,835</u>
Excess (deficiency) of revenues over (under) expenditures	<u>119,395</u>	<u>(2,648,460)</u>	<u>1,103,853</u>	<u>3,752,313</u>
Other financing sources (uses):				
Transfers out	<u>(163,451)</u>	<u>(188,451)</u>	<u>(163,451)</u>	<u>25,000</u>
Total other financing sources (uses)	<u>(163,451)</u>	<u>(188,451)</u>	<u>(163,451)</u>	<u>25,000</u>
Net change in fund balance	(44,056)	(2,836,911)	940,402	3,777,313
Fund balances, October 1	<u>3,438,731</u>	<u>3,438,731</u>	<u>3,438,731</u>	<u>-</u>
Fund balances, September 30	<u>\$ 3,394,675</u>	<u>\$ 601,820</u>	<u>\$ 4,379,133</u>	<u>\$ 3,777,313</u>

See Independent Auditors' Report

Leon County, Florida

Schedule of Revenues, Expenditures, and Changes in Fund Balances - Budget and Actual
Special Assessment Paving Fund

Year Ended September 30, 2010

	Budgeted Amounts		Actual Amounts	Variance With Final Budget Positive (Negative)
	Original	Final		
Revenues:				
Interest	\$ 106,916	\$ 106,916	\$ 121,113	\$ 14,197
Miscellaneous	157,197	157,197	252,036	94,839
Total revenues	<u>264,113</u>	<u>264,113</u>	<u>373,149</u>	<u>109,036</u>
Other financing sources (uses):				
Transfers out	<u>(264,113)</u>	<u>(264,113)</u>	<u>(262,570)</u>	<u>1,543</u>
Total other financing sources (uses)	<u>(264,113)</u>	<u>(264,113)</u>	<u>(262,570)</u>	<u>1,543</u>
Net change in fund balance	-	-	110,579	110,579
Fund balances, October 1	<u>605,898</u>	<u>605,898</u>	<u>605,898</u>	<u>-</u>
Fund balances, September 30	<u>\$ 605,898</u>	<u>\$ 605,898</u>	<u>\$ 716,477</u>	<u>\$ 110,579</u>

See Independent Auditors' Report

Leon County, Florida

Schedule of Revenues, Expenditures, and Changes in Fund Balance - Budget and Actual
Primary Care MSTU Fund

Year Ended September 30, 2010

	Budgeted Amounts		Actual Amounts	Variance With Final Budget Positive (Negative)
	Original	Final		
Revenues:				
Taxes	\$ -	\$ -	\$ 4,898	\$ 4,898
Interest	-	-	(1,257)	(1,257)
Total revenues	-	-	3,641	3,641
Net change in fund balance	-	-	3,641	3,641
Fund balances, October 1	24,646	24,646	24,646	-
Fund balances, September 30	\$ 24,646	\$ 24,646	\$ 28,287	\$ 3,641

See Independent Auditors' Report

Leon County, Florida

Schedule of Revenues, Expenditures, and Changes in Fund Balance - Budget and Actual
Special Assessment Sewer Fund

Year Ended September 30, 2010

	Budgeted Amounts		Actual Amounts	Variance With Final Budget Positive (Negative)
	Original	Final		
Revenues:				
Interest	\$ -	\$ -	\$ 5,001	\$ 5,001
Miscellaneous	242,280	242,280	236,669	(5,611)
Total revenues	<u>242,280</u>	<u>242,280</u>	<u>241,670</u>	<u>(610)</u>
Expenditures:				
Physical Environment	237,280	237,280	232,090	5,190
Total expenditures	<u>237,280</u>	<u>237,280</u>	<u>232,090</u>	<u>5,190</u>
Excess (deficiency) of revenues over (under) expenditures	<u>5,000</u>	<u>5,000</u>	<u>9,580</u>	<u>4,580</u>
Other financing sources (uses):				
Transfers out	(5,000)	(5,000)	(4,580)	420
Total other financing sources (uses)	<u>(5,000)</u>	<u>(5,000)</u>	<u>(4,580)</u>	<u>420</u>
Net change in fund balance	-	-	5,000	5,000
Fund balances, October 1	<u>25,092</u>	<u>25,092</u>	<u>25,092</u>	<u>-</u>
Fund balances, September 30	<u>\$ 25,092</u>	<u>\$ 25,092</u>	<u>\$ 30,092</u>	<u>\$ 5,000</u>

See Independent Auditors' Report

Leon County, Florida

Schedule of Revenues, Expenditures, and Changes in Fund Balance - Budget and Actual
BOA Building Operating Fund

Year Ended September 30, 2010

	Budgeted Amounts		Actual Amounts	Variance With Final Budget Positive (Negative)
	Original	Final		
Revenues:				
Charges for services	\$ 96,000	\$ 96,000	\$ 76,932	\$ (19,068)
Interest	57,760	57,760	90,346	32,586
Miscellaneous	1,571,063	1,571,063	1,377,431	(193,632)
Total revenues	<u>1,724,823</u>	<u>1,724,823</u>	<u>1,544,709</u>	<u>(180,114)</u>
Expenditures:				
General government	948,935	948,935	516,293	432,642
Judicial	-	-	11,527	(11,527)
Total expenditures	<u>948,935</u>	<u>948,935</u>	<u>527,820</u>	<u>432,642</u>
Excess (deficiency) of revenues over (under) expenditures	<u>775,888</u>	<u>775,888</u>	<u>1,016,889</u>	<u>252,528</u>
Other financing sources (uses):				
Transfers out	<u>(715,260)</u>	<u>(715,260)</u>	<u>(715,260)</u>	<u>-</u>
Total other financing sources (uses)	<u>(715,260)</u>	<u>(715,260)</u>	<u>(715,260)</u>	<u>-</u>
Net change in fund balance	60,628	60,628	301,629	252,528
Fund balances, October 1	<u>2,793,342</u>	<u>2,793,342</u>	<u>2,793,342</u>	<u>-</u>
Fund balances, September 30	<u>\$ 2,853,970</u>	<u>\$ 2,853,970</u>	<u>\$ 3,094,971</u>	<u>\$ 252,528</u>

See Independent Auditors' Report

Leon County, Florida

Schedule of Revenues, Expenditures, and Changes in Fund Balance - Budget and Actual
Huntington Oaks Plaza Fund

Year Ended September 30, 2010

	Budgeted Amounts		Actual Amounts	Variance With Final Budget Positive (Negative)
	Original	Final		
Revenues:				
Interest	\$ -	\$ -	\$ 2,260	\$ 2,260
Miscellaneous	-	215,000	302,510	87,510
Total revenues	-	215,000	304,770	89,770
Expenditures:				
General government	-	215,000	65,745	149,255
Total expenditures	-	215,000	65,745	149,255
Excess (deficiency) of revenues over (under) expenditures	-	-	239,025	239,025
Fund balances, October 1	-	-	-	-
Fund balances, September 30	\$ -	\$ -	\$ 239,025	\$ 239,025

See Independent Auditors' Report

Leon County, Florida

Schedule of Revenues, Expenditures, and Changes in Fund Balance - Budget and Actual
 Sheriff's Special Grants Fund*

Year Ended September 30, 2010

	Budgeted Amounts		Actual Amounts	Variance With Final Budget Positive (Negative)
	Original	Final		
Revenues:				
Intergovernmental	\$ -	\$ -	\$ 4,084,954	\$ 4,084,954
Charges for services	-	-	54,012	54,012
Fines and forfeitures	-	-	122,634	122,634
Miscellaneous	-	-	106,708	106,708
Total revenues	-	-	4,368,308	4,368,308
Expenditures:				
Public safety	-	-	7,149,351	(7,149,351)
Total expenditures	-	-	7,149,351	(7,149,351)
Excess (deficiency) of revenues over (under) expenditures	-	-	(2,781,043)	(2,781,043)
Other financing sources (uses):				
Transfers in	-	-	2,741,431	2,741,431
Total other financing sources (uses)	-	-	2,741,431	-
Net change in fund balance	-	-	(39,612)	(39,612)
Fund balances, October 1	373,654	373,654	373,654	-
Fund balances, September 30	\$ 373,654	\$ 373,654	\$ 334,042	\$ (2,781,043)

*Activity of this fund is not budgeted by the Sheriff.

See Independent Auditors' Report

Leon County, Florida

Schedule of Revenues, Expenditures, and Changes in Fund Balance - Budget and Actual
Emergency Management 911 Fees Fund

Year Ended September 30, 2010

	Budgeted Amounts		Actual Amounts	Variance With Final Budget Positive (Negative)
	Original	Final		
Revenues:				
Miscellaneous	\$ -	\$ -	\$ 1,018	\$ 1,018
Total revenues	-	-	1,018	1,018
Expenditures:				
Public safety	\$ 1,284,000	\$ 1,284,000	\$ 982,937	301,063
Total expenditures	1,284,000	1,284,000	982,937	301,063
Excess (deficiency) of revenues over (under) expenditures	(1,284,000)	(1,284,000)	(981,919)	302,081
Other financing sources (uses):				
Transfers in	1,284,000	1,284,000	1,284,000	-
Transfers out	-	-	(388,766)	(388,766)
Total other financing sources (uses)	1,284,000	1,284,000	895,234	(388,766)
Net change in fund balance	-	-	(86,685)	(86,685)
Fund balances, October 1	388,766	388,766	388,766	-
Fund balances, September 30	\$ 388,766	\$ 388,766	\$ 302,081	\$ (86,685)

See Independent Auditors' Report

Leon County, Florida

Schedule of Revenues, Expenditures, and Changes in Fund Balance - Budget and Actual
 Sheriff Emergency Management Grants Fund

Year Ended September 30, 2010

	Budgeted Amounts		Actual Amounts	Variance With Final Budget Positive (Negative)
	Original	Final		
Revenues:				
Intergovernmental	\$ 133,796	\$ 133,796	\$ 133,796	\$ -
Total revenues	133,796	133,796	133,796	-
Expenditures:				
Public safety	254,951	254,951	254,951	-
Total expenditures	254,951	254,951	254,951	-
Excess (deficiency) of revenues over (under) expenditures	(121,155)	(121,155)	(121,155)	-
Other financing sources (uses):				
Transfers in	121,155	121,155	121,155	-
Transfers out	-	-	-	-
Total other financing sources (uses)	121,155	121,155	121,155	-
Net change in fund balance	-	-	-	-
Fund balances, October 1	-	-	-	-
Fund balances, September 30	\$ -	\$ -	\$ -	\$ -

See Independent Auditors' Report

Leon County, Florida

Schedule of Revenues, Expenditures, and Changes in Fund Balance - Budget and Actual
Sheriff Inmate Fund

Year Ended September 30, 2010

	Budgeted Amounts*		Actual Amounts	Variance With Final Budget Positive (Negative)
	Original	Final		
Revenues:				
Charges for services	\$ -	\$ -	\$ 952,693	\$ 952,693
Miscellaneous	-	-	4,313	4,313
Total revenues	-	-	957,006	957,006
Expenditures:				
Public safety	-	-	957,006	(957,006)
Total expenditures	-	-	957,006	(957,006)
Excess (deficiency) of revenues over (under) expenditures	-	-	-	-
Fund balances, October 1	273,452	273,452	273,452	-
Fund balances, September 30	\$ 273,452	\$ 273,452	\$ 273,452	\$ -

*Activity of this fund is not budgeted by the Sheriff.

See Independent Auditors' Report

Leon County, Florida

Schedule of Revenues, Expenditures, and Changes in Fund Balance - Budget and Actual
Article V Court Operations Fund

Year Ended September 30, 2010

	Budgeted Amounts		Actual Amounts	Variance With Final Budget Positive (Negative)
	Original	Final		
Revenues:				
Intergovernmental	\$ 6,771,814	\$ 6,671,832	\$ 6,214,058	\$ (457,774)
Total revenues	<u>6,771,814</u>	<u>6,671,832</u>	<u>6,214,058</u>	<u>(457,774)</u>
Expenditures:				
Judicial	<u>6,771,814</u>	<u>6,697,214</u>	<u>6,404,363</u>	<u>292,851</u>
Total expenditures	<u>6,771,814</u>	<u>6,697,214</u>	<u>6,404,363</u>	<u>292,851</u>
Excess (deficiency) of revenues over (under) expenditures	<u>-</u>	<u>(25,382)</u>	<u>(190,305)</u>	<u>(164,923)</u>
Other financing sources (uses):				
Transfers in	<u>-</u>	<u>25,382</u>	<u>190,305</u>	<u>164,923</u>
Total other financing sources (uses)	<u>-</u>	<u>25,382</u>	<u>190,305</u>	<u>164,923</u>
Net change in fund balance	-	-	-	-
Fund balances, October 1	<u>-</u>	<u>-</u>	<u>-</u>	<u>-</u>
Fund balances, September 30	<u>\$ -</u>	<u>\$ -</u>	<u>\$ -</u>	<u>\$ -</u>

See Independent Auditors' Report

Leon County, Florida

Schedule of Revenues, Expenditures, and Changes in Fund Balance - Budget and Actual
Records Modernization Fund

Year Ended September 30, 2010

	Budgeted Amounts		Actual Amounts	Variance With Final Budget Positive (Negative)
	Original	Final		
Revenues:				
Charges for services	\$ 575,652	\$ 736,152	\$ 735,484	\$ (668)
Interest	20,000	20,000	9,533	(10,467)
Total revenues	<u>595,652</u>	<u>756,152</u>	<u>745,017</u>	<u>(11,135)</u>
Expenditures:				
General government	353,390	396,390	225,803	170,587
Judicial	615,801	651,525	499,482	152,043
Total expenditures	<u>969,191</u>	<u>1,047,915</u>	<u>725,285</u>	<u>322,630</u>
Excess (deficiency) of revenues over (under) expenditures	<u>(373,539)</u>	<u>(291,763)</u>	<u>19,732</u>	<u>311,495</u>
Other financing sources (uses):				
Transfers in	-	339,511	282,991	(56,520)
Transfers out	-	(364,893)	(356,281)	8,612
Total other financing sources (uses)	<u>-</u>	<u>(25,382)</u>	<u>(73,290)</u>	<u>(47,908)</u>
Net change in fund balance	(373,539)	(317,145)	(53,558)	263,587
Fund balances, October 1	<u>1,279,612</u>	<u>1,279,612</u>	<u>1,279,612</u>	<u>-</u>
Fund balances, September 30	<u>\$ 906,073</u>	<u>\$ 962,467</u>	<u>\$ 1,226,054</u>	<u>\$ 263,587</u>

See Independent Auditors' Report

This page left intentionally blank.

Debt Service Funds

Debt service funds are used to account for expenditures when the government is obligated in some manner. These funds are used to accumulate resources and payment of bond principal and interest from governmental resources or from special assessment levies.

Series 2003A-2003B

This fund is used to account for the debt service payments on the Capital Improvement Revenue Bonds, Series 2003A and Series 2003B. Funding is from non-ad valorem revenues

Stormwater 1997

This fund is used to account for the debt service payments on the Stormwater Series 1997 Bonds. Funding is from non-ad valorem revenues

Series 1998B Refunding

This fund is used to account for the accumulation of resources and payment of principal and interest on the Series 1998B Bonds. The Series 1998B Bonds were issued by the County to refund the Series 1991 Bonds. Funding is from non-ad valorem revenues.

Series 1993 Refunding

This fund is used to account for principal and interest payments associated with the Series 1993 Bonds. Funding is from non-ad valorem revenues.

Series 2005 Refunding

This fund is used to account for principal and interest payments associated with the Series 2005 Bonds. Funding is from non-ad valorem revenues.

ESCO Lease Debt Service

This fund was established to account for the debt service associated with obligations relating to the County's Energy Performance Contract with Energy Systems Group. This contract funds the acquisition of various facility improvement measures including lighting upgrades, HVAC systems, energy management systems, and water/sewer improvements.

Leon County, Florida
 Combining Balance Sheet
 Nonmajor Debt Service Funds

September 30, 2010

	Series 2003A-2003B	Stormwater 1997	Series 1998B Refunding	Series 1993 Refunding
Assets:				
Cash	\$ 18,971	\$ 5,969	\$ 56,808	\$ 943
Total Assets	<u>\$ 18,971</u>	<u>\$ 5,969</u>	<u>\$ 56,808</u>	<u>\$ 943</u>
Liabilities and fund balances				
Liabilities:				
Bonds payable	\$ -	\$ -	\$ -	\$ -
Total liabilities	<u>-</u>	<u>-</u>	<u>-</u>	<u>-</u>
Fund balances:				
Unreserved	18,971	5,969	56,808	943
Total fund balances	<u>18,971</u>	<u>5,969</u>	<u>56,808</u>	<u>943</u>
Total liabilities and fund balances	<u>\$ 18,971</u>	<u>\$ 5,969</u>	<u>\$ 56,808</u>	<u>\$ 943</u>

See Independent Auditors' Report

Series 2005 Refunding	ESCO Lease Debt Service	Total Nonmajor Debt Service Funds
\$ 126,314	\$ -	\$ 209,005
<u>\$ 126,314</u>	<u>\$ -</u>	<u>\$ 209,005</u>
\$ -	\$ -	\$ -
<u>-</u>	<u>-</u>	<u>-</u>
126,314	-	209,005
<u>126,314</u>	<u>-</u>	<u>209,005</u>
<u>\$ 126,314</u>	<u>\$ -</u>	<u>\$ 209,005</u>

Leon County, Florida

Combining Statement of Revenues, Expenditures, and Changes in Fund Balances
Nonmajor Debt Service Funds

Year Ended September 30, 2010

	Series 2003A-2003B	Stormwater 1997	Series 1998B Refunding	Series 1993 Refunding
Revenues:				
Interest	\$ -	\$ -	\$ -	\$ -
Total revenues	<u>-</u>	<u>-</u>	<u>-</u>	<u>-</u>
Expenditures:				
Debt Service:				
Principal retirement	-	-	2,345,000	-
Interest and fiscal charges	953,680	-	532,088	-
Other debt service costs	1,078	-	539	-
Total expenditures	<u>954,758</u>	<u>-</u>	<u>2,877,627</u>	<u>-</u>
Excess (deficiency) of revenues over (under) expenditures	<u>(954,758)</u>	<u>-</u>	<u>(2,877,627)</u>	<u>-</u>
Other financing sources (uses):				
Transfers in	955,280	-	2,877,888	-
Total other financing sources (uses)	<u>955,280</u>	<u>-</u>	<u>2,877,888</u>	<u>-</u>
Net change in fund balance	522	-	261	-
Fund balances, October 1	<u>18,449</u>	<u>5,969</u>	<u>56,547</u>	<u>943</u>
Fund balances, September 30	<u>\$ 18,971</u>	<u>\$ 5,969</u>	<u>\$ 56,808</u>	<u>\$ 943</u>

See Independent Auditors' Report

Series 2005 Refunding	ESCO Lease Debt Service	Total Nonmajor Debt Service Funds
\$ -	\$ -	\$ -
-	-	-
2,790,000	326,384	5,461,384
2,307,075	133,616	3,926,459
539	-	2,156
<u>5,097,614</u>	<u>460,000</u>	<u>9,389,999</u>
<u>(5,097,614)</u>	<u>(460,000)</u>	<u>(9,389,999)</u>
5,097,875	460,000	9,391,043
<u>5,097,875</u>	<u>460,000</u>	<u>9,391,043</u>
261	-	1,044
<u>126,053</u>	<u>-</u>	<u>207,961</u>
<u>\$ 126,314</u>	<u>\$ -</u>	<u>\$ 209,005</u>

Leon County, Florida

Schedule of Revenues, Expenditures, and Changes in Fund Balance - Budget and Actual
Debt Service Series 2003A-2003B Fund

Year Ended September 30, 2010

	Budgeted Amounts		Actual Amounts	Variance With Final Budget Positive (Negative)
	Original	Final		
Revenues:				
Interest	\$ -	\$ -	\$ -	\$ -
Total revenues	-	-	-	-
Expenditures:				
Debt service:				
Interest and fiscal charges	953,680	953,680	953,680	-
Other debt service costs	1,600	1,600	1,078	522
Total expenditures	955,280	955,280	954,758	522
Excess (deficiency) of revenues over (under) expenditures	(955,280)	(955,280)	(954,758)	522
Other financing sources (uses):				
Transfers in	955,280	955,280	955,280	-
Total other financing sources (uses)	955,280	955,280	955,280	-
Net change in fund balance	-	-	522	522
Fund balances, October 1	18,449	18,449	18,449	-
Fund balances, September 30	\$ 18,449	\$ 18,449	\$ 18,971	\$ 522

See Independent Auditors' Report

Leon County, Florida

Schedule of Revenues, Expenditures, and Changes in Fund Balance - Budget and Actual
Debt Service Stormwater 1997 Fund

Year Ended September 30, 2010

	Budgeted Amounts		Actual Amounts	Variance With Final Budget Positive (Negative)
	Original	Final		
Revenues:				
Interest	\$ -	\$ -	\$ -	\$ -
Total revenues	-	-	-	-
Expenditures:				
Debt service:				
Principal retirement	-	-	-	-
Interest and fiscal charges	-	-	-	-
Other debt service cost	-	-	-	-
Total expenditures	-	-	-	-
Excess (deficiency) of revenues over (under) expenditures	-	-	-	-
Other financing sources (uses):				
Transfers in	-	-	-	-
Total other financing sources (uses)	-	-	-	-
Net change in fund balance	-	-	-	-
Fund balances, October 1	5,969	5,969	5,969	-
Fund balances, September 30	\$ 5,969	\$ 5,969	\$ 5,969	\$ -

See Independent Auditors' Report

Leon County, Florida

Schedule of Revenues, Expenditures, and Changes in Fund Balance - Budget and Actual
Debt Service Series 1998B Refunding Fund

Year Ended September 30, 2010

	Budgeted Amounts		Actual Amounts	Variance With Final Budget Positive (Negative)
	Original	Final		
Revenues:				
Interest	\$ -	\$ -	\$ -	\$ -
Total revenues	-	-	-	-
Expenditures:				
Debt service:				
Principal retirement	2,345,000	2,345,000	2,345,000	-
Interest and fiscal charges	532,088	532,088	532,088	-
Other debt service cost	800	800	539	261
Total expenditures	2,877,888	2,877,888	2,877,627	261
Excess (deficiency) of revenues over (under) expenditures	(2,877,888)	(2,877,888)	(2,877,627)	261
Other financing sources (uses):				
Transfers in	2,877,888	2,877,888	2,877,888	-
Total other financing sources (uses)	2,877,888	2,877,888	2,877,888	-
Net change in fund balance	-	-	261	261
Fund balances, October 1	56,547	56,547	56,547	-
Fund balances, September 30	\$ 56,547	\$ 56,547	\$ 56,808	\$ 261

See Independent Auditors' Report

Leon County, Florida

Schedule of Revenues, Expenditures, and Changes in Fund Balance - Budget and Actual
Debt Service Series 1993 Refunding Fund

Year Ended September 30, 2010

	Budgeted Amounts		Actual Amounts	Variance With Final Budget Positive (Negative)
	Original	Final		
Revenues:				
Interest	\$ -	\$ -	\$ -	\$ -
Total revenues	-	-	-	-
Expenditures:				
Debt service:				
Principal retirement	-	-	-	-
Interest and fiscal charges	-	-	-	-
Other debt service cost	-	-	-	-
Total expenditures	-	-	-	-
Excess (deficiency) of revenues over (under) expenditures	-	-	-	-
Other financing sources (uses):				
Transfers in	-	-	-	-
Total other financing sources (uses)	-	-	-	-
Net change in fund balance	-	-	-	-
Fund balances, October 1	943	943	943	-
Fund balances, September 30	\$ 943	\$ 943	\$ 943	\$ -

See Independent Auditors' Report

Leon County, Florida

Schedule of Revenues, Expenditures, and Changes in Fund Balance - Budget and Actual
Debt Service Series 2005 Fund

Year Ended September 30, 2010

	Budgeted Amounts		Actual Amounts	Variance With Final Budget Positive (Negative)
	Original	Final		
Revenues:				
Interest	\$ -	\$ -	\$ -	\$ -
Total revenues	-	-	-	-
Expenditures:				
Debt service:				
Principal retirement	2,790,000	2,790,000	2,790,000	-
Interest and fiscal charges	2,307,075	2,307,075	2,307,075	-
Other debt service cost	800	800	539	261
Total expenditures	5,097,875	5,097,875	5,097,614	261
Excess (deficiency) of revenues over (under) expenditures	(5,097,875)	(5,097,875)	(5,097,614)	261
Other financing sources (uses):				
Transfers in	5,097,875	5,097,875	5,097,875	-
Total other financing sources (uses)	5,097,875	5,097,875	5,097,875	-
Net change in fund balance	-	-	261	261
Fund balances, October 1	126,314	126,314	126,053	(261)
Fund balances, September 30	\$ 126,314	\$ 126,314	\$ 126,314	\$ -

See Independent Auditors' Report

Leon County, Florida

Schedule of Revenues, Expenditures, and Changes in Fund Balance - Budget and Actual
ESCO Lease Debt Service

Year Ended September 30, 2010

	Budgeted Amounts		Actual Amounts	Variance With Final Budget Positive (Negative)
	Original	Final		
Revenues:				
Interest	\$ -	\$ -	\$ -	\$ -
Total revenues	-	-	-	-
Expenditures:				
Debt Service				
Principal retirement	326,384	326,384	326,384	-
Interest and fiscal charges	133,616	133,616	133,616	-
Total expenditures	460,000	460,000	460,000	-
Excess (deficiency) of revenues over (under) expenditures	(460,000)	(460,000)	(460,000)	-
Other financing sources (uses):				
Transfers in	460,000	460,000	460,000	-
Total other financing sources (uses)	460,000	460,000	460,000	-
Net change in fund balance	-	-	-	-
Fund balances, October 1	-	-	-	-
Fund balances, September 30	\$ -	\$ -	\$ -	\$ -

See Independent Auditors' Report

Capital Projects Funds

Capital projects funds are used to account for the acquisition and construction of major capital facilities other than those financed by proprietary funds and trust funds.

Capital Improvements (Major Fund)

This fund is used to account for the acquisition or construction of major non-transportation related capital facilities and/or projects other than those financed by proprietary funds.

Gas Tax Capital Projects

This fund is used to account for gas tax revenues transferred annually from the Transportation Special Revenue Fund. The fund is used for transportation related capital projects.

Local Option Sales Tax (Major Fund)

This fund was established in accordance with a 1989 county-wide referendum and is used to account for resources and expenditures associated with the construction of all transportation and jail facility-related projects. The Local Government Infrastructure Surtax includes proceeds from a one-cent sales tax on all transactions up to \$5,000. Pursuant to an interlocal agreement with the City of Tallahassee, the revenue is split between the City and the County.

Extended Local Option Sales Tax (Major Fund)

In November of 2000, county residents approved a referendum extending the imposition of the one-cent local option sales tax beginning in fiscal year 2004 for 15 years. The fund is used for various road, storm-water and park improvements. Internal borrowings have been utilized to fund certain projects in advance.

Construction Series 2003A-2003B

This fund is used to account for expenditures from the Series 2003A and 2003B Capital Improvement Revenue Bonds, which were issued to finance the purchase, repair and renovation of the Bank of American building. Funds will also be used for improvements to the County's courthouse, improvements to the parking garage and other capital projects.

1999 Bond Construction

This fund is used to account for expenditures from the Series 1999 Capital Improvement Revenue Bonds, which were issued to fund stormwater and lake projects.

Capital Projects Funds

(continued)

Construction Series 2005

This fund is used to account for expenditures from the Series 2005 Capital Improvement Revenue Bonds, which were issued to fund the purchase of the Renaissance Building and to construct two branch libraries.

ESCO Capital Project

This fund is used to account for the installation of energy conservation measures for the following buildings: Leon County Jail, Sheriff Administration Building, Leon County Courthouse, Main Library, and the Courthouse Administration Building (formerly known as the Bank of America Building).

Emergency Communications

This fund is used to account for proceeds received in the 911 Emergency Communications Fund, which are used for capital projects related to the provision of 911 emergency services.

Moving Violation Surcharge

This fund is dedicated solely for the purpose of supporting the County's radio communications program (800MHZ System). The fund is supported by the County's moving violation surcharge.

Impact Fee – County-wide

This fund is used to account for the remaining road impact fees levied by the Leon County Board of County Commissioners. These fees were repealed in 1996.

Leon County, Florida
 Combining Balance Sheet
 Nonmajor Capital Project Funds

September 30, 2010

	<u>Gas Tax - Capital Projects</u>	<u>Construction Series 2003A-2003B</u>	<u>1999 Bond Construction</u>
Assets:			
Cash	\$ -	\$ -	\$ 652,504
Investments	5,968,984	865,986	-
Receivable:			
Accounts	11,971	1,737	-
Due from other funds	1,899	275	-
Total assets	<u>\$ 5,982,854</u>	<u>\$ 867,998</u>	<u>\$ 652,504</u>
Liabilities and fund balances			
Liabilities:			
Accounts payable	\$ 105,678	\$ 157,168	\$ -
Total liabilities	<u>105,678</u>	<u>157,168</u>	<u>-</u>
Fund balances:			
Unreserved	<u>5,877,176</u>	<u>710,830</u>	<u>652,504</u>
Total fund balances	<u>5,877,176</u>	<u>710,830</u>	<u>652,504</u>
Total liabilities and fund balances	<u>\$ 5,982,854</u>	<u>\$ 867,998</u>	<u>\$ 652,504</u>

See Independent Auditors' Report

Construction Series 2005	ESCO Capital Project	Emergency Communications
\$ -	\$ 473,479	\$ -
993,024	-	1,437,925
1,991	-	2,884
316	-	457
<u>\$ 995,331</u>	<u>\$ 473,479</u>	<u>\$ 1,441,266</u>
\$ 185,479	\$ 5,178	\$ -
<u>185,479</u>	<u>5,178</u>	<u>-</u>
<u>809,852</u>	<u>468,301</u>	<u>1,441,266</u>
<u>809,852</u>	<u>468,301</u>	<u>1,441,266</u>
<u>\$ 995,331</u>	<u>\$ 473,479</u>	<u>\$ 1,441,266</u>

(continued)

Leon County, Florida
 Combining Balance Sheet
 Nonmajor Capital Project Funds (continued)

September 30, 2010

	Moving Violation Surcharge	Impact Fee - Countywide	Total Nonmajor Capital Projects Funds
Assets:			
Cash	\$ -	\$ 483,402	\$ 1,609,385
Investments	1,489,641	2,952,964	13,708,524
Receivable:			
Accounts	3,470	5,923	27,976
Due from other funds	551	939	4,437
Total assets	<u>\$ 1,493,662</u>	<u>\$ 3,443,228</u>	<u>\$ 15,350,322</u>
Liabilities and fund balances			
Liabilities:			
Accounts payable	\$ -	\$ 42,614	\$ 496,117
Total liabilities	<u>-</u>	<u>42,614</u>	<u>496,117</u>
Fund balances:			
Unreserved	<u>1,493,662</u>	<u>3,400,614</u>	<u>14,854,205</u>
Total fund balances	<u>1,493,662</u>	<u>3,400,614</u>	<u>14,854,205</u>
Total liabilities and fund balances	<u>\$ 1,493,662</u>	<u>\$ 3,443,228</u>	<u>\$ 15,350,322</u>

See Independent Auditors' Report

This page left intentionally blank.

Leon County, Florida

Combining Statement of Revenues, Expenditures, and Changes in Fund Balances
Nonmajor Capital Project Funds

Year Ended September 30, 2010

	Gas Tax - Capital Projects	Construction Series 2003A-2003B	1999 Bond Construction
Revenues:			
Intergovernmental	\$ 836,871	\$ -	\$ -
Charges for services	50,000	-	-
Interest	144,389	33,070	17,644
Total revenues	<u>1,031,260</u>	<u>33,070</u>	<u>17,644</u>
Expenditures:			
General government	-	353,815	204,070
Physical environment	80,172	-	-
Transportation	2,264,631	-	66,480
Culture and recreation	-	-	-
Judicial	-	1,036,737	-
Total expenditures	<u>2,344,803</u>	<u>1,390,552</u>	<u>270,550</u>
Excess (deficiency) of revenues over (under) expenditures	<u>(1,313,543)</u>	<u>(1,357,482)</u>	<u>(252,906)</u>
Other financing sources (uses):			
Transfers in	1,470,500	-	-
Transfers out	-	-	-
Total other financing sources (uses)	<u>1,470,500</u>	<u>-</u>	<u>-</u>
Net change in fund balance	156,957	(1,357,482)	(252,906)
Fund balances, October 1	<u>5,720,219</u>	<u>2,068,312</u>	<u>905,410</u>
Fund balances, September 30	<u><u>\$ 5,877,176</u></u>	<u><u>\$ 710,830</u></u>	<u><u>\$ 652,504</u></u>

See Independent Auditors' Report

Construction Series 2005	ESCO Capital Project	Emergency Communications
\$ -	\$ -	\$ -
-	-	-
32,929	19,158	35,495
<u>32,929</u>	<u>19,158</u>	<u>35,495</u>
-	347,358	-
-	-	-
-	-	-
1,055,682	-	-
1,719,893	-	-
<u>2,775,575</u>	<u>347,358</u>	<u>-</u>
<u>(2,742,646)</u>	<u>(328,200)</u>	<u>35,495</u>
-	-	1,082,901
-	-	(79,055)
-	-	<u>1,003,846</u>
(2,742,646)	(328,200)	1,039,341
<u>3,552,498</u>	<u>796,501</u>	<u>401,925</u>
<u>\$ 809,852</u>	<u>\$ 468,301</u>	<u>\$ 1,441,266</u>

(continued)

Leon County, Florida

Combining Statement of Revenues, Expenditures, and Changes in Fund Balances
Nonmajor Capital Project Funds (Continued)

Year Ended September 30, 2010

	Moving Violation Surcharge	Impact Fees	Total Nonmajor Capital Projects Funds
Revenues:			
Intergovernmental	\$ -	\$ -	\$ 836,871
Charges for services	-	-	50,000
Interest	46,664	97,521	426,870
Total revenues	<u>46,664</u>	<u>97,521</u>	<u>1,313,741</u>
Expenditures:			
General government	-	-	905,243
Physical environment	-	-	80,172
Transportation	-	278,046	2,609,157
Culture and recreation	-	-	1,055,682
Judicial	-	-	2,756,630
Total expenditures	<u>-</u>	<u>278,046</u>	<u>7,406,884</u>
Excess (deficiency) of revenues over (under) expenditures	<u>46,664</u>	<u>(180,525)</u>	<u>(6,093,143)</u>
Other financing sources (uses):			
Transfers in	-	-	2,553,401
Transfers out	(239,175)	-	(318,230)
Total other financing sources (uses)	<u>(239,175)</u>	<u>-</u>	<u>2,235,171</u>
Net change in fund balance	(192,511)	(180,525)	(3,857,972)
Fund balances, October 1	<u>1,686,173</u>	<u>3,581,139</u>	<u>18,712,177</u>
Fund balances, September 30	<u>\$ 1,493,662</u>	<u>\$ 3,400,614</u>	<u>\$ 14,854,205</u>

See Independent Auditors' Report

Leon County, Florida

Schedule of Revenues, Expenditures, and Changes in Fund Balance - Budget and Actual
Capital Improvements Fund

Year Ended September 30, 2010

	Budgeted Amounts		Actual Amounts	Variance With Final Budget Positive (Negative)
	Original	Final		
Revenues:				
Intergovernmental	\$ -	\$ 312,780	\$ -	\$ (312,780)
Interest	932,000	932,000	1,592,632	660,632
Miscellaneous	-	-	48,984	48,984
Total revenues	<u>932,000</u>	<u>1,244,780</u>	<u>1,641,616</u>	<u>396,836</u>
Expenditures:				
General government	2,753,625	5,738,180	1,965,076	3,773,104
Public safety	164,471	24,726,006	136,349	24,589,657
Physical environment	2,958,000	3,072,315	901,664	2,170,651
Transportation	200,000	7,454,638	1,878,894	5,575,744
Economic environment	-	755,000	-	755,000
Human services	175,195	397,367	96,529	300,838
Culture and recreation	545,000	12,902,661	3,867,316	9,035,345
Judicial	-	-	592,804	(592,804)
Total expenditures	<u>6,796,291</u>	<u>55,046,167</u>	<u>9,438,632</u>	<u>45,607,535</u>
Excess (deficiency) of revenues over (under) expenditures	<u>(5,864,291)</u>	<u>(53,801,387)</u>	<u>(7,797,016)</u>	<u>46,004,371</u>
Other financing sources (uses):				
Transfers in	2,057,413	2,538,413	2,538,413	-
Transfers out	-	(145,000)	(2,504,785)	(2,359,785)
Total other financing sources (uses)	<u>2,057,413</u>	<u>2,393,413</u>	<u>33,628</u>	<u>(2,359,785)</u>
Net change in fund balance	(3,806,878)	(51,407,974)	(7,763,388)	43,644,586
Fund balances, October 1	<u>64,744,204</u>	<u>64,744,204</u>	<u>64,744,204</u>	<u>-</u>
Fund balances, September 30	<u>\$ 60,937,326</u>	<u>\$ 13,336,230</u>	<u>\$ 56,980,816</u>	<u>\$ 43,644,586</u>

See Independent Auditors' Report

Leon County, Florida

Schedule of Revenues, Expenditures, and Changes in Fund Balance - Budget and Actual
Gas Tax Capital Projects Fund

Year Ended September 30, 2010

	Budgeted Amounts		Actual Amounts	Variance With Final Budget Positive (Negative)
	Original	Final		
Revenues:				
Intergovernmental	\$ -	\$ 820,462	\$ 836,871	\$ 16,409
Charges for services	-	50,000	50,000	-
Interest	-	-	144,389	144,389
Total revenues	-	870,462	1,031,260	160,798
Expenditures:				
Physical environment	-	309,331	80,172	229,159
Transportation	620,500	6,878,135	2,264,631	4,613,504
Total expenditures	620,500	7,187,466	2,344,803	4,842,663
Excess (deficiency) of revenues over (under) expenditures	(620,500)	(6,317,004)	(1,313,543)	5,003,461
Other financing sources (uses):				
Transfers in	620,500	1,470,500	1,470,500	-
Total other financing sources (uses)	620,500	1,470,500	1,470,500	-
Net change in fund balance	-	(4,846,504)	156,957	5,003,461
Fund balances, October 1	5,720,219	5,720,219	5,720,219	-
Fund balances, September 30	\$ 5,720,219	\$ 873,715	\$ 5,877,176	\$ 5,003,461

See Independent Auditors' Report

Leon County, Florida

Schedule of Revenues, Expenditures, and Changes in Fund Balance - Budget and Actual
Local Option Sales Tax Fund

Year Ended September 30, 2010

	Budgeted Amounts		Actual Amounts	Variance With Final Budget Positive (Negative)
	Original	Final		
Revenues:				
Interest	\$ 653,125	\$ 653,125	\$ 928,086	\$ 274,961
Total revenues	<u>653,125</u>	<u>653,125</u>	<u>928,086</u>	<u>274,961</u>
Expenditures:				
Public safety	550,000	3,570,996	-	3,570,996
Transportation	<u>5,502,500</u>	<u>18,868,771</u>	<u>6,573,116</u>	<u>12,295,655</u>
Total expenditures	<u>6,052,500</u>	<u>22,439,767</u>	<u>6,573,116</u>	<u>15,866,651</u>
Excess (deficiency) of revenues over (under) expenditures	(5,399,375)	(21,786,642)	(5,645,030)	16,141,612
Fund balances, October 1	<u>39,029,619</u>	<u>39,029,619</u>	<u>39,029,619</u>	-
Fund balances, September 30	<u>\$ 33,630,244</u>	<u>\$ 17,242,977</u>	<u>\$ 33,384,589</u>	<u>\$ 16,141,612</u>

See Independent Auditors' Report

Leon County, Florida

Schedule of Revenues, Expenditures, and Changes in Fund Balance - Budget and Actual
Extended Local Option Sales Tax Fund

Year Ended September 30, 2010

	Budgeted Amounts		Actual Amounts	Variance With Final Budget Positive (Negative)
	Original	Final		
Revenues:				
Taxes	\$ 3,160,650	\$ 3,160,650	\$ 3,384,616	\$ 223,966
Charges for services	2,000,000	10,501,468	900,745	(9,600,723)
Interest	247,000	247,000	369,265	122,265
Total revenues	<u>5,407,650</u>	<u>13,909,118</u>	<u>4,654,626</u>	<u>(9,254,492)</u>
Expenditures:				
Physical environment	2,000,000	16,463,806	1,812,261	14,651,545
Transportation	3,407,650	9,460,109	6,908,901	2,551,208
Culture and recreation	-	331,400	331,398	2
Total expenditures	<u>5,407,650</u>	<u>26,255,315</u>	<u>9,052,560</u>	<u>17,202,755</u>
Excess (deficiency) of revenues over (under) expenditures	-	(12,346,197)	(4,397,934)	7,948,263
Fund balances, October 1	<u>12,644,326</u>	<u>12,644,326</u>	<u>12,644,326</u>	-
Fund balances, September 30	<u>\$ 12,644,326</u>	<u>\$ 298,129</u>	<u>\$ 8,246,392</u>	<u>\$ 7,948,263</u>

See Independent Auditors' Report

Leon County, Florida

Schedule of Revenues, Expenditures, and Changes in Fund Balance - Budget and Actual
Construction Series 2003A-2003B Fund

Year Ended September 30, 2010

	<u>Budgeted Amounts</u>		<u>Actual Amounts</u>	Variance With Final Budget Positive (Negative)
	<u>Original</u>	<u>Final</u>		
Revenues:				
Interest	\$ -	\$ -	\$ 33,070	\$ 33,070
Total revenues	<u>-</u>	<u>-</u>	<u>33,070</u>	<u>33,070</u>
Expenditures:				
General government	-	1,511,436	353,815	1,157,621
Judicial	-	-	1,036,737	(1,036,737)
Total expenditures	<u>-</u>	<u>1,511,436</u>	<u>1,390,552</u>	<u>120,884</u>
Excess (deficiency) of revenues over (under) expenditures	-	(1,511,436)	(1,357,482)	153,954
Fund balances, October 1	<u>2,068,312</u>	<u>2,068,312</u>	<u>2,068,312</u>	<u>-</u>
Fund balances, September 30	<u>\$ 2,068,312</u>	<u>\$ 556,876</u>	<u>\$ 710,830</u>	<u>\$ 153,954</u>

See Independent Auditors' Report

Leon County, Florida

Schedule of Revenues, Expenditures, and Changes in Fund Balance - Budget and Actual
1999 Bond Construction Fund

Year Ended September 30, 2010

	<u>Budgeted Amounts</u>		<u>Actual Amounts</u>	<u>Variance With Final Budget Positive (Negative)</u>
	<u>Original</u>	<u>Final</u>		
Revenues:				
Interest	\$ -	\$ -	\$ 17,644	\$ 17,644
Total revenues	-	-	17,644	17,644
Expenditures:				
General government	-	275,828	204,070	71,758
Transportation	-	70,259	66,480	3,779
Total expenditures	-	346,087	270,550	75,537
Excess (deficiency) of revenues over (under) expenditures	-	(346,087)	(252,906)	93,181
Fund balances, October 1	905,410	905,410	905,410	-
Fund balances, September 30	<u>\$ 905,410</u>	<u>\$ 559,323</u>	<u>\$ 652,504</u>	<u>\$ 93,181</u>

See Independent Auditors' Report

Leon County, Florida

Schedule of Revenues, Expenditures, and Changes in Fund Balance - Budget and Actual
Construction Series 2005 Fund

Year Ended September 30, 2010

	Budgeted Amounts		Actual Amounts	Variance With Final Budget Positive (Negative)
	Original	Final		
Revenues:				
Interest	\$ -	\$ -	\$ 32,929	\$ 32,929
Total revenues	-	-	32,929	32,929
Expenditures:				
General government	-	1,719,893	-	1,719,893
Culture and recreation	-	1,055,682	1,055,682	-
Judicial	-	-	1,719,893	(1,719,893)
Total expenditures	-	2,775,575	2,775,575	-
Excess (deficiency) of revenues over (under) expenditures	-	(2,775,575)	(2,742,646)	32,929
Fund balances, October 1	3,552,498	3,552,498	3,552,498	-
Fund balances, September 30	\$ 3,552,498	\$ 776,923	\$ 809,852	\$ 32,929

See Independent Auditors' Report

Leon County, Florida

Schedule of Revenues, Expenditures, and Changes in Fund Balance - Budget and Actual
ESCO Capital Project Fund

Year Ended September 30, 2010

	Budgeted Amounts		Actual Amounts	Variance With Final Budget Positive (Negative)
	Original	Final		
Revenues:				
Interest	\$ -	\$ -	\$ 19,158	\$ 19,158
Total revenues	-	-	19,158	19,158
Expenditures:				
General government	-	657,420	347,358	310,062
Total expenditures	-	657,420	347,358	310,062
Excess (deficiency) of revenues over (under) expenditures	-	(657,420)	(328,200)	329,220
Fund balances, October 1	796,501	796,501	796,501	-
Fund balances, September 30	\$ 796,501	\$ 139,081	\$ 468,301	\$ 329,220

See Independent Auditors' Report

Leon County, Florida

Schedule of Revenues, Expenditures, and Changes in Fund Balance - Budget and Actual
Emergency Communications Fund

Year Ended September 30, 2010

	Budgeted Amounts		Actual Amounts	Variance With Final Budget Positive (Negative)
	Original	Final		
Revenues:				
Interest	\$ 9,500	\$ 9,500	\$ 35,495	\$ 25,995
Total revenues	9,500	9,500	35,495	25,995
Other financing sources (uses):				
Transfers in	-	1,082,901	1,082,901	-
Transfers out	(79,055)	(79,055)	(79,055)	-
Total other financing sources (uses)	(79,055)	1,003,846	1,003,846	-
Net change in fund balance	(69,555)	1,013,346	1,039,341	25,995
Fund balances, October 1	401,925	401,925	401,925	-
Fund balances, September 30	\$ 332,370	\$ 1,415,271	\$ 1,441,266	\$ 25,995

See Independent Auditors' Report

Leon County, Florida

Schedule of Revenues, Expenditures, and Changes in Fund Balance - Budget and Actual
Moving Violation Surcharge Fund

Year Ended September 30, 2010

	Budgeted Amounts		Actual Amounts	Variance With Final Budget Positive (Negative)
	Original	Final		
Revenues:				
Interest	\$ -	\$ -	\$ 46,664	\$ 46,664
Total revenues	-	-	46,664	46,664
Other financing sources (uses):				
Transfers out	-	(239,175)	(239,175)	-
Total other financing sources (uses)	-	(239,175)	(239,175)	-
Net change in fund balance	-	(239,175)	(192,511)	46,664
Fund balances, October 1	1,686,173	1,686,173	1,686,173	-
Fund balances, September 30	\$ 1,686,173	\$ 1,446,998	\$ 1,493,662	\$ 46,664

See Independent Auditors' Report

Leon County, Florida

Schedule of Revenues, Expenditures, and Changes in Fund Balance - Budget and Actual
Impact Fees Fund

Year Ended September 30, 2010

	Budgeted Amounts		Actual Amounts	Variance With Final Budget Positive (Negative)
	Original	Final		
Revenues:				
Interest	\$ -	\$ -	\$ 97,521	\$ 97,521
Total revenues	-	-	97,521	97,521
Expenditures:				
Transportation	-	3,317,784	278,046	3,039,738
Total expenditures	-	3,317,784	278,046	3,039,738
Excess (deficiency) of revenues over (under) expenditures	-	(3,317,784)	(180,525)	3,137,259
Fund balances, October 1	3,581,139	3,581,139	3,581,139	-
Fund balances, September 30	\$ 3,581,139	\$ 263,355	\$ 3,400,614	\$ 3,137,259

See Independent Auditors' Report

Enterprise Funds

Enterprise funds are used to account for operations that are financed and operated in a manner similar to private business enterprises. The intent of the County Commission is that the costs of providing goods or services to the general public on a continuing basis be financed or recovered primarily through user charges (or where the County Commission has decided that periodic determination of net income is appropriate for accountability purposes).

Amtrak Depot

This fund is used to account for the rental income and expenditures related to the operation of the depot.

Internal Service Funds

Internal service funds are used to account for the financing of goods or services provided by one department or agency to other departments or agencies of the government and to other government units, on a cost reimbursement basis.

Insurance Service

This fund is used to account for the assessed premiums, claims and administration of the County's risk management department related to auto, property liability, workers' compensation, and other types of insurance.

Communication Trust

This fund is used to account for the costs of operating the County's telephone system. Charges are allocated to County departments and agencies on a monthly basis.

Motor Pool

This fund is used to account for the costs of operation, repair, and maintenance of County owned vehicles and heavy equipment. Departments and outside agencies are billed for fuel, parts, and labor on a monthly basis.

Leon County, Florida
Combining Statement of Net Assets
Internal Service Funds

September 30, 2010

	Insurance Service	Communications Trust	Motor Pool	Total Internal Service Funds
Assets:				
Cash	\$ 2,997	\$ 102,472	\$ 15,628	\$ 121,097
Cash with fiscal agent	39,708	-	-	39,708
Investments	9,419,345	-	-	9,419,345
Receivables:				
Accounts	24,824	-	6,817	31,641
Intergovernmental	3,027	11,782	14,997	29,806
Inventory	-	-	54,997	54,997
Total Assets	\$ 9,489,901	\$ 114,254	\$ 92,439	\$ 9,696,594
Liabilities:				
Accounts payable	\$ 42,567	\$ 43,384	\$ 74,475	\$ 160,426
Accrued expenses	4,297	-	17,098	21,395
Advances from other funds	-	20,000	-	20,000
Other current liabilities	3,050,000	-	-	3,050,000
Total Liabilities	3,096,864	63,384	91,573	3,251,821
Net assets:				
Unrestricted	6,393,037	50,870	866	6,444,773
Total Net Assets	6,393,037	50,870	866	6,444,773
Total liabilities and net assets	\$ 9,489,901	\$ 114,254	\$ 92,439	\$ 9,696,594

See Independent Auditors' Report

Leon County, Florida

Combining Statement of Revenues, Expenses, and Changes in Fund Net Assets
Internal Service Funds

Year Ended September 30, 2010

	Insurance Service	Communications Trust	Motor Pool	Total Internal Service Funds
Operating revenues:				
Charges for services	\$ 2,976,423	\$ 645,062	\$ 2,424,301	\$ 6,045,786
Total revenues	<u>2,976,423</u>	<u>645,062</u>	<u>2,424,301</u>	<u>6,045,786</u>
Operating expenses:				
Personnel services	114,077	-	596,708	710,785
Contractual services	62,792	-	10,244	73,036
Supplies	2,211	-	1,156,936	1,159,147
Communications services	364	593,501	1,655	595,520
Insurance	1,666,978	-	19,974	1,686,952
Utility services	-	-	67,234	67,234
Other services and charges	77,645	-	571,553	649,198
Total expenses	<u>1,924,067</u>	<u>593,501</u>	<u>2,424,304</u>	<u>4,941,872</u>
Operating income (loss)	<u>1,052,356</u>	<u>51,561</u>	<u>(3)</u>	<u>1,103,914</u>
Nonoperating revenues (expenses):				
Interest revenue	264,627	96	(210)	264,513
Total nonoperating revenues	<u>264,627</u>	<u>96</u>	<u>(210)</u>	<u>264,513</u>
Change in net assets	1,316,983	51,657	(213)	1,368,427
Net assets, October 1	<u>5,076,054</u>	<u>(787)</u>	<u>1,079</u>	<u>5,076,346</u>
Net assets, September 30	<u>\$ 6,393,037</u>	<u>\$ 50,870</u>	<u>\$ 866</u>	<u>\$ 6,444,773</u>

See Independent Auditors' Report

Leon County, Florida
Combining Statement of Cash Flows
Internal Service Funds

Year Ended September 30, 2010

	Insurance Service	Communications Trust	Motor Pool	Total Internal Service Funds
Cash flows from operating activities:				
Receipts from customers	\$ 879,406	\$ 204,310	\$ 278,929	\$ 1,362,645
Receipts from interfund services	2,088,052	437,700	2,138,224	4,663,976
Payments to suppliers	(2,021,478)	(618,015)	(1,703,814)	(4,343,307)
Payments to employees	(114,600)	-	(602,544)	(717,144)
Claims paid	(266,593)	-	-	(266,593)
Payments for interfund services	-	-	(112,387)	(112,387)
Net cash provided by (used in) operating activities	<u>564,787</u>	<u>23,995</u>	<u>(1,592)</u>	<u>587,190</u>
Cash flows from noncapital financing activities:				
Transfers to other funds	-	-	-	-
Net cash provided by (used in) noncapital financing activities	<u>-</u>	<u>-</u>	<u>-</u>	<u>-</u>
Cash flows from investing activities				
Proceeds from sales and maturities of investments	4,109,616	-	-	4,109,616
Purchase of investments	(4,888,406)	-	-	(4,888,406)
Interest and dividends received	216,757	96	(209)	216,644
Net cash provided by (used in) investing activities	<u>(562,033)</u>	<u>96</u>	<u>(209)</u>	<u>(562,146)</u>
Net increase (decrease) in cash	2,754	24,091	(1,801)	25,044
Cash and equivalents, October 1	<u>39,951</u>	<u>78,381</u>	<u>17,429</u>	<u>135,761</u>
Cash and equivalents, September 30	<u>\$ 42,705</u>	<u>\$ 102,472</u>	<u>\$ 15,628</u>	<u>\$ 160,805</u>

See Independent Auditors' Report

Leon County, Florida
 Combining Statement of Cash Flows
 Internal Service Funds

Year Ended September 30, 2010

	Insurance Service	Communications Trust	Motor Pool	Total Internal Service Funds
Reconciliation of operating income (loss) to net cash provided by (used in) operating activities:				
Operating income (loss)	\$ 1,052,356	\$ 51,561	\$ (3)	\$ 1,103,914
Adjustments to reconcile operating income (loss) to net cash provided by (used in) operating activities:				
Change in assets and liabilities:				
Receivables	(8,961)	6,060	(7,150)	(10,051)
Inventories	-	-	(13,249)	(13,249)
Accounts payable	(478,085)	10,499	24,645	(442,941)
Accrued expenses	(523)	(44,125)	(5,835)	(50,483)
	<u>\$ 564,787</u>	<u>\$ 23,995</u>	<u>\$ (1,592)</u>	<u>\$ 587,190</u>
Net cash provided by (used in) operating activities	<u>\$ 564,787</u>	<u>\$ 23,995</u>	<u>\$ (1,592)</u>	<u>\$ 587,190</u>

See Independent Auditors' Report

Trust and Agency Funds

Trust funds are used to account for assets held by the government in a trustee capacity. Agency funds are used to account for assets held by the government as an agent for individuals, private organizations, other governments, and/or other funds.

BOCC - Employee Benefits

This fund is used to account for the receipt and disbursement of amounts withheld from employees' wages such as payroll taxes and health insurance that are remitted to other agencies or governments.

Clerk – General Agency

These funds are used to account for funds received and held by the Clerk of Courts in a fiduciary capacity.

Sheriff – General Agency

These funds are used to account for funds received and held by the Leon County Sheriff in a fiduciary capacity.

Tax Collector – Taxes and Licenses

This fund is used to account for the receipt and disbursement of ad valorem taxes on real and personal property and non-ad valorem assessments. This fund also accounts for the receipt and disbursement of various licenses and registrations on behalf of Leon County and various state agencies.

Leon County, Florida

Combining Statement of Fiduciary Net Assets
Agency Funds

September 30, 2010

	<u>BOCC</u> <u>Employee</u> <u>Benefits</u>	<u>Clerk</u> <u>General</u> <u>Agency</u>	<u>Sheriff</u> <u>General</u> <u>Agency</u>	<u>Tax Collector</u> <u>Taxes &</u> <u>Licenses</u>	<u>Total</u>
Assets:					
Cash	\$ 308,381	\$ 3,182,287	\$ 133,220	\$ 3,029,576	\$ 6,653,464
Investments	-	848,832	-	58,635	907,467
Receivables					
Accounts	922,128	1,617	716	88,186	1,012,647
Total assets	<u>\$ 1,230,509</u>	<u>\$ 4,032,736</u>	<u>\$ 133,936</u>	<u>\$ 3,176,397</u>	<u>\$ 8,573,578</u>
Liabilities:					
Accounts payable	\$ 1,230,509	\$ 68,540	\$ 69,995	\$ 702,427	\$ 2,071,471
Due to other governments	-	1,836,913	8,242	740,242	2,585,397
Deposits	-	2,127,283	55,699	-	2,182,982
Installment tax deposits	-	-	-	1,733,728	1,733,728
Total liabilities	<u>\$ 1,230,509</u>	<u>\$ 4,032,736</u>	<u>\$ 133,936</u>	<u>\$ 3,176,397</u>	<u>\$ 8,573,578</u>

See Independent Auditors' Report

Leon County, Florida
Combining Statement Changes in Assets and Liabilities
Agency Funds

Year Ended September 30, 2010

	Balance October 1, 2009	Additions	Deductions	Balance September 30, 2010
Board of County Commissioners:				
Assets:				
Cash	\$ 539,980	\$ 34,894,177	\$ 35,125,776	\$ 308,381
Receivables:				
Accounts	744,720	911,321	733,913	922,128
Total assets	<u>\$ 1,284,700</u>	<u>\$ 35,805,498</u>	<u>\$ 35,859,689</u>	<u>\$ 1,230,509</u>
Liabilities:				
Accounts payable	\$ 1,284,700	\$ 60,871,172	\$ 60,925,363	\$ 1,230,509
Total liabilities	<u>\$ 1,284,700</u>	<u>\$ 60,871,172</u>	<u>\$ 60,925,363</u>	<u>\$ 1,230,509</u>
Clerk of the Circuit Court:				
Assets:				
Cash	\$ 3,645,878	\$ 38,559,392	\$ 39,022,983	\$ 3,182,287
Investments	827,478	22,828	1,474	848,832
Receivables:				
Accounts	2,452	55,101	55,936	1,617
Total assets	<u>\$ 4,475,808</u>	<u>\$ 38,637,321</u>	<u>\$ 39,080,393</u>	<u>\$ 4,032,736</u>
Liabilities:				
Accounts payable	\$ 67,566	\$ 17,911,072	\$ 17,910,098	\$ 68,540
Due to other governments	1,638,696	26,122,543	25,924,326	1,836,913
Deposits	2,769,546	7,793,063	8,435,326	2,127,283
Total liabilities	<u>\$ 4,475,808</u>	<u>\$ 51,826,678</u>	<u>\$ 52,269,750</u>	<u>\$ 4,032,736</u>

See Independent Auditors' Report

Leon County, Florida

Combining Statement Changes in Assets and Liabilities
Agency Funds

Year Ended September 30, 2010

	Balance October 1, 2009	Additions	Deductions	Balance September 30, 2010
Sheriff:				
Assets:				
Cash	\$ 95,076	\$ 208,458	\$ 170,314	\$ 133,220
Receivables:				
Accounts	527	459	270	716
Total assets	<u>\$ 95,603</u>	<u>\$ 208,917</u>	<u>\$ 170,584</u>	<u>\$ 133,936</u>
Liabilities:				
Accounts payable	\$ 49,634	\$ 377,125	\$ 356,764	\$ 69,995
Due to other governments	2,813	88,184	82,755	8,242
Deposits	43,156	1,203,010	1,190,467	55,699
Total liabilities	<u>\$ 95,603</u>	<u>\$ 1,668,319</u>	<u>\$ 1,629,986</u>	<u>\$ 133,936</u>
Tax Collector:				
Assets:				
Cash	\$ 3,006,258	\$ 207,840,695	\$ 207,817,377	\$ 3,029,576
Investments	340,585	58,635	340,585	58,635
Receivables:				
Accounts	105,858	5,319,420	5,337,092	88,186
Total assets	<u>\$ 3,452,701</u>	<u>\$ 213,218,750</u>	<u>\$ 213,495,054</u>	<u>\$ 3,176,397</u>
Liabilities:				
Accounts payable	\$ 776,830	\$ 16,891,141	\$ 16,965,544	\$ 702,427
Due to other governments	844,221	186,597,901	186,701,880	740,242
Installment tax deposits	1,831,650	3,576,075	3,673,997	1,733,728
Total liabilities	<u>\$ 3,452,701</u>	<u>\$ 207,065,117</u>	<u>\$ 207,341,421</u>	<u>\$ 3,176,397</u>

See Independent Auditors' Report

Leon County, Florida
Combining Statement Changes in Assets and Liabilities
Agency Funds

Year Ended September 30, 2010

	Balance October 1, 2009	Additions	Deductions	Balance September 30, 2010
Total All Agency Funds:				
Assets:				
Cash	\$ 7,287,192	\$ 281,502,722	\$ 282,136,450	\$ 6,653,464
Investments	1,168,063	81,463	342,059	907,467
Receivables:				
Accounts	853,557	6,286,301	6,127,211	1,012,647
Total assets	<u>\$ 9,308,812</u>	<u>\$ 287,870,486</u>	<u>\$ 288,605,720</u>	<u>\$ 8,573,578</u>
Liabilities:				
Accounts payable	\$ 2,178,730	\$ 96,050,510	\$ 96,157,769	\$ 2,071,471
Due to other governments	2,485,730	212,808,628	212,708,961	2,585,397
Deposits	2,812,702	8,996,073	9,625,793	2,182,982
Installment tax deposits	1,831,650	3,576,075	3,673,997	1,733,728
Total liabilities	<u>\$ 9,308,812</u>	<u>\$ 321,431,286</u>	<u>\$ 322,166,520</u>	<u>\$ 8,573,578</u>

See Independent Auditors' Report

STATISTICAL SECTION

This part of the Leon County Comprehensive Annual Financial Report presents detailed information as a context for understanding what the information in the financial statements, note disclosures, and required supplementary information says about the County's overall financial health.

Table of Contents

A. Financial Trends

These schedules contain trend information to help the reader understand how the County's financial performance and well-being have changed over time.

	<u>Page</u>
Schedule 1 Net Assets by Component	180
Schedule 2 Changes in Net Assets	181
Schedule 3 Fund Balances - Governmental Funds	183
Schedule 4 Changes in Fund Balances - Governmental Funds	184

B. Revenue Capacity

These schedules contain information to help the reader assess the County's most significant local revenue source, the property tax.

	<u>Page</u>
Schedule 5 Value of Taxable Property	185
Schedule 6 Direct and Overlapping Property Tax Rates	186
Schedule 7 Principal Property Tax Payers	187
Schedule 8 Property Tax Levies and Collections	188

C. Debt Capacity

These schedules present information to help the reader assess the affordability of the County's current level of outstanding debt and the County's ability to issue additional debt in the future.

	<u>Page</u>
Schedule 9 Ratios of Outstanding Debt by Type	189
Schedule 10 Ratios of General Bonded Debt Outstanding (See notes)	--
Schedule 11 Direct and Overlapping Governmental Activities Debt	190
Schedule 12 Legal Debt Margin Information (See notes)	--
Schedule 13 Pledged Revenue Coverage	191

D. Demographic and Economic Information

These schedules offer demographic and economic indicators to help the reader understand the environment within which the County's financial activities take place.

	<u>Page</u>
Schedule 14 Demographic and Economic Statistics	192
Schedule 15 Principal Employers	193

E. Operating Information

These schedules contain service and infrastructure data to help the reader understand how the information in the County's financial report relates to the services the County provides and the activities it performs.

	<u>Page</u>
Schedule 16 Full Time Equivalent Employees by Function/Program	194
Schedule 17 Operating Indicators by Function/Program	195
Schedule 18 Capital Asset Statistics by Function/Program	196

Sources: Unless otherwise noted, the information in these schedules is derived from the Comprehensive Annual Financial Reports for the relevant year. The County implemented GASB Statement 34 in 2002; schedules presenting government-wide information include information beginning in that year.

Notes: Leon County does not have any General Bonded Debt; therefore Schedule 10 - Ratios of General Bonded Debt Outstanding is not applicable and has not been included in this report.

Neither Leon County Board of County Commissioners nor the Florida Statutes provide for a limit on the amounts of ad valorem taxes Leon County may levy for voted bonds. Therefore, Schedule 12 - Legal Debt Margin Information is not applicable and has not been included in this report.

Leon County, Florida
 Net Assets by Component
 Last Nine Fiscal Years
 (accrual basis of accounting)

	2002	2003	2004	2005	2006	2007	2008	2009	2010
Governmental Activities									
Invested in Capital Assets, Net of Related Debt	\$ 220,600,159	\$ 231,074,735	\$ 235,117,858	\$ 240,263,892	\$ 277,680,662	\$ 285,120,330	\$ 286,301,241	\$ 287,278,964	\$ 289,310,164
Unrestricted	81,342,944	75,778,415	80,167,461	93,971,218	96,973,862	106,644,325	126,048,339	130,142,472	126,547,066
Total Governmental Activities Net Assets	<u>\$ 301,943,103</u>	<u>\$ 306,853,150</u>	<u>\$ 315,285,319</u>	<u>\$ 334,235,100</u>	<u>\$ 374,654,524</u>	<u>\$ 391,836,131</u>	<u>\$ 412,349,580</u>	<u>\$ 417,421,436</u>	<u>\$ 415,857,230</u>
Business-Type Activities									
Invested in Capital Assets, Net of Related Debt	\$ 10,240,991	\$ 12,369,261	\$ 12,150,063	\$ 12,528,922	\$ 14,322,918	\$ 14,292,296	\$ 14,285,985	\$ 13,754,775	\$ 14,184,969
Unrestricted	9,688,300	8,105,521	7,473,899	6,385,219	4,451,980	3,974,228	3,164,627	7,234,464	7,210,510
Total Business-Type Activities Net Assets	<u>\$ 19,929,291</u>	<u>\$ 20,474,782</u>	<u>\$ 19,623,962</u>	<u>\$ 18,914,141</u>	<u>\$ 18,774,898</u>	<u>\$ 18,266,524</u>	<u>\$ 17,450,612</u>	<u>\$ 20,989,239</u>	<u>\$ 21,395,479</u>
Primary Government									
Invested in Capital Assets, Net of Related Debt	\$ 230,841,150	\$ 243,443,996	\$ 247,267,921	\$ 252,792,804	\$ 292,003,580	\$ 299,412,626	\$ 300,587,226	\$ 301,033,739	\$ 303,495,133
Unrestricted	91,031,244	83,883,936	87,641,360	100,356,437	101,425,842	110,618,553	129,212,966	137,376,936	133,757,576
Total Primary Government Net Assets	<u>\$ 321,872,394</u>	<u>\$ 327,327,932</u>	<u>\$ 334,909,281</u>	<u>\$ 353,149,241</u>	<u>\$ 393,429,422</u>	<u>\$ 410,031,179</u>	<u>\$ 429,800,192</u>	<u>\$ 438,410,675</u>	<u>\$ 437,252,709</u>

Note: Accrual-basis financial information for the county government as a whole is available back to 2002 only, the year GASB Statement 34 was implemented.

Leon County, Florida
Changes in Net Assets
Last Nine Fiscal Years
(accrual basis of accounting)

	2002	2003	2004	2005	2006	2007	2008	2009	2010
Expenses									
Governmental Activities									
General Government	\$ 33,694,472	\$ 36,447,699	\$ 36,720,050	\$ 36,097,478	\$ 38,897,033	\$ 40,732,786	\$ 33,193,207	\$ 33,542,941	\$ 34,302,931
Public Safety	50,478,262	49,917,476	65,116,255	72,262,307	75,470,315	80,353,698	86,532,570	88,946,376	93,050,396
Physical Environment	10,517,942	9,085,961	10,564,723	10,897,884	17,561,734	13,564,145	12,036,277	14,263,413	12,100,907
Transportation	30,106,398	36,771,592	20,449,804	20,862,005	16,732,781	23,555,950	26,823,445	29,130,606	36,117,722
Economic Environment	2,723,608	3,108,455	3,878,773	4,812,751	5,943,365	8,290,534	7,354,824	7,152,771	5,311,939
Human Services	7,362,247	8,304,960	8,656,713	10,694,110	9,090,964	10,439,865	10,340,611	9,112,424	9,493,326
Culture and Recreation	8,215,894	9,483,784	10,332,395	11,236,154	11,885,141	12,404,847	12,067,207	12,121,143	11,644,162
Judicial	8,597,038	8,900,304	9,932,701	7,081,894	11,636,820	20,486,698	17,389,298	17,389,298	15,340,815
Interest on Long-Term Debt	4,414,353	4,486,810	4,725,347	4,580,634	4,832,853	4,799,245	4,552,318	4,314,676	4,066,328
Total Governmental Activities Expenses	\$ 156,112,214	\$ 166,507,041	\$ 170,376,761	\$ 178,525,217	\$ 190,027,284	\$ 205,777,690	\$ 213,387,157	\$ 215,973,648	\$ 221,428,526
Business-Type Activities									
Landfill	\$ 5,682,967	\$ 7,153,018	\$ 9,175,963	\$ 9,626,653	\$ 10,821,343	\$ 12,236,345	\$ 11,811,017	\$ 7,897,042	\$ 10,760,847
Amtrak Station	5,682,967	7,153,018	9,175,963	9,626,653	10,821,343	12,236,345	11,811,017	7,897,042	10,760,847
Total Business-Type Activities Net Assets	\$ 161,795,181	\$ 173,660,059	\$ 179,552,724	\$ 188,151,870	\$ 200,848,627	\$ 218,014,235	\$ 225,198,174	\$ 223,870,690	\$ 232,189,373
Total Primary Government Expenses									
Program Revenues									
Governmental Activities:									
Charges for Services:									
General Government	\$ 5,439,646	\$ 6,149,012	\$ 6,093,519	\$ 6,611,790	\$ 8,464,786	\$ 8,288,608	\$ 7,355,543	\$ 5,709,798	\$ 6,129,558
Public Safety	3,950,228	3,937,690	7,241,632	10,396,710	11,004,878	12,039,289	13,115,285	13,370,431	13,084,824
Physical Environment	1,121,479	1,769,123	1,877,278	4,271,913	8,188,522	3,428,623	3,043,138	1,966,179	972,767
Transportation	2,046,612	11,151,159	308,139	2,279,353	17,848,320	779,158	16,339,201	283,090	1,116,959
Economic Development	566,186	577,606	727,204	1,281,385	964,916	1,796,477	960,821	663,882	40,690
Human Services	-	-	-	2,400	24,570	41,030	242,677	1,810	-
Culture and Recreation	221,620	240,806	254,030	261,710	254,434	250,499	236,185	215,268	223,741
Judicial	6,139,769	5,776,049	6,531,159	9,469,588	8,648,448	10,497,726	9,562,627	8,011,285	3,300,041
Operating Grants and Contributions	6,488,948	6,852,146	7,075,359	12,668,389	6,676,006	8,442,244	7,069,724	10,138,269	18,087,903
Capital Grants and Contributions	-	-	878,803	367,592	1,593,325	1,024,585	110,057	-	2,700,669
Total Governmental Activities Program Revenues	\$ 25,974,488	\$ 36,794,140	\$ 30,987,123	\$ 47,610,830	\$ 63,668,205	\$ 46,588,239	\$ 58,035,258	\$ 40,360,012	\$ 45,657,152
Business-Type Activities:									
Charges for Services:									
Landfill	\$ 5,939,590	\$ 6,135,581	\$ 664,197	\$ 6,508,671	\$ 7,696,181	\$ 8,200,649	\$ 8,429,062	\$ 7,698,403	\$ 7,665,383
Amtrak Station	-	-	1,314	-	-	-	-	-	-
Operational Grants and Contributions	-	-	-	225,699	-	-	-	-	-
Capital Grants and Contributions	-	-	-	-	-	-	-	-	-
Total Business-Type Activities Program Revenues	\$ 5,939,590	\$ 6,135,581	\$ 665,511	\$ 6,734,370	\$ 7,696,181	\$ 8,200,649	\$ 8,429,062	\$ 7,698,403	\$ 7,665,383
Total Primary Government Program Revenues	\$ 31,914,078	\$ 42,929,721	\$ 31,652,634	\$ 54,345,200	\$ 71,364,386	\$ 54,788,888	\$ 66,464,320	\$ 48,058,415	\$ 53,322,535
Net (Expense)/Revenue									
Governmental Activities	(130,137,727)	(129,712,901)	(139,389,638)	(130,914,387)	(126,359,079)	(159,189,651)	(155,351,899)	(175,613,636)	(175,771,374)
Business-Type Activities	256,623	(1,017,437)	(2,510,452)	(2,892,283)	(3,125,162)	(4,035,696)	(3,381,955)	(198,639)	(3,095,464)
Total Primary Government Net Expense	\$ (129,881,104)	\$ (130,730,338)	\$ (141,900,090)	\$ (133,806,670)	\$ (129,484,241)	\$ (163,225,347)	\$ (158,733,854)	\$ (175,812,275)	\$ (178,866,838)

Leon County, Florida
Changes in Net Assets
 Last Nine Fiscal Years
 (accrual basis of accounting)

	2002	2003	2004	2005	2006	2007	2008	2009	2010
General Revenue and Other Changes in Net Assets									
Governmental Activities:									
Property Taxes	\$ 76,428,534	\$ 81,051,663	\$ 88,053,924	\$ 98,077,572	\$ 110,614,520	\$ 119,995,972	\$ 120,976,860	\$ 126,649,734	\$ 118,365,233
Local Option Taxes	18,741,874	14,829,429	18,668,921	11,129,689	7,212,654	7,255,981	10,468,751	10,073,472	10,455,428
Franchise Taxes	635,636	412,351	373,401	202,983	241,599	353,476	335,633	332,528	329,168
Communications Services Taxes	763,511	977,213	2,498,410	3,501,415	3,812,706	4,001,631	3,946,607	5,533,719	4,200,504
Motor Fuel Taxes	842,017	1,255,292	1,278,517	4,849,714	4,998,016	4,840,849	1,314,953	1,330,387	1,344,691
Local Option Fuel Taxes	3,274,360	3,280,243	3,345,192	-	5,033,986	-	-	-	-
Utility Services Taxes	-	-	4,605,283	4,583,162	-	5,309,710	5,610,057	5,879,568	6,201,090
Other Taxes	680,526	706,187	737,090	-	-	21,595,408	20,755,560	19,842,258	19,874,886
State Shared Revenues	19,310,220	19,944,493	21,332,668	17,219,083	22,308,194	10,960,744	7,416,609	7,610,220	5,203,974
Investment Earnings	4,796,827	3,075,113	2,398,476	4,594,743	9,547,221	3,023,480	5,590,374	5,093,852	9,561,022
Miscellaneous Revenues	5,884,040	3,424,778	4,762,835	6,080,784	3,504,402	(1,037,469)	(478,580)	(1,660,246)	(1,328,828)
Transfers	80,271	22,955	(232,910)	(374,977)	(494,795)	-	-	-	-
Total Governmental Activities	131,630,323	134,622,948	147,821,807	149,864,168	166,778,503	176,299,782	175,936,824	180,685,492	174,207,168
Business-Type Activities:									
Other Taxes	1,209,916	1,225,533	1,244,679	1,252,227	1,288,132	1,309,728	1,360,490	1,426,286	1,441,095
Investment Earnings	920,696	345,199	182,043	555,258	799,081	868,906	477,710	520,734	483,496
Miscellaneous Revenues	-	15,151	-	-	403,911	311,219	249,263	130,000	248,285
Transfers	(35,852)	(22,955)	232,910	374,977	494,795	1,037,469	478,580	1,660,246	1,328,828
Total Business-Type Activities	2,138,892	1,562,928	1,659,632	2,182,462	2,985,919	3,527,322	2,566,043	3,737,266	3,501,704
Total Primary Government	\$ 133,769,215	\$ 136,185,876	\$ 149,481,439	\$ 152,046,630	\$ 169,764,422	\$ 179,827,104	\$ 178,502,867	\$ 184,422,758	\$ 177,708,872
Change in Net Assets									
Governmental Activities	\$ 1,482,596	\$ 4,910,047	\$ 8,432,169	\$ 18,949,781	\$ 40,419,424	\$ 17,110,131	\$ 20,584,925	\$ 5,071,856	\$ (1,564,206)
Business-Type Activities	2,395,515	545,491	(850,820)	(709,821)	(139,243)	(608,374)	(815,912)	3,538,627	406,240
Total Primary Government Change in Net Assets	\$ 3,888,111	\$ 5,455,538	\$ 7,581,349	\$ 18,239,960	\$ 40,280,181	\$ 16,601,757	\$ 19,769,013	\$ 8,610,483	\$ (1,157,966)

Note: Accrual-basis financial information for the county government as a whole is available back to 2002 only, the year GASB Statement 34 was implemented.

Leon County, Florida
Fund Balances, Governmental Funds
Last Nine Fiscal Years
(modified accrual basis of accounting)

Schedule 3

	2002	2003	2004	2005	2006	2007	2008	2009	2010
General Fund									
Reserved	\$ 141,206	\$ 116,292	\$ 20,000	\$ 20,000	\$ 20,000	\$ 51,421	\$ 33,471	\$ 42,764	\$ 20,000
Unreserved	16,905,795	18,756,843	19,834,240	25,353,477	31,561,250	31,545,115	19,087,244	17,509,284	20,227,912
Total General Fund	\$ 17,047,001	\$ 18,873,135	\$ 19,854,240	\$ 25,373,477	\$ 31,581,250	\$ 31,596,536	\$ 19,120,715	\$ 17,552,048	\$ 20,247,912
All Other Governmental Funds									
Reserved	\$ 2,047,663	\$ 3,700,446	\$ 7,460,160	\$ 4,849,182	\$ 3,937,185	\$ 4,557,831	\$ 8,589,758	\$ 2,746,482	\$ 2,135,629
Unreserved, reported in:									
Special Revenue Funds	16,905,510	19,489,756	23,511,440	32,379,697	42,435,093	52,150,351	42,334,363	36,340,905	45,135,614
Debt Service Funds	1,397,697	1,386,761	163,850	370,768	371,979	372,521	373,566	207,961	209,005
Capital Projects Funds	82,667,918	76,597,565	69,854,031	86,334,851	81,598,746	77,989,982	112,212,710	134,998,572	113,466,002
Total All Other Governmental Funds	\$ 103,018,788	\$ 101,174,528	\$ 100,989,481	\$ 123,934,498	\$ 128,343,003	\$ 135,070,685	\$ 163,510,397	\$ 174,293,920	\$ 160,946,250
Total Governmental Funds	\$ 120,065,789	\$ 120,047,663	\$ 120,843,721	\$ 149,307,975	\$ 159,924,253	\$ 166,667,221	\$ 182,631,112	\$ 191,845,968	\$ 181,194,162

Note: Accrual-basis financial information for the county government as a whole is available back to 2002 only, the year GASB Statement 34 was implemented.

Leon County, Florida
Changes in Fund Balances, Governmental Funds
Last Nine Fiscal Years
(modified accrual basis of accounting)

	2002	2003	2004	2005	2006	2007	2008	2009	2010
Revenue									
Taxes	\$ 101,613,025	\$ 108,155,609	\$ 119,560,738	\$ 122,344,535	\$ 131,913,482	\$ 141,757,619	\$ 142,652,861	\$ 149,799,408	\$ 140,896,114
Licenses and permits	2,153,872	2,801,794	2,909,283	3,039,082	3,420,929	3,584,575	2,997,349	2,314,004	2,512,356
Intergovernmental	25,799,167	27,096,639	28,749,578	29,887,472	30,577,525	31,043,122	27,935,341	29,980,527	40,663,458
Charges for services	16,932,535	27,049,959	20,857,272	31,992,852	51,393,147	32,683,456	47,039,788	27,505,832	22,018,179
Fines and forfeitures	3,033,118	2,600,032	2,197,259	517,198	1,073,818	1,132,530	1,076,135	844,213	708,454
Interest	4,956,065	3,001,170	2,346,722	4,465,723	9,067,852	10,538,320	7,103,114	7,231,659	4,939,347
Miscellaneous	3,872,542	3,424,778	4,762,834	6,080,785	3,504,402	2,968,078	5,590,374	5,093,852	9,561,022
Total Revenue	158,360,324	174,129,981	181,383,686	198,327,647	230,951,155	223,707,700	234,394,962	222,769,495	221,298,930
Expenditures									
Current:									
General government	30,327,027	50,450,137	34,827,817	38,395,075	42,869,327	43,625,812	35,444,524	32,852,534	35,475,718
Public safety	51,193,878	50,808,930	64,761,779	72,337,733	75,769,327	80,339,885	90,170,315	91,439,366	93,808,185
Physical environment	11,636,177	10,487,914	13,702,635	12,026,240	24,002,611	18,431,704	14,014,758	14,405,778	11,503,300
Transportation	30,864,515	36,685,728	18,963,533	20,370,441	36,331,835	19,583,848	18,313,212	20,079,089	28,921,563
Economic environment	2,800,497	3,187,330	3,876,691	4,811,071	5,940,020	8,294,551	7,356,917	7,168,254	5,280,589
Human services	7,312,927	8,443,422	9,024,536	10,779,520	9,208,522	10,645,376	10,301,354	8,910,308	9,286,607
Culture and Recreation	7,917,427	9,858,705	9,896,536	10,408,020	11,655,996	13,996,584	12,591,684	12,701,747	18,656,146
Judicial	10,939,572	11,366,696	11,938,996	7,137,702	9,598,540	11,676,571	20,359,240	17,445,856	18,299,801
Debt service:									
Principal retirement	8,472,363	8,825,390	9,181,848	3,878,367	4,235,000	4,730,311	4,985,882	5,214,498	5,461,384
Interest and fiscal charges	4,414,353	4,333,871	4,723,808	4,507,867	4,691,423	4,656,474	4,411,649	4,174,009	3,926,459
Other debt service costs	-	148,007	1,539	914,070	3,717	5,058	2,956	2,954	2,156
Total Expenditures	165,878,736	194,596,130	180,899,718	185,566,106	224,306,318	215,986,174	217,952,491	214,394,393	230,621,908
Excess of Revenues Over (Under) Expenditures	(7,518,412)	(20,466,149)	483,968	12,761,541	6,644,837	7,721,526	16,442,471	8,375,102	(9,322,978)
Other Financing Sources (Uses)									
Transfers in	71,220,681	67,017,665	76,460,248	82,881,428	90,865,159	101,772,258	134,502,104	122,892,730	95,636,525
Transfers out	(70,189,804)	(66,994,710)	(76,148,158)	(83,256,405)	(91,359,954)	(102,750,816)	(134,980,684)	(122,052,976)	(96,965,353)
Capital Lease	144,514	-	-	-	-	-	-	-	-
Refunding bonds issued	-	-	-	39,695,000	-	-	-	-	-
Premium on refunding bonds	-	-	-	971,498	-	-	-	-	-
Payment to refunding bond escrow agent	-	-	-	(39,588,808)	4,466,238	-	-	-	-
Bond proceeds	-	20,425,068	-	15,000,000	-	-	-	-	-
Total Other Financing Sources (Uses)	1,175,391	20,448,023	312,090	15,702,713	3,971,443	(978,556)	(478,580)	839,754	(1,328,828)
Net Changes in Fund Balances	\$ 4, (6,343,021)	\$ (18,126)	\$ 796,058	\$ 28,464,254	\$ 10,616,280	\$ 6,742,968	\$ 15,963,891	\$ 9,214,856	\$ (10,651,806)
Capital outlay in functional categories	\$ 12,119,672.00	\$ 31,252,391	\$ 15,571,843	\$ 17,134,984	\$ 46,271,140	\$ 21,896,061	\$ 19,038,376	\$ 10,905,371	\$ 22,159,935
Debt Service as a Percentage of Noncapital Expenditures	8.38%	8.15%	8.41%	5.52%	5.02%	4.84%	4.73%	4.62%	4.50%

Note: Accrual-basis financial information for the county government as a whole is available back to 2002 only, the year GASB Statement 34 was implemented.

Leon County, Florida
Assessed Valuation and Estimated Actual Values of Taxable Property
Last Ten Fiscal Years

Schedule 5

Fiscal Year	Tax Year	Assessed Value			Total Assessed Property Values	Estimated Actual Property Values ⁽²⁾	Exemptions ⁽³⁾			Taxable Assessed Value ⁽⁴⁾			Centrally Assessed Property	Total Taxable Assessed Value	Total Direct Tax Rate ⁽⁵⁾
		Real Property	Personal Property	Centrally Assessed ⁽¹⁾ Property			Real Property	Personal Property	Real Property	Personal Property	Real Property	Personal Property			
2001	2000	\$ 12,941,789,067	\$ 1,834,504,102	\$ 8,941,681	\$ 14,785,234,850	\$ 17,394,393,941	\$ 5,587,558,650	\$ 972,077,379	\$ 7,354,230,417	\$ 862,426,723	\$ 8,941,681	\$ 8,225,598,821	9.9700%		
2002	2001	\$ 13,652,109,507	\$ 1,776,963,035	\$ 7,575,192	\$ 15,436,637,734	\$ 18,160,750,275	\$ 5,817,294,764	\$ 876,795,489	\$ 7,834,814,743	\$ 900,157,546	\$ 7,575,192	\$ 8,742,547,481	9.9200%		
2003	2002	\$ 14,474,447,076	\$ 1,787,874,500	\$ 8,179,368	\$ 16,270,500,944	\$ 19,141,765,816	\$ 6,101,953,147	\$ 877,129,911	\$ 8,372,493,929	\$ 910,744,589	\$ 8,179,368	\$ 9,291,417,886	9.9100%		
2004	2003	\$ 15,712,709,137	\$ 1,819,807,564	\$ 12,801,025	\$ 17,545,317,726	\$ 20,641,550,266	\$ 6,692,834,857	\$ 896,023,826	\$ 9,019,874,280	\$ 923,783,738	\$ 12,801,025	\$ 9,956,459,043	9.1700%		
2005	2004	\$ 16,958,626,401	\$ 1,845,642,928	\$ 12,963,184	\$ 18,817,232,513	\$ 22,137,920,604	\$ 7,032,802,907	\$ 896,449,546	\$ 9,925,823,494	\$ 949,193,382	\$ 12,963,184	\$ 10,887,980,060	9.2600%		
2006	2005	\$ 19,200,111,507	\$ 2,098,600,249	\$ 9,034,302	\$ 21,307,746,058	\$ 25,067,936,539	\$ 7,797,945,956	\$ 1,021,129,837	\$ 11,402,165,551	\$ 1,077,470,412	\$ 9,034,302	\$ 12,488,670,265	9.1600%		
2007	2006	\$ 23,151,854,710	\$ 2,139,524,475	\$ 8,949,754	\$ 25,300,328,939	\$ 29,765,092,869	\$ 9,671,428,511	\$ 897,576,516	\$ 13,480,426,199	\$ 1,241,947,959	\$ 8,949,754	\$ 14,731,323,912	8.4900%		
2008	2007	\$ 25,569,225,899	\$ 2,198,959,663	\$ 9,495,498	\$ 27,777,681,060	\$ 32,679,624,776	\$ 10,494,296,524	\$ 899,575,258	\$ 15,074,929,375	\$ 1,299,384,405	\$ 9,495,498	\$ 16,383,809,278	7.7130%		
2009	2008	\$ 26,216,420,015	\$ 2,131,932,533	\$ 11,501,595	\$ 28,359,854,143	\$ 33,364,534,286	\$ 11,607,515,580	\$ 1,037,100,521	\$ 14,612,304,233	\$ 1,094,832,012	\$ 9,898,252	\$ 15,717,034,497	8.3500%		
2010	2009	\$ 23,755,423,636	\$ 2,133,429,936	\$ 4,635,305	\$ 25,893,488,877	\$ 30,462,928,091	\$ 14,399,541,731	\$ 1,995,401,830	\$ 13,555,036,125	\$ 1,070,446,507	\$ 3,381,294	\$ 14,628,863,926	8.3500%		

Source: Leon County Property Appraiser

Notes: (1) Centrally assessed property consists of railroad and telegraph systems which are assessed by the State of Florida.

(2) Based on Property Appraiser's estimate of assessed property valuation being 85% of market value.

(3) Exemptions that are allowed include those for government, qualified agricultural, religious, or other non-profit properties. There is a homestead exemption, with additional exemptions if a property owner is widowed, disabled, a veteran, or 65 or older. Exemptions also reflect the "Save Our Homes" Florida Constitutional Amendment. There are no exemptions for centrally assessed property.

(4) Taxable assessed value is the assessed value less applicable exemptions, and is subject to the direct tax rate.

(5) Tax Rate is per \$1,000 of value. See "Direct and Overlapping Property Tax Rates" for more information.

Leon County, Florida
 Direct and Overlapping Property Tax Rates
 Last Ten Fiscal Years
(rate per \$1,000 of assessed value)

Schedule 6

Fiscal Year	2001	2002	2003	2004	2005	2006	2007	2008	2009	2010
Tax Year ⁽¹⁾	2000	2001	2002	2003	2004	2005	2006	2007	2008	2009
Board of County Commissioners:										
General Fund	8.5800	8.5700	8.5600	8.5500	8.5400	8.5400	7.9900	7.2130	7.8500	7.8500
County Fire MSTU	1.3900	1.2900	1.2900	-	-	-	-	-	-	-
County Health MSTU	-	0.0600	0.0600	0.1200	0.2200	0.1200	0.0000	0.0000	0.0000	0.0000
Emergency Medical Services	-	-	-	0.5000	0.5000	0.5000	0.5000	0.5000	0.5000	0.5000
Total Direct County	9.9700	9.9200	9.9100	9.1700	9.2600	9.1600	8.4900	7.7130	8.3500	8.3500
District School System:										
District School Operating	8.6630	8.6100	8.7460	8.4170	8.3490	8.0140	7.9200	7.4450	7.5960	7.7920
District School Debt Service	0.9490	0.9180	0.8640	0.8070	0.7260	0.6520	0.5360	0.4770	0.2240	0.0000
Total School System	9.6120	9.5280	9.6100	9.2240	9.0750	8.6660	8.4560	7.9220	7.8200	7.7920
Special Districts:										
Falls Chase Special Taxing District	-	-	-	-	-	-	-	-	-	-
Independent Special Service District:										
NW Florida Water Management District	0.0500	0.0500	0.0500	0.0500	0.0500	0.0500	0.0500	0.0450	0.0450	0.0450
Downtown Improvement Authority	1.0000	1.0000	1.0000	1.0000	1.0000	1.0000	1.0000	1.0000	1.0000	1.0000
Municipalities:										
Tallahassee	3.2000	3.2000	3.2000	3.7000	3.7000	3.7000	3.7000	3.1686	3.2115	3.7000

Sources: Leon County Property Appraiser
 Leon County Tax Collector

⁽¹⁾ - The taxes for a tax year is based on the value as of January 1. For example, the taxes levied for the 2006 tax year Ad Valorem Assessment Roll of Leon County is due beginning November 2006. Likewise, the tax rates are applicable to the 2006 tax rolls. Taxes paid based on this will be paid during the following fiscal year, which would be FY 2007.

Leon County, Florida
Principal Property Taxpayers
Current Year and Nine Years Ago

Schedule 7

Taxpayer	2010			2001		
	Total Assessed Value	Rank	Percentages of Total Net Assessed Value	Total Assessed Value	Rank	Percentages of Total Net Assessed Valuation
Sprint-Florida, Inc./EMBARQ	\$ 191,282,124	1	1.32%	\$ 145,866,401	1	0.99%
Smith Interest General Partnership (Governor's Square Mall)	133,309,074	2	0.92%	53,291,304	3	0.36%
Tallahassee Medical Center, Inc	69,015,314	3	0.48%			
DRA CRT Kogerama Land, LLC	67,335,771	4	0.47%			
Talquin Electric Coop, Inc.	66,017,557	5	0.46%	79,539,751	2	0.54%
Florida Gas Transmission Co.	59,777,739	6	0.41%			
St. Joe Company	57,105,164	7	0.39%			
Wal-Mart Stores, Inc.	56,708,861	8	0.39%	24,495,295	9	0.17%
Comcast Cablevision, Inc.	45,100,353	9	0.31%	27,651,300	6	0.19%
City of Tallahassee	37,908,249	10	0.26%			
Capital City Bank				24,622,135	8	0.17%
J A Stiles III, Etal, Trust (Tallahassee Mall)				39,135,430	5	0.27%
Koger Equity, Inc.				50,325,932	4	0.34%
Elman Tallahassee Properties, Inc.				20,999,910	10	0.14%
Blairstone Properties, LLC				27,258,500	7	0.19%
Total Principal Property Taxpayers Real Property Assessed Valuation	<u>\$ 783,560,206</u>		<u>5.42%</u>	<u>\$ 493,185,958</u>		<u>3.36%</u>
Total County Taxable Valuation	<u>\$ 14,457,690,635</u>			<u>\$ 14,684,025,722</u>		

Source: Leon County Property Appraiser's Office

Leon County, Florida
Property Tax Levies and Collections
Last Ten Fiscal Years

Schedule 8

Fiscal Year	Tax Year ⁽¹⁾	Taxes Levied for the Fiscal Year	Collected within the Fiscal Year of the Levy		Collections in Subsequent Years ⁽²⁾	Total Collections to Date	
			Amount	Percentage of Levy		Amount	Percentage of Levy
2001	2000	\$ 70,608,590	\$ 67,844,565	96.09%	\$ 340,589	\$ 68,185,154	96.57%
2002	2001	\$ 74,923,645	\$ 69,926,009	93.33%	\$ 2,480,376	\$ 72,406,385	96.64%
2003	2002	\$ 79,534,537	\$ 74,186,536	93.28%	\$ 2,656,109	\$ 76,842,646	96.62%
2004	2003	\$ 85,146,234	\$ 79,800,210	93.72%	\$ 2,203,172	\$ 82,003,382	96.31%
2005	2004	\$ 92,983,355	\$ 89,688,628	96.46%	\$ (9,465)	\$ 89,679,163	96.45%
2006	2005	\$ 107,715,634	\$ 102,485,244	95.14%	\$ (40,217)	\$ 102,445,027	95.11%
2007	2006	\$ 117,708,558	\$ 113,207,395	96.18%	\$ 20,183	\$ 113,227,578	96.19%
2008	2007	\$ 118,178,924	\$ 112,348,176	95.07%	\$ 182,859	\$ 112,531,035	95.22%
2009	2008	\$ 123,378,740	\$ 118,054,500	95.68%	\$ 256,364	\$ 118,310,864	95.89%
2010	2009	\$ 114,836,598	\$ 110,094,266	95.87%	\$ -	\$ 110,094,266	95.87%

Notes: Property taxes become due and payable on November 1 of each year. A four percent discount is allowed if the taxes are paid in November, with the discount declining by one percent each thereafter. Accordingly, taxes collected will never be 100 percent of tax levy. Taxes become delinquent on April 1 of each year and tax certificates for the full amount of any unpaid taxes and assessments must be sold not later than June 1 each year.

⁽¹⁾ - The taxes for a tax year is based on the value as of January 1. Those taxes become due and payable on November 1 of each year. Therefore, the taxes levied for the 2007 tax year Ad Valorem Assessment Roll of Leon County is due beginning November 2007. Taxes paid based on this will be paid during the following fiscal year, 2007-2008.

⁽²⁾ - In anticipation of the implementation of GASB 44, we modified our system to begin separately tracking delinquent taxes by levy year. As a result, this detailed information has been provided effective with the 2002 year. Before this date, this column represents the total amount of collection of delinquent taxes for all prior years.

Source: Leon County Property Appraiser/ Leon County Tax Collector

Leon County, Florida
Ratios of Outstanding Debt by Type
Last Ten Fiscal Years

Schedule 9

Year	Governmental Activities				Total Primary Government	Percentage of Personal Income ⁽¹⁾	Debt Per Capita ⁽¹⁾
	General Obligation Bonds	Revenue Bonds	Capital Leases	Notes Payable			
2001	-	\$ 94,915,000	\$ 2,011,500	\$ -	\$ 96,926,500	1.49%	397
2002	-	\$ 86,470,000	\$ 117,151	\$ -	\$ 86,587,151	1.30%	349
2003	-	\$ 98,110,000	\$ 81,761	\$ -	\$ 98,191,761	1.43%	384
2004	-	\$ 88,965,000	\$ 44,913	\$ -	\$ 89,009,913	1.22%	337
2005	-	\$ 101,990,000	\$ 6,546	\$ -	\$ 101,996,546	1.30%	376
2006	-	\$ 97,755,000	\$ -	\$ 4,466,238	\$ 102,221,238	1.19%	375
2007	-	\$ 93,305,000	\$ -	\$ 4,185,927	\$ 97,490,927	1.08%	357
2008	-	\$ 88,630,000	\$ -	\$ 3,875,045	\$ 92,505,045	0.97%	337
2009	-	\$ 83,730,000	\$ -	\$ 3,560,547	\$ 87,290,547	**	318
2010	-	\$ 78,595,000	\$ -	\$ 3,246,049	\$ 81,841,049	**	297

⁽¹⁾ - Personal Income Information and Population Information is available on Schedule 14 - Demographic and Economic Statistics.

** - Personal income data was not available.

Leon County, Florida
 Direct and Overlapping Governmental Activities Debt
 As of September 30, 2010

Schedule 11

Governmental Unit	Debt Outstanding	Estimated Percentage Applicable	Estimated Share of Direct and Overlapping Debt
Overlapping debt			
City of Tallahassee	\$ 106,905,000	100.00%	\$ 106,905,000
Leon County School Board	21,215,177	100.00%	<u>21,215,177</u>
Subtotal, overlapping debt			128,120,177
Direct debt			<u>78,595,000</u>
Total direct and overlapping debt			<u>\$ 206,715,177</u>

Note: All of the County's direct debt is non self-supporting revenue debt; the County has no general obligation debt.

Source: Debt outstanding data provided by each governmental unit.

Leon County, Florida
Pledged Revenue Coverage
Last Ten Fiscal Years

Schedule 13

Fiscal Year	Pledged Revenues	Debt Service Requirements										Total	Debt Coverage
		2005	2003A	2003B	1999	1998A	1998B	1997	1993	1988	St. Revenue		
2001	\$ 17,153,805	\$ -	\$ -	\$ -	\$ 1,726,887	\$ 485,500	\$ 2,871,238	\$ 565,622	\$ 1,169,097	\$ 537,548	\$ 5,170,483	\$ 12,526,375	1.37
2002	\$ 17,572,702	\$ -	\$ -	\$ -	\$ 1,717,958	\$ 485,500	\$ 2,873,800	\$ 564,873	\$ 437,593	\$ 1,272,098	\$ 5,501,996	\$ 12,853,817	1.37
2003	\$ 18,928,403	\$ -	\$ 112,499	\$ 192,149	\$ 1,728,558	\$ 485,500	\$ 2,872,163	\$ 563,433	\$ 1,705,093	\$ -	\$ 5,460,389	\$ 13,119,782	1.44
2004	\$ 20,368,915	\$ -	\$ 352,170	\$ 601,510	\$ 1,718,003	\$ 485,500	\$ 2,871,325	\$ 566,282	\$ 1,712,443	\$ -	\$ 5,558,844	\$ 13,866,077	1.47
2005	\$ 22,175,386	\$ 1,006,208	\$ 352,170	\$ 601,510	\$ 1,107,093	\$ 242,750	\$ 2,876,025	\$ 451,099	\$ 1,709,903	\$ -	\$ -	\$ 8,346,758	2.66
2006	\$ 22,234,394	\$ 2,552,175	\$ 352,170	\$ 601,510	\$ 490,205	\$ -	\$ 2,880,738	\$ 340,170	\$ 1,709,455	\$ -	\$ -	\$ 8,926,423	2.49
2007	\$ 14,673,592	\$ 2,552,175	\$ 352,170	\$ 601,510	\$ 498,325	\$ -	\$ 2,870,200	\$ 340,600	\$ 1,714,375	\$ -	\$ -	\$ 8,929,355	1.64
2008	\$ 14,179,662	\$ 2,896,537	\$ 352,170	\$ 601,510	\$ 2,200,275	\$ -	\$ 2,874,937	\$ -	\$ -	\$ -	\$ -	\$ 8,925,429	1.59
2009	\$ 12,745,692	\$ 2,894,887	\$ 352,170	\$ 601,510	\$ 2,206,039	\$ -	\$ 2,873,900	\$ -	\$ -	\$ -	\$ -	\$ 8,928,506	1.43
2010	\$ 12,332,062	\$ 5,097,075	\$ 352,170	\$ 601,510	\$ -	\$ -	\$ 2,877,088	\$ -	\$ -	\$ -	\$ -	\$ 8,927,843	1.38

NOTE: Pledged Revenues for the 1993 and 1997 Bonds include Race Track Funds, County Officers Excess Fees, License Revenue from State, Landfill Net Operating Revenues, Forestry Receipts, Electric Franchise Fees, Sheriff's Fees, and Local Government Half-Cent Sales Tax.

Leon County, Florida
Demographic and Economic Statistics
Last Ten Fiscal Years

Schedule 14

Year	Population ⁽¹⁾	Personal Income ⁽²⁾ <i>(thousands of dollars)</i>	Per Capita Income ⁽²⁾	Public School Enrollment ⁽³⁾	Unemployment Rate ⁽⁴⁾		
					Leon County	Florida	United States
2001	244,208	\$ 6,517,209	\$ 27,248	30,064	3.5%	4.7%	4.7%
2002	248,039	\$ 6,659,704	\$ 27,783	31,855	4.3%	5.7%	5.8%
2003	255,500	\$ 6,856,523	\$ 28,252	32,194	4.0%	5.3%	6.0%
2004	263,896	\$ 7,301,074	\$ 29,959	31,878	3.7%	4.7%	5.5%
2005	271,111	\$ 7,861,004	\$ 32,188	32,316	3.2%	3.8%	5.1%
2006	272,497	\$ 8,566,531	\$ 33,216	32,383	2.7%	3.3%	4.6%
2007	272,896	\$ 8,999,722	\$ 34,332	32,472	2.9%	3.8%	4.6%
2008	274,892	\$ 9,499,138	\$ 35,900	32,537	5.4%	7.8%	7.1%
2009	274,803	N/A ⁽⁵⁾	N/A ⁽⁵⁾	32,708	*	7.7%	11.6%
2010	275,800	N/A ⁽⁵⁾	N/A ⁽⁵⁾	33,326	*	8.3%	11.6%

- Notes: (1) Source: Florida Research and Economic Database: U.S. Department of Commerce, Bureau of the Census and University of Florida - Bureau of Economic and Business Research
(2) Source: Florida Research and Economic Database: U.S. Department of Commerce, Bureau of Economic Analysis
(3) Source: Florida Department of Education: Education Information & Accountability Services
(4) Source: Florida Research and Economic Database: U.S. Department of Labor, Bureau of Labor Statistics; Florida Agency for Workforce Innovation: Labor Market Statistics, Local Area Unemployment Statistics Program
(5) Information is not available.
* Unemployment rates are preliminary calculations.

Leon County, Florida
Principal Employers
Current Year and Nine Years Ago

Schedule 15

Employer	2010			2001		
	Employees	Rank	Percentage of Total Employment	Employees	Rank	Percentage of Total Employment
State of Florida	30,918	1	20.47%	27,087	1	20.24%
Florida State University	8,987	2	5.95%	11,658	2	8.71%
Leon County Schools	4,162	3	2.76%	4,500	3	3.36%
Tallahassee Memorial HealthCare	3,060	4	2.03%	3,700	4	2.77%
City of Tallahassee	2,711	5	1.79%	2,238	6	1.67%
Florida A&M University	2,468	6	1.63%	3,312	5	2.48%
Publix Super Markets	2,087	7	1.38%	2,065	7	1.54%
Leon County	1,918	8	1.27%			
Wal-Mart	1,900	9	1.26%			
ACS	852	10	0.56%			
McKenzie Tank Lines				950	10	0.71%
Tallahassee/Leon County Civic Center				1,036	9	0.77%
Governor's Square Mall				1,500	8	1.12%
Total Top Ten Employers	<u>59,063</u>		<u>39.10%</u>	<u>58,046</u>		<u>43.38%</u>
Total Employment within Leon County	<u>151,052</u>		<u>100.00%</u>	<u>133,807</u>		<u>100.00%</u>

Sources:

Tallahassee Chamber of Commerce
Tallahassee Leon County Economic Development Council
Florida State University, Office of Institutional Research, Fact Sheet
FL DOE, EIAS Publications
State of Florida, Department of Management Services, People First Data Warehouse

Leon County, Florida
 Full-Time Equivalent County Government Employees by Function/Program
 Last Seven Fiscal Years

Schedule 16

<u>Function/Program</u>	<u>2004</u>	<u>2005</u>	<u>2006</u>	<u>2007</u>	<u>2008</u>	<u>2009</u>	<u>2010</u>
Governmental Activities							
Legislative/Administrative:							
County Commission	14	14	14	14	14	14	14
County Attorney Administration	12	12	13	13	12	12	10
Other	4	4	4	4	4	6	5
Other	23	23	23	23	22	19	19
Constitutional:							
Clerk of Circuit Court (non court related beginning 2005)	180.5	25	26	26	26	26	26
Property Appraiser	51	56	57	58	58	56	54
Supervisor of Elections	14	16	16	17	17	17	17
Tax Collector	85	85	86	86	86	86	86
Public Safety:							
Sheriff	610	615	622	640	641	640	637
Public Services:							
EMS	77	77	85	94.1	95.5	103.85	111.35
Other	73.92	71.92	74.17	75.18	67.18	72.18	88.18
Management Services	136	140	140.5	150	150	147	144
Growth & Environmental Management	66	64	65	69	69	68	59
Public Works	195	195	195.5	196	196	190	190
Culture/Recreation:							
Libraries	115.2	115.2	115.2	115.2	115.7	109.7	103.7
Parks	19.5	19.5	24	25	25	25	25
Court Related	7	7	6	6	7	11	10.5
Court Related-Clerk's Office		156.5	156.5	156.5	156.5	156.5	143
Business-Type Activity							
Physical Environment:							
Solid Waste	42.5	43.5	46.5	47	47	47	40
Leon County Total	<u>1,725.62</u>	<u>1,739.62</u>	<u>1,769.37</u>	<u>1,814.98</u>	<u>1,808.88</u>	<u>1,806.23</u>	<u>1,782.73</u>

Source: Leon County Annual Budget
 Note: Data for prior three years is not currently available.

Leon County, Florida
 Operating Indicators by Function/Program
 Last Seven Fiscal Years

Schedule 17

<u>Function/Program</u>	<u>2004</u>	<u>2005</u>	<u>2006</u>	<u>2007</u>	<u>2008</u>	<u>2009</u>	<u>2010</u>
<u>General Government</u>							
Community Development:							
Building permits issued	-	3,145	3,191	3,033	3,437	2,890	3,189
Environmental inspections performed	30,798	40,968	31,902	32,042	27,720	30,369	25,418
Public Safety:							
EMS:							
E-911 calls processed	24,910	27,235	28,084	29,246	30,815	30,719	31,076
Transports made	-	17,517	18,605	19,710	21,203	21,780	22,144
Sheriff Department:							
Warrants served	2,946	5,734	4,691	4,785	4,881	6,858	6,995
Civil processes served	25,576	28,740	29,326	29,913	32,570	35,404	36,112
Follow-up criminal investigations conducted	7,250	8,850	8,130	8,250	10,882	8,882	11,781
Transportation:							
Repair sign panels	5,256	5,474	8,208	7,000	7,000	7,000	7,000
Asphalt road repairs (tons)	1,166	1,250	1,270	1,000	1,250	1,200	1,250
Human Services:							
Number of emergency services provided	227	220	230	200	218	200	104
Health Services:							
Number of clients provided health services	7,188	6,842	5,000	5,000	10,857	17,219	8,000
Animal Services:							
Requests for services	7,800	7,540	7,718	7,800	8,786	10,113	10,115
Responded to reported animal cruelty complaints	-	292	215	220	387	426	413
Culture/Recreation:							
Libraries:							
Number of cardholders	113,430	130,417	147,825	163,508	177,952	195,623	209,325
Items available for circulation	-	2,036,550	2,031,326	2,071,953	2,071,953	1,823,319	1,823,319
Number of library visits	-	1,151,712	1,188,542	1,212,313	1,212,313	1,066,835	1,098,840
Parks and Recreation:							
Number of community parks	11	11	14	14	14	17	18
Number of boat landings	25	22	22	22	23	23	23
Number of sports facilities	8	8	8	8	8	8	8
Number of campgrounds	3	3	3	3	3	3	3
Number of community centers	5	5	5	5	5	5	5
Number of greenways	2	2	2	2	2	2	2
Number of youth participating in sports activities	2,984	3,516	4,290	4,500	2,975	2,810	2,950
Court Related:							
Probation and Pre-trial Release:							
Supervision of defendants through GPS program	-	358/month	300/month	300/month	64/month	524/month	464/month
<u>Business-Type Activity</u>							
Environment:							
Solid Waste:							
Annual tonnage processed at Transfer Station	184,456	181,656	188,542	192,313	189,000	175,000	184,971
Tons of materials recycled annually	1,717	1,562	1,530	1,700	1,720	1,879	1,515
Stormwater Maintenance:							
Cleaning and reshaping of roadside ditches	177,193	225,000	225,000	225,000	225,000	225,000	225,000
Hazardous Waste:							
Total lbs of hazardous material processed	15,620	499,990	390,000	390,000	387,130	560,000	925,000
Petroleum storage tanks inspected	530	520	590	590	540	540	540
Water quality sampled and analyzed	3,658	3,600	3,600	3,600	8,751	10,203	10,332

Sources: Leon County Annual Budgets and Leon County Annual Reports

Note: Data for the prior three years is not currently available. In some cases, statistics for 2010 are estimates.

Leon County, Florida
 Capital Asset Statistics by Function/Program
 Last Seven Fiscal Years

Schedule 18

<u>Function/Program</u>	<u>2004</u>	<u>2005</u>	<u>2006</u>	<u>2007</u>	<u>2008</u>	<u>2009</u>	<u>2010</u>
<u>General Government</u>							
Building and Grounds:							
Total square footage of facilities maintained	1,289,351	1,289,351	1,312,684	1,312,684	1,345,648	1,320,894	1,347,018
Vehicles	205	213	158	177	221	21	21
Heavy Equipment Vehicles	60	63	79	87	85	0	4
Public Safety							
Sheriff Department:							
Vehicles	53	63	70	73	107	64	32
Transportation							
Road and Bridge:							
Bridges Maintained	16	16	16	31	31	31	31
Vehicles	14	14	14	24	15	12	2
Culture/Recreation							
Libraries:							
Locations	5	5	5	6	6	6	6
Parks and Recreation:							
Number of County Parks	36	36	36	53	35	35	35
Acreage	2,141.6	2,159.14	2,527.84	2,843.00	2,970.00	3,298.15	3,439.49
<u>Business-Type Activity</u>							
Physical Environment							
Solid Waste:							
Vehicles	9	9	9	13	15	18	17
Heavy Equipment Vehicles	6	8	15	13	16	14	20
Landfill:							
Landfill acres	178	178	178	178	178	178	178

Sources: Leon County Annual Budgets and Leon County Annual Reports, Asset Information Files, and Departmental Records

Note: Data for prior three years is not currently available.