

COMPREHENSIVE ANNUAL FINANCIAL REPORT



FOR THE FISCAL YEAR
ENDING SEPTEMBER 30, 2008



Leon County, Florida



Comprehensive Annual Financial Report *For The Fiscal Year Ended September 30, 2008*

Prepared by the
Department of Finance

Introductory Section

TABLE OF CONTENTS

I. INTRODUCTORY SECTION

Title Page	<i>i</i>
Table of Contents	<i>ii</i>
Principal Officers	<i>v</i>
Organizational Charts	<i>vi</i>
Letter of Transmittal	<i>xii</i>
Statement of Responsibility	<i>xxii</i>
Certificate of Achievement for Excellence in Financial Reporting.....	<i>xxiii</i>

II. FINANCIAL SECTION

Independent Auditors' Report	1
Management's Discussion and Analysis	3

Basic Financial Statements:

Government-wide Financial Statements:

Statement of Net Assets	12
Statement of Activities.....	13

Fund Financial Statements:

Governmental Fund Financial Statements:

Balance Sheet – Governmental Funds	15
Reconciliation of the Balance Sheet of Governmental Funds to the Statement of Net Assets	17
Statement of Revenues, Expenditures, and Changes in Fund Balances – Governmental Funds	18
Reconciliation of the Statement of Revenues, Expenditures, and Changes in Fund Balances of Governmental Funds to the Statement of Activities.....	20
Statement of Revenues, Expenditures, and Changes in Fund Balances – Budget and Actual for Major Funds with Annually Appropriated Budgets:	
General Fund.....	21
Fine and Forfeiture Fund	22
Grants Fund.....	23
Special Assessment Paving Fund	24

Proprietary Fund Financial Statements:

Statement of Net Assets – Proprietary Funds	25
Statement of Revenues, Expenses and Changes in Net Assets – Proprietary Funds.....	26
Statement of Cash Flows – Proprietary Funds.....	27

Fiduciary Fund Statements:

Statement of Fiduciary Net Assets – Agency Funds	29
--	----

Notes to Financial Statements.....	30
------------------------------------	----

Supplementary Information:

Combining and Individual Funds Statements and Schedules:

General Fund Combining Schedules:

Combining Balance Sheet – General Fund	81
Combining Schedule of Revenues, Expenditures, and Changes in Fund Balances – General Fund	83
Nonmajor Governmental Funds:	
Combining Balance Sheet – Nonmajor Governmental Funds	85
Combining Statement of Revenues, Expenditures and Changes in Fund Balances – Nonmajor Governmental Funds	86
Nonmajor Special Revenue Funds:	
Descriptions	87
Combining Balance Sheet - Nonmajor Special Revenue Funds	91
Combining Statement of Revenues, Expenditures and Changes in Fund Balances – Nonmajor Special Revenue Funds	98
Schedule of Revenues, Expenditures, and Changes in Fund Balances – Budget and Actual for Nonmajor Special Revenue Funds	105
Nonmajor Debt Service Funds:	
Descriptions	130
Combining Balance Sheet – Nonmajor Debt Service Funds	131
Combining Statement of Revenues, Expenditures, and Changes in Fund Balances – Nonmajor Debt Service Funds	133
Schedule of Revenues, Expenditures, and Changes in Fund Balance – Budget and Actual for Debt Service Funds	135
Nonmajor Capital Projects Funds:	
Descriptions	142
Combining Balance Sheet – Nonmajor Capital Projects Funds	144
Combining Statement of Revenues, Expenditures and Changes in Fund Balances – Nonmajor Capital Projects Funds	147
Schedule of Revenues, Expenditures, and Changes in Fund Balances – Budget and Actual for Capital Projects Funds	150
Nonmajor Proprietary Funds:	
Enterprise Funds Descriptions	161
Internal Service Funds:	
Descriptions	162
Combining Statement of Net Assets – Internal Service Funds	163
Combining Statement of Revenues, Expenses and Changes in Net Assets – Internal Service Funds	164
Combining Statement of Cash Flows – Internal Service Funds	165
Trust and Agency Fiduciary Funds:	
Descriptions	167
Combining Statement of Fiduciary Net Assets – Agency Funds	168
Combining Statement of Changes in Fiduciary Assets and Liabilities – Agency Funds	169

III. STATISTICAL INFORMATION

See Statistical Section for Table of Contents

LEON COUNTY, FLORIDA

PRINCIPAL OFFICERS

BOARD OF COUNTY COMMISSIONERS

Jane G. Sauls - Chairman - District 2
Bryan Desloge - Vice Chairman - District 4
William G. (Bill) Proctor, Jr. - District 1
John E. Dailey - District 3
Bob Rackleff - District 5
Ed DePuy - At-Large
Cliff Thael - At-Large

COUNTY ADMINISTRATOR

Parwez Alam

COUNTY ATTORNEY

Herbert W.A. Thiele

TAX COLLECTOR

Doris Maloy

SHERIFF

Larry Campbell

PROPERTY APPRAISER

Bert Hartsfield

SUPERVISOR OF ELECTIONS

Ion Sancho

**CLERK OF THE CIRCUIT/COUNTY COURTS
AND
CLERK TO BOARD OF COUNTY COMMISSIONERS**

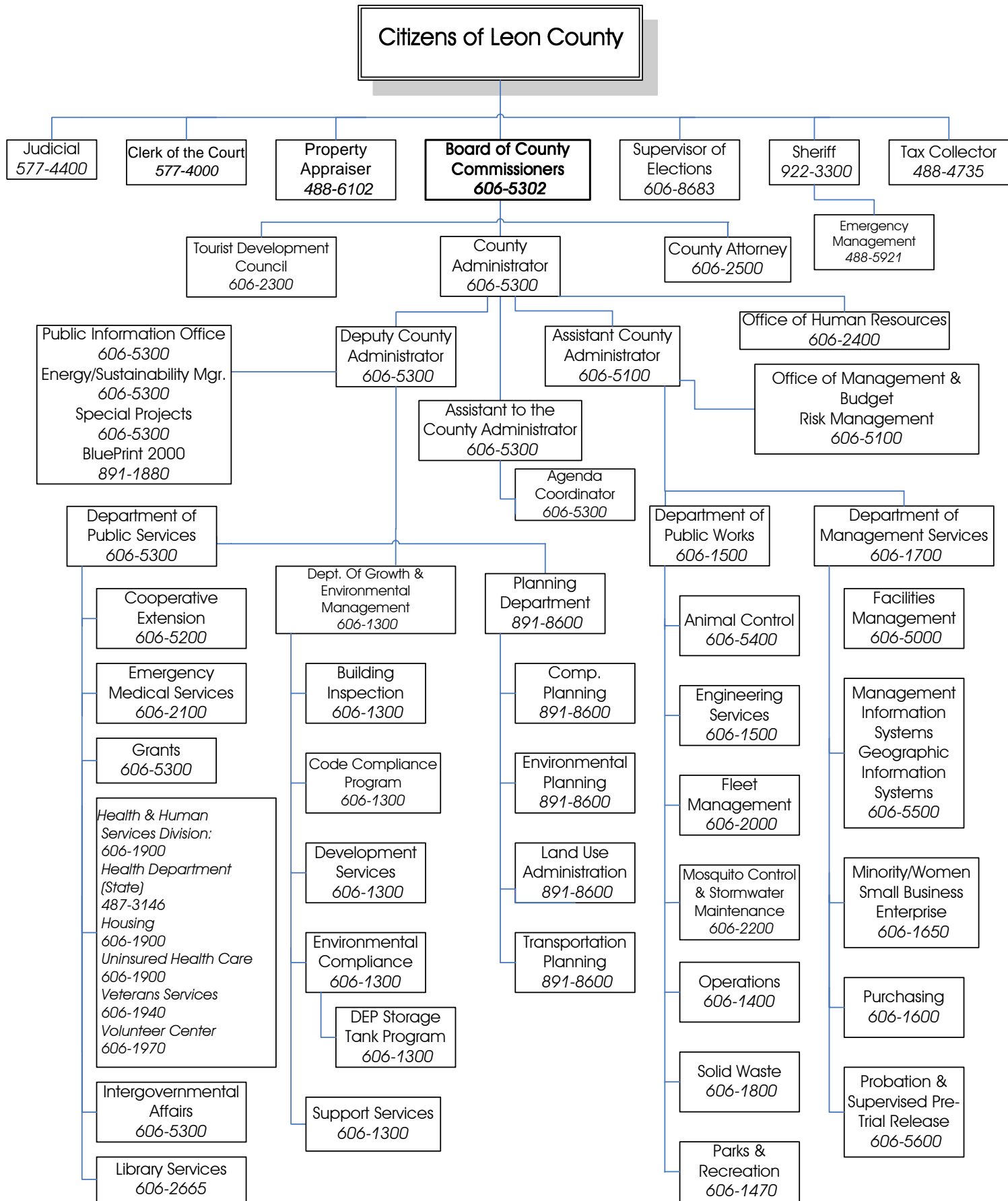
Robert B. (Bob) Inzer

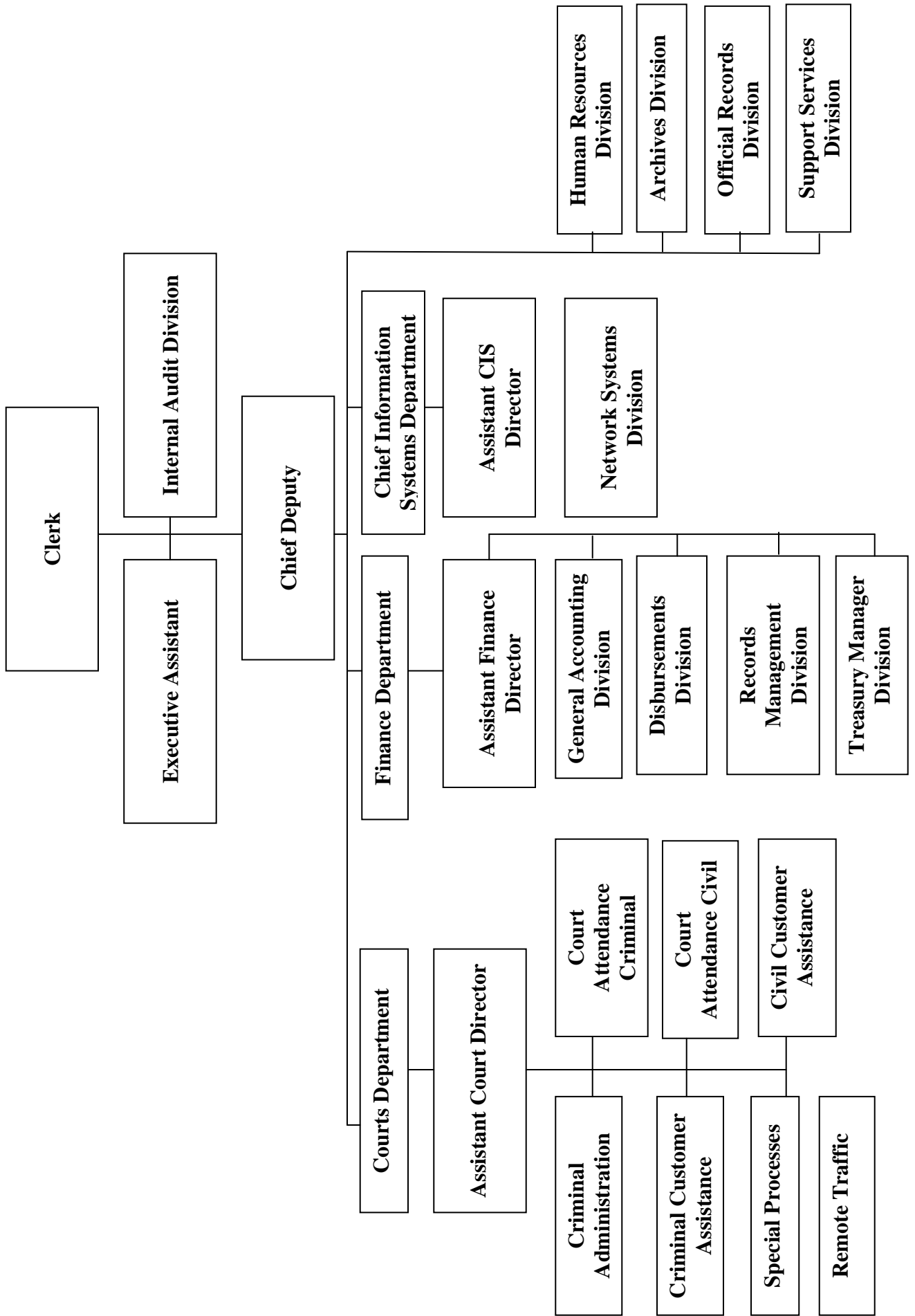
DIRECTOR OF FINANCE

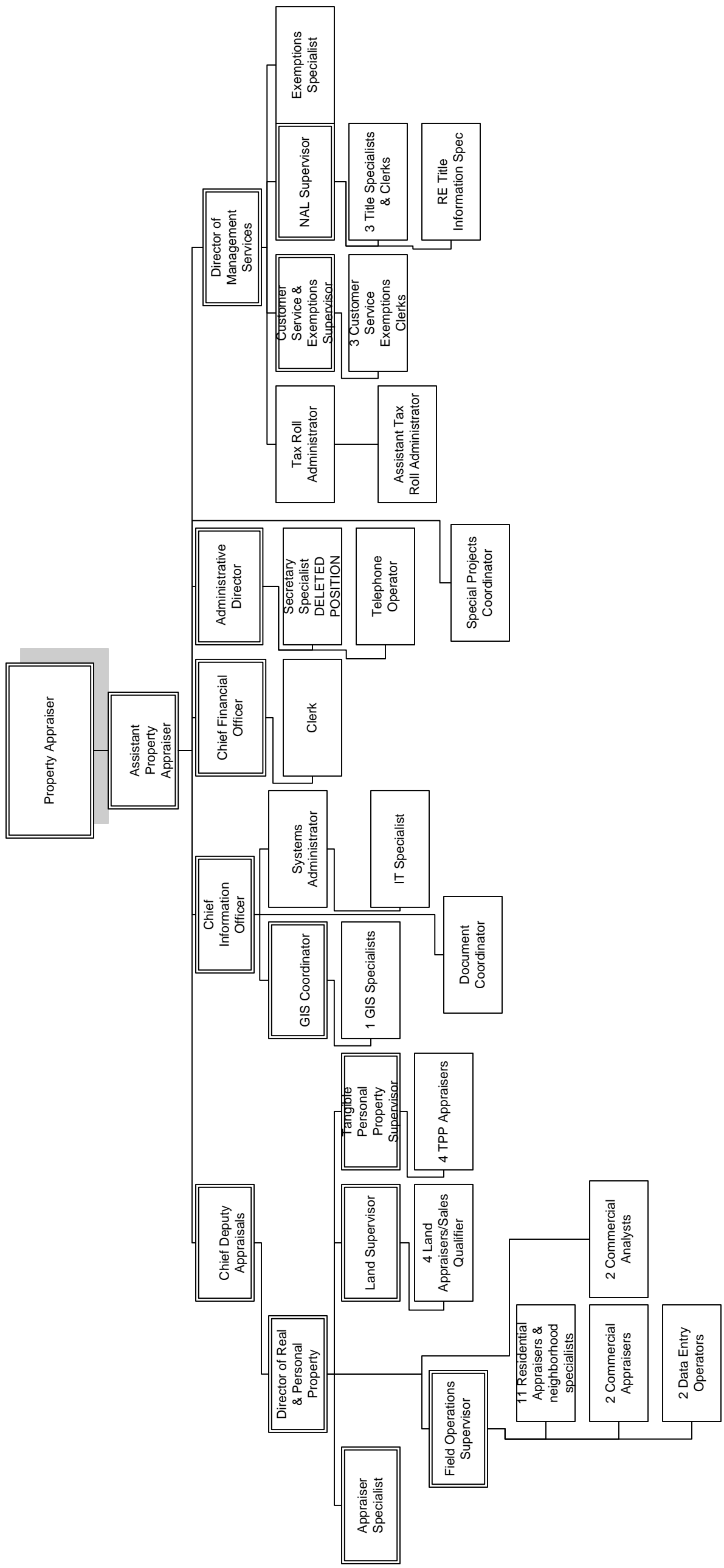
David C. Reid, CPA

ASST. FINANCE DIRECTOR

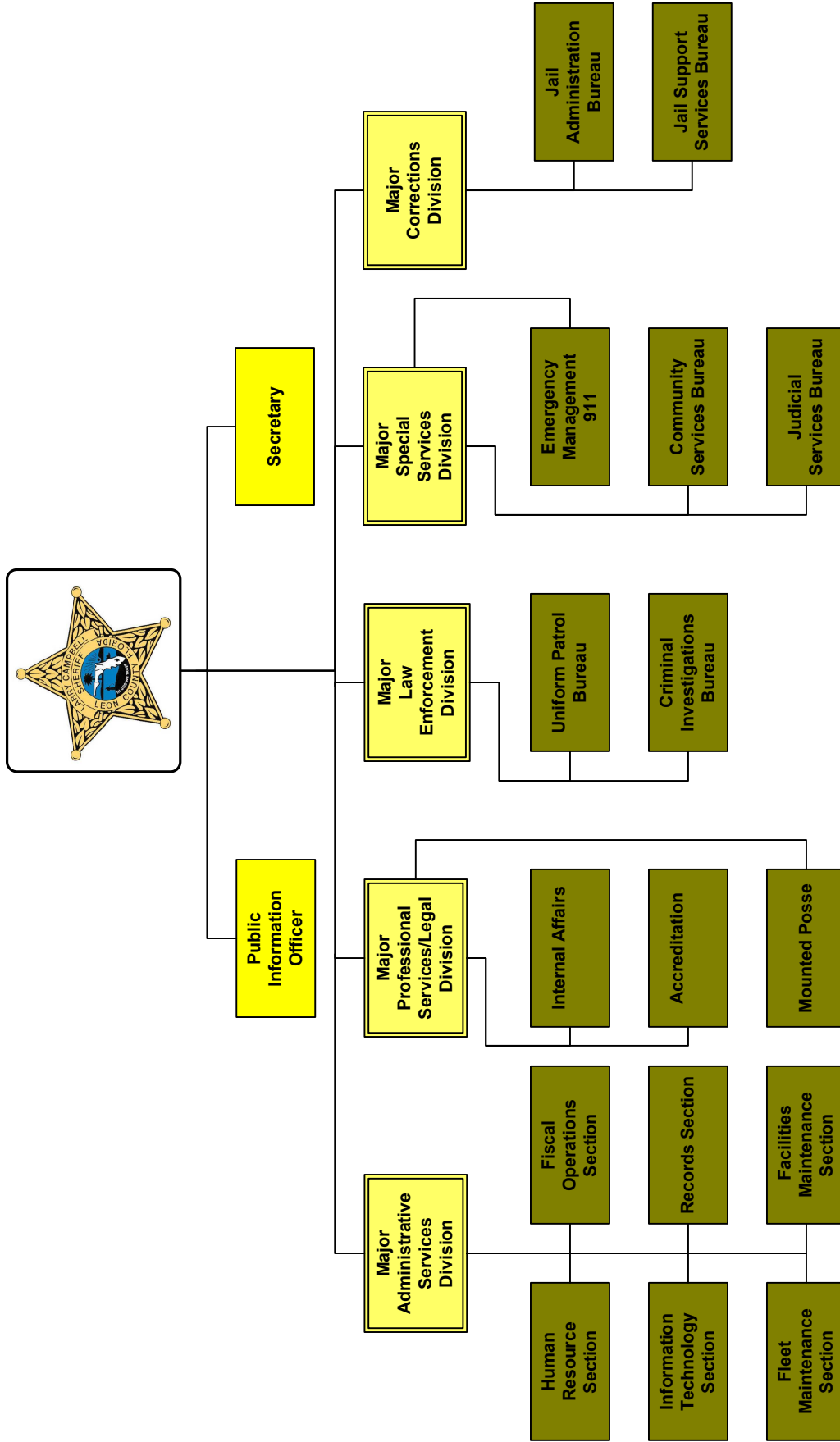
Betsy Coxen, CPA, CGFO



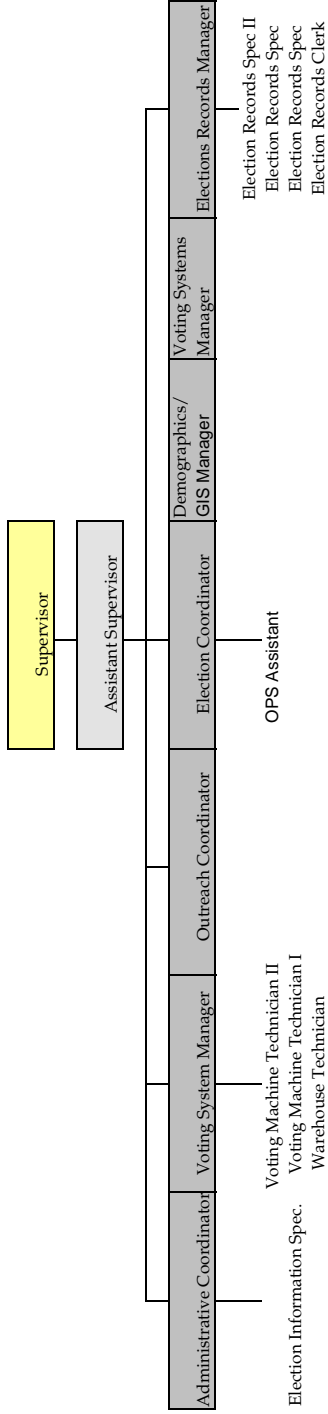




LEON COUNTY SHERIFF'S OFFICE

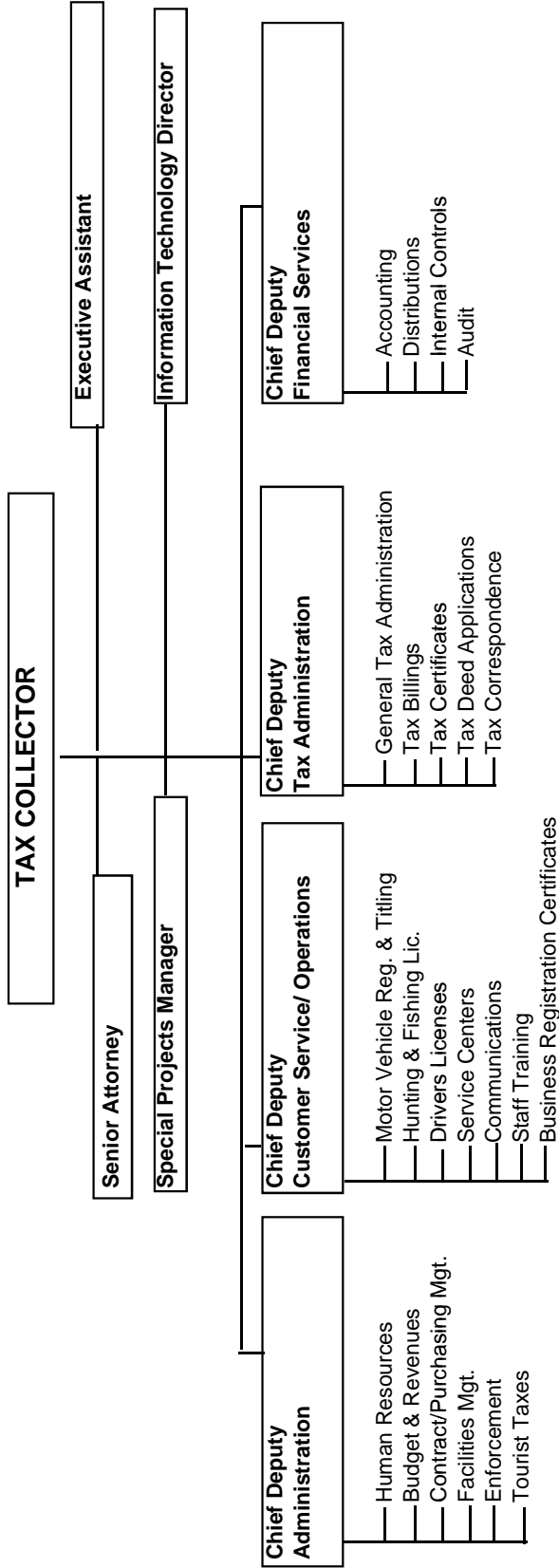


LEON COUNTY SUPERVISOR OF ELECTIONS
ORGANIZATIONAL CHART



All positions shaded are Senior Management
Senior Management positions supervise
ops positions during elections cycles as needed

LEON COUNTY TAX COLLECTOR
Organizational Chart Summary





Bob Inzer

Clerk of Circuit Court

Clerk of Courts ▪ Clerk of County Commission ▪ Auditor ▪ Treasurer ▪ Recorder ▪ Custodian of County Funds

March 16, 2009

To the Honorable Board of
County Commissioners and to the
Citizens of Leon County
Leon County, Florida

The Comprehensive Annual Financial Report (CAFR) of Leon County (the County) for the fiscal year ended September 30, 2008, is respectfully submitted. State law requires that a complete set of financial statements be published within one year of the fiscal year end and presented in conformance with Generally Accepted Accounting Principles (GAAP) as applicable to governmental entities and audited in accordance with generally accepted auditing standards by licensed independent certified public accountants. This report is being issued in fulfillment of these statutory requirements.

This report was prepared by the Finance Department of the Clerk of the Circuit Court (as part of the Clerk's legally prescribed duties as the Chief Financial Officer of the County), as such the Clerk and his staff are responsible for the contents of this CAFR. We believe the financial and statistical information presented is accurate in all material respects, and is set forth in a manner designed to present fairly the financial position and results of operations of the County as measured by the financial activity of its various funds. The report contains all of the disclosures necessary to enable the reader to gain the maximum understanding of the County's financial affairs.

The County established a comprehensive internal control framework to provide reasonable but not absolute assurance that assets are safeguarded against loss from unauthorized use or disposition and to ensure that the financial records used for preparing financial statements and maintaining accountability for assets are reliable. The concept of reasonable assurance recognizes that the cost of controls should not exceed the benefits likely to be derived, and that the evaluation of costs and benefits requires judgments and estimates by management. All internal control evaluations occur within the above framework. We believe that the County's internal controls adequately safeguard assets and provide reasonable assurance that financial transactions are properly recorded.

In compliance with the laws of the State of Florida, the County's independent auditors, Thomas Howell Ferguson P.A. and Law, Redd, Crona & Munroe P.A., have audited the financial statements through a joint venture. Both firms are certified public accountants licensed by the State of Florida. In addition to meeting the requirements set forth in state statutes, the audit was also designed to meet the requirements of the federal Single Audit Act amendments of 1996 and the related U.S. Office of Management and Budget's Circular A-133 and the state Single Audit Act

as defined in Florida Statutes 215.97. Auditing standards generally accepted in the United States of America and the standards set forth in the General Accounting Office's *Government Auditing Standards* were used by the auditors in conducting the engagement.

The audit was performed to provide reasonable assurance that the financial statements are free of material misstatement for the fiscal year ended September 30, 2008. The audit involved examining, on a test basis, evidence supporting the amounts and disclosures in the financial statements; assessing the accounting principles used and significant estimates made by management; and evaluating the overall financial statement presentation. The independent auditors concluded, based upon the audit, that there was a reasonable basis for rendering an unqualified opinion and that the County's financial statements for the fiscal year ended September 30, 2008, are fairly presented in conformity with GAAP. The independent auditors' report is presented as the first component of the financial section of this report.

The independent audit of the financial statements was part of a broader, federally and state mandated "Single Audit" designed to meet the special needs of federal and state grantor agencies. The standards governing Single Audit engagements require the independent auditor to report not only on the fair presentation of the financial statements, but also on the audited government's internal controls and compliance with legal requirements, with special emphasis on internal controls and legal requirements involving the administration of federal and state awards. These reports are available in a separately issued Single Audit Report. The Comprehensive Annual Financial Report contains three major sections: Introductory, Financial, and Statistical.

The Introductory Section, which is unaudited, is designed to give the reader some basic background about the governmental unit as a whole. This letter of transmittal will present a brief overview of the County's structure and services, a discussion of the County's financial condition as well as County awards and acknowledgements indicative of the quality of the County's financial management.

The Financial Section includes the Management's Discussion and Analysis (MD&A), basic financial statements, combining statements and supplemental information, as well as the Independent Auditors' Report on the financial statements and schedules. GAAP requires that management provide a narrative introduction, overview and analysis to accompany the basic financial statements in the form of the MD&A. This letter of transmittal is designed to complement the MD&A and should be read in conjunction with it. Leon County's MD&A can be found in the financial section following the Independent Auditors' Report.

County Services and Reporting Entity

Leon County was created by the Territorial Legislature on December 29, 1824, and was named for Juan Ponce de Leon, the Spanish explorer who gave Florida its name. Encompassing 702 square miles, it is bordered to the north by the State of Georgia and is less than 20 miles from the Gulf of Mexico. It is the home of the State Capital (Tallahassee), and the home of Florida State University and Florida A&M University. It should be noted that the Apalachicola National Forest and

290,000 acres of commercial forest occupy approximately one fourth of Leon County. Leon County is a political subdivision of the State of Florida. During the November 2002 elections, the voters of Leon County approved a referendum adopting a Charter for the County. The Charter affords the same powers to its officials as prescribed in the Florida Constitution.

The County operates under a commission/administrator form of government, with a governing board consisting of seven county commissioners. The County is divided into five geographical districts, with five of the seven commissioners elected from one of each of these separate districts. Two commissioners are elected at large. In addition to the Board of County Commissioners, there are five elected constitutional officers performing specifically designated governmental functions: Clerk of the Circuit Court, Property Appraiser, Sheriff, Supervisor of Elections, and Tax Collector. The Leon County Board of County Commissioners (the Board) exercises a varying degree of budgetary control, but not administrative control, over the activities of the constitutional officers. During fiscal year 2007-08, the Property Appraiser, Sheriff, and Supervisor of Elections each operated their respective offices as budget officers with funding provided by the Board in the form of operating subsidies. In return, each budget officer is responsible for the collection of revenues within their jurisdictional area and for the subsequent remittance of such collections to the Board.

The Clerk of the Circuit Court and Tax Collector operate a portion of their office as a budget officer, with the remainder being operated as a fee officer. Fee officers are authorized to retain revenues generated within their offices for the purpose of defraying the costs of operation. The Clerk of the Circuit Court serves as Clerk to the Board of County Commissioners. The duties of the Clerk of the Circuit Court, as set forth in the Florida Constitution, include those of County auditor, accountant, and custodian of County funds. Additionally, effective July 1, 2004, the Clerk of the Circuit Courts began operating the courts from a combination of fees collected, funding provided by the state court system, and appropriations from the Board of County Commissioners as set forth in Article V, Revision VII in the Florida Constitution. This change in funding is a direct result of a constitutional amendment passed in November 1998 by the voters in the State of Florida.

The primary government includes the Board of County Commissioners, Clerk of the Circuit Court, Property Appraiser, Sheriff, Supervisor of Elections, and Tax Collector. The Leon County Housing Finance Authority is included as a discretely presented component unit.

Formal budgetary integration is used as a management control device during the year for all governmental funds of the County and the Housing Finance Authority. Budgetary control (i.e. the level at which expenditures cannot exceed the appropriated amount) is established at the fund level, pursuant to Section 129.07, Florida Statutes. Budgets for all governmental fund types are adopted on a basis consistent with GAAP. The Director of the Office of Management and Budget, on behalf of the County Administrator, is responsible for the preparation of the Board's budget. Leon County has received the Distinguished Budget Presentation Award for the last 18 years. In order to qualify for the Distinguished Budget Presentation Award, the County's budget document was judged to be proficient in several categories, including policy documentation, financial planning, and organization.

The legally adopted total appropriation by fund may only be changed by resolution of the Board. Through agenda items, the Board also approves all budgetary changes greater than \$20,000 within funds. Full authority to transfer budgetary amounts other than these instances is delegated to the County Administrator. When the Board adopts the program budget, it is integrated into the reporting system for management reporting purposes. Budget-to-actual comparisons are provided in this report for each fund for which an appropriated annual budget has been adopted. Original and final budgets for major governmental funds are also provided.

FINANCIAL CONDITION OF THE COUNTY

The information presented in the financial statements is best understood when considered from the broader perspective of the environment in which the County operates. Financial condition reflects the County's existing and future resources and claims on those resources. Information useful in assessing financial condition includes a review of the major initiatives, prospects for the future, a summary of the economic conditions, current and planned County capital projects and acquisitions, cash management and investment practices, and risk management policies. The County's financial condition is strong. Leon County Board of County Commission conducted a workshop with financial professionals in the mid 1990's to consider ways to build fund balances to safeguard against emergencies and to enhance the County's credit ratings. Even in the last few years, with the legislature requiring reductions in ad valorem taxes, the County has been able to maintain its strong financial position. The County was able to use \$11,050,461 of its reserves to balance the FY 2008 budget, while maintaining the reserve levels required in the approved reserve policy. With the approval of Amendment 1 in January of 2008, there were further tax reform mandates that required a budget reduction of over \$17 million for the FY 2009 budget prepared during 2008. The Board re-examined its core services and made a commitment to priority setting. The reserve policy was revisited during the budget process for FY 09, and the updated policy was approved by the Board on September 16, 2008. This proactive approach by the Board has assured that the County has maintained its strong financial condition.

Major Initiatives

While the County had many accomplishments to report during fiscal year 2007-08, some of the more significant items include:

- Operated with the lowest ratio of county employees (6.6 for every 1,000 residents) and the lowest dollars spent (\$896 per county resident), when compared to like-sized counties.
- The Public Safety Communications Board (PSCB) is responsible for the oversight of the radio communication system and the consolidation of the dispatching of law enforcement and emergency personnel within Leon County and Tallahassee. The PSCB members include the County Administrator, the City Manager, the Leon County Sheriff, the Tallahassee Police Chief, the Tallahassee Fire Chief, and the Leon County Emergency Medical Services Chief. The County Administrator has served as chair of this committee since its inception. During the year, the PSCB purchased a new digital radio communications network to provide better communications between public safety and non-public safety entities. The PSCB also

established a location for the new public safety facility near Tom Brown Park. Leon County also donated land to the Capital Area Chapter of the American Red Cross for the purpose of constructing a new facility. The new American Red Cross facility will improve disaster relief response to the community and will be located adjacent to the public safety facility.

- In partnership with the City of Tallahassee, the County continues to work toward achieving functional consolidation of Fire and Emergency Medical Services (EMS) services to the community.
- EMS received the 2008 EMS Magazine Gold Award for industry leadership and excellence, one of only two services chosen in the nation.
- County staff went above and beyond in responding to Tropical Storm Fay and the associated flooding. The Board created the Leon County Catastrophe Fund to provide residents assistance with damages caused as a result of a local declared state of emergency.
- Leon County is emerging as a national leader among local governments in our continued sustainable efforts as evidenced through the “Growing Green” initiative. The Leon County Climate Action Summit was an overwhelming success, and the establishment of our sustainable operations team is guiding the County to achieve the International Council for Local Environmental Initiative (ICLEI) milestones.
- The Employee Health Insurance Program was redesigned, resulting in a savings of \$360,000 to the County, while maintaining the highest level of coverage in the industry. Additionally, the Voluntary Separation Program produced \$600,000 of savings and increased the efficiency of the organization.
- Leon County was selected in the top ten similar-sized counties nationwide by the National Association of Counties (NACo) for being a digital county.
- The Leon County Library system received a \$25,000 grant, “The Big Read”, funded by the National Endowment for the Arts, with a match provided by the Knight foundation and the Friends of the Library
- Leon County launched the Leon County NACo Prescription Discount Card Program which provides an average savings of 20 percent on prescription drugs.
- The Leon County Volunteer Center, VolunteerLEON, received the Capital City Chapter of the American Red Cross 2008 Community Partner Award.
- The Leon County Master Gardener volunteers received three top awards statewide: 1) best newsletter, 2) best demonstration garden, 3) highest score on the statewide horticulture contest.
- Leon County Veteran Services facilitated the processing of veterans’ claims, which resulted in Leon County veterans receiving more than \$6.8 million in retroactive payments and basic awards for FY 08.
- The Board accepted the Leon County Aquifer Vulnerability Assessment (LAVA) Model Final Report, confirmed policy direction on use of the LAVA model to help establish a springs protection zone, and added additional regulations to help preserve Wakulla Springs.
- The County and the City adopted a resolution to modify the boundaries of the Tallahassee-Leon County Enterprise Zone. This boundary modification is intended to enhance the economic development activities and opportunities available within the zone by including the Tallahassee Regional Airport and Commonwealth Business Park in the Tallahassee-Leon Enterprise Zone.

Prospects for the Future

The County received less property tax revenues than long-term projections had anticipated for FY 2007 and 2008, because of the Legislature's on-going property tax reform. In January 2008, the voters of Florida passed Amendment 1, which will further limit property tax collections. Significant budget reductions were required for both of the last two fiscal years which included reducing planned expenditures for travel and training, freezing positions, and eliminating certain capital improvement projects.

Although Leon County has been fiscally conservative in the past, with one of lowest rates of property tax growth in the state, the County will monitor the impact of these changes in the next several years to determine the level of services that can be provided. The amendment increases certain tax exemptions and caps property tax increases. The projected impact of the constitutional amendment is more than \$13 million for the countywide millage rate.

In an effort to distribute more equitably the burden of paying for governmental services, effective October 1, 1991, the County implemented a system wherein, subject to certain criteria, each structure within the County is assessed a flat fee for storm water management. This "fee" is incorporated on the property tax bill and distributed as part of the ad valorem tax bills in November of each year. Additionally, as stated previously, the County now has the ability to diversify its revenue sources because of the voter-approved charter. The County has begun to utilize this feature by implementing the Public Service Tax (PST). The PST is an unrestricted tax levied on the unincorporated citizens of Leon County. This source generated \$5.61 million in revenue in fiscal 2007/08, as compared to \$5.31 million in revenue in fiscal 2006/07. When the County assumed responsibility for EMS, a Municipal Service Taxing Unit (MSTU) was established for that service. The MSTU generates slightly over \$7.7 million in revenue for EMS.

Economic Condition and Outlook

Leon County began to feel the impact of the nationwide economic downturn during FY 2008. Although the unemployment rate in Leon County jumped from 2.9% in 2007 to 5.1% at the end of FY 2008, this was still below the national rate of 6.2% and below the state rate of 6.7%.

Residential building permits fell significantly in 2008. Single family home permits fell by 44%, attached single family unit (townhomes) permits fell by 65%, and multifamily permits fell by 74%, when compared to 2007 levels. The 2008 single family permits were the lowest since 1975.

The local economy is continuing to decline, in line with the national economy, as we enter FY 09. We believe, because of the proactive budget decisions made by the Board of County Commissioners, Leon County will maintain its strong financial position.

Capital Projects Funds

As part of the County's constitutional and statutory responsibilities, the County continues to provide updated and expanded infrastructure to the court system. This process has included the construction of new courtrooms, hearing rooms, and judicial offices. Additionally, the County completed a first floor renovation that co-located all of the court related Clerk of Court operations. Other infrastructure projects included renovations done to the Bank of America Building (County Annex) and renovations for energy conservation improvements.

As stated above, the County, working with the City and Sheriff, is committed to the construction of a new Public Safety Complex to house the joint dispatch facility, EMS, a County Emergency Operations Center, and a regional traffic management center. The County, through previous conservative spending and reserve practices, has accumulated adequate funding to support their share of the project costs.

As part of the overall budget process occurring over the past several years, the County has placed a high priority in first maintaining the existing infrastructure through proper maintenance. For example, the County has established a capital improvement project to accumulate funds to replace the roof at the County jail several years in the future. Through this process, the Board has negated a large budgetary spike in the future by spreading this cost over several years.

During the FY 08 budget process, the County also established a reserve account to support intersection and resurfacing projects for the next 6 to 8 years.

Risk Management

Risk management is the process of managing the County's activities in order to minimize the total long-term cost to the County of all accidental losses and their consequences. The main elements of the risk management program are risk identification, risk control (loss reduction), and risk financing (restoration of the economic damages of losses incurred). Pursuant to Commission action, the risk management function was created to review and identify areas of risk, loss, and insurance coverage for each participant. This function is also charged with the establishment and implementation of a safety plan, which incorporates loss prevention and safety standards. In addition, the function establishes standard insurance and indemnification provisions for contracts, leases, and other special use agreements entered into by the participating governments.

The County remains self-insured for automobile liability, with the exception of physical damage coverage to vehicles valued at \$25,000 or greater. The County also purchases commercial coverage for general liability, property, aviation, and pollution liability.

Presently, the County's risk management program calls for self-insuring many types of risk, subject to the following limitations:

Type of Risk	Amount of Risk Retained by County	Limit of Excess Insurance Coverage
Workers Compensation	\$ 350,000	Statutory
General Liability ⁽¹⁾	\$ 10,000	\$3,000,000/\$6,000,000
Automobile Liability ⁽¹⁾	\$ 25,000	\$25,001-\$500,000
Property Actual Loss	\$ 25,000	Actual Loss

⁽¹⁾ Does not include coverage obtained by the Leon County Sheriff.

The limits stated above are on a per occurrence basis.

Cash Management

Cash management is exercised independently by each constitutional officer. With respect to the Board of County Commissioners, the Clerk of the Circuit Court serves as treasurer and custodian of County funds and disburses funds on their behalf as required by law and applicable management directives.

The portfolio earned \$7,427,338 for an effective rate of return of 3.32% on an average daily balance of \$224,028,095 in fiscal year 2008. This year market interest rates decreased significantly. Accordingly, the County's portfolio participated in this market interest rate adjustment and saw a significant decrease with the average portfolio return for Fiscal Year 2008 decreasing from 5.36% to 3.32%.

The activity associated with the Board's investment portfolio during 2008 is shown in the information below.

Table I

Investment Type	Book Value	Market Value	Unrealized/ Gain/(Loss) (current year)	Realized Gain/Loss	Interest	Total Income
Voyageur Asset Mgmt	\$64,911,085	\$64,096,822	\$ (917,561)	\$ 195,804	\$3,107,458	\$2,385,701
FI Municipal Investment Trust	10,000,000	9,939,999	-	-	(60,001)	(60,001)
FI Local Govt Investment Trust	10,000,000	9,962,433	-	-	(37,567)	(37,567)
Treasury SPIA	-	-	-	-	386,401	386,401
FL Local Govt Inv Pool (SBA)	-	-	-	-	469,157	469,157
Money Market- US Govt	80,613,915	80,613,915	-	-	989,634	989,634
Money Market- Treasuries	-	-	-	-	270,158	270,158
CDs	20,000,000	20,000,000	-	-	1,512,697	1,512,697
Wachovia Cash	16,160,158	16,160,158	-	-	1,480,510	1,480,510
Portfolio Cash	1,813,376	1,813,376	-	-	30,648	30,648
Total Cash and Investments	\$203,498,534	\$202,586,703	\$ (917,561)	\$ 195,804	\$8,149,095	\$7,427,338

Rate of Return (Interest only/average daily balance): 3.64%

Total return (Interest plus unrealized gain or losses/average daily balance): 3.32%

Certificate of Achievement

The Government Finance Officers Association of the United States and Canada (GFOA) awards a Certificate of Achievement for Excellence in Financial Reporting to governmental agencies for their Comprehensive Annual Financial Report for their fiscal year. The Certificate of Achievement is a prestigious national award that recognizes conformance with the highest standards in the preparation of state and local government financial reports.

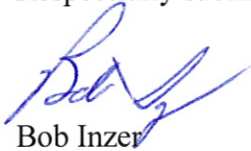
In order to be awarded a Certificate of Achievement, a governmental unit must publish an easily readable and efficiently organized Comprehensive Annual Financial Report whose contents conform to program standards. Such Comprehensive Annual Financial Reports must satisfy both generally accepted accounting principles and applicable legal requirements.

A Certificate of Achievement is valid for a period of one year only. Leon County has been awarded this Certificate by the GFOA for twelve consecutive years. It is our belief that our current report conforms to the Certificate of Achievement Program requirements. This report will also be submitted to the GFOA to determine its eligibility for a Certificate. Leon County has received both the Certificate of Achievement and Distinguished Budget Presentation awards since fiscal year 1995-96.

Acknowledgments

A Comprehensive Annual Financial Report of this nature could not have been prepared without the efficient and dedicated service of all staff members involved. We would like to express our appreciation to the staff of the Finance Department for their efforts in producing this report. Finally, we would like to thank the Board of County Commissioners for planning and conducting the fiscal operations of Leon County.


Respectfully submitted,



Bob Inzer
Clerk of the Court



David C. Reid, CPA
Finance Director



Bob Inzer

Clerk of Circuit Court
WWW.CLERK.LEON.FL.US

Clerk of Courts ❖ Clerk of County Commission ❖ Auditor ❖ Treasurer ❖ Recorder ❖ Custodian of County Funds

Statement of Responsibility

March 16, 2009

County Commissioners and Citizens of Leon County


Nationally, considerable attention has focused on management taking responsibility for the publicly traded corporation's financial statements and the fairness, accuracy and completion thereof. While this is principally a private sector concern, it is equally important for public officials to provide similar assurances.

The undersigned hereby state and attest, having reviewed these financial statements, that to the best of their knowledge:

- the statements contain no untrue statement of a material fact
- there are no omissions of material fact(s), and
- the statements fairly present the results of operations and the financial position of the County, and the included reporting units, for the period ending September 30, 2008.


Bryan Desloge
Chairman


Parwez Alam
County Administrator


Bob Inzer
Clerk of Courts


David C. Reid
Finance Director

Certificate of Achievement for Excellence in Financial Reporting

Presented to

Leon County
Florida

For its Comprehensive Annual
Financial Report
for the Fiscal Year Ended
September 30, 2007

A Certificate of Achievement for Excellence in Financial Reporting is presented by the Government Finance Officers Association of the United States and Canada to government units and public employee retirement systems whose comprehensive annual financial reports (CAFRs) achieve the highest standards in government accounting and financial reporting.



President

Executive Director

Financial Section

Independent Auditors' Report

The Honorable Board of County Commissioners
Leon County, Florida

We have audited the accompanying financial statements of the governmental activities, the business-type activities, the aggregate discretely presented component units, each major fund, the aggregate remaining fund information, and the budgetary comparison statements of Leon County, Florida (the County), as of and for the year ended September 30, 2008, which collectively comprise the County's basic financial statements as listed in the table of contents. These financial statements are the responsibility of the County's management. Our responsibility is to express opinions on these financial statements based on our audit.

We conducted our audit in accordance with auditing standards generally accepted in the United States of America and the standards applicable to financial audits contained in *Government Auditing Standards*, issued by the Comptroller General of the United States. Those standards require that we plan and perform the audit to obtain reasonable assurance about whether the financial statements are free of material misstatement. An audit includes examining, on a test basis, evidence supporting the amounts and disclosures in the financial statements. An audit also includes assessing the accounting principles used and significant estimates made by management, as well as evaluating the overall financial statement presentation. We believe that our audit provides a reasonable basis for our opinions.

In our opinion, the financial statements referred to above present fairly, in all material respects, the respective financial position of the governmental activities, the business-type activities, the aggregate discretely presented component units, each major fund, and the aggregate remaining fund information of Leon County, Florida, as of September 30, 2008, and the respective changes in financial position and cash flows, where applicable, thereof for the year then ended in conformity with accounting principles generally accepted in the United States of America.

In accordance with *Government Auditing Standards*, we have also issued our report dated February 23, 2009, on our consideration of the County's internal control over financial reporting and our tests of its compliance with certain provisions of laws, regulations, contracts, and grant agreements and other matters. The purpose of that report is to describe the scope of our testing of internal control over financial reporting and compliance and the results of that testing, and not to provide an opinion on the internal control over financial reporting or on compliance. That report is an integral part of an audit performed in accordance with *Government Auditing Standards* and important for assessing the results of our audit.

The management's discussion and analysis on pages 3 through 11 and the budgetary comparison schedules for capital project funds, debt service funds, and the non-major special revenue funds are not a required part of the basic financial statements but are supplementary information required by the accounting principles generally accepted in the United States of America. We have applied certain limited procedures, which consisted principally of inquiries of management regarding the methods of measurement and presentation of the required supplementary information. However, we did not audit the information and express no opinion on it.

Our audit was conducted for the purpose of forming opinions on the financial statements that collectively comprise the County's basic financial statements. The accompanying introductory section, combining and individual nonmajor fund financial statements, and statistical sections are presented for purposes of additional analysis and are not a required part of the basic financial statements. The combining and individual nonmajor fund financial statements have been subjected to the auditing procedures applied in the audit of the basic financial statements and, in our opinion, are fairly stated in all material respects in relation to the basic financial statements taken as a whole. The introductory and statistical sections have not been subjected to the auditing procedures applied in the audit of the basic financial statements and, accordingly, we express no opinion on them.

Thomas Howell Ferguson P.A. Law, Redd, Crona & Manice, P.A.

February 23, 2009

Management's Discussion and Analysis

This discussion and analysis of Leon County's (the County) financial statements is designed to introduce the basic financial statements and provide an analytical overview of the County's financial activities for the fiscal year ended September 30, 2008. The basic financial statements are comprised of the government-wide financial statements, fund financial statements, and footnotes. We trust that the basic financial statements will, in conjunction with additional information provided in our letter of transmittal (pages *xii* through *xxi*), assist readers in identifying significant financial issues, and in future years, changes in the County's financial position. In this Management's Discussion and Analysis (MD&A), all amounts, unless otherwise indicated, are expressed in thousands of dollars.

Overview of the Financial Statements

The County's basic financial statements are comprised of the following elements:

Government-wide Financial Statements

The government-wide financial statements (Statement of Net Assets and Statement of Activities found on pages 12 and 13, respectively) concentrate on the County as a whole and do not emphasize fund types, but rather a governmental or a business-type classification, which are presented in separate columns. The governmental and business-type activities comprise the primary government and are reported separately from the component unit for which the County is accountable. In addition, neither fiduciary funds nor component units that are fiduciary in nature are included in the government-wide financial statements.

General governmental and intergovernmental revenues support the governmental activities, whereas user fees and charges for services primarily support the business-type activities. The purpose of the government-wide financial statements is to allow the user to be able to determine if the County is in a better or worse financial position than the prior year.

The Statement of Net Assets presents information on all of the County's assets and liabilities, with the difference between the two reported as net assets. Over time, increases or decreases in net assets may serve as a useful indicator of whether the financial position of the County is improving or deteriorating.

The Statement of Activities reflects the expenses of a given function or segment, which are offset by program revenues. Program revenues are defined as charges for services, operating grants and contributions, and capital grants and contributions directly associated with a given function. Taxes, state shared revenues, and investment earnings are reported under general revenue. The effects of interfund activity have been removed from the government-wide financial statements and internal service activity has been eliminated. However, the interfund services between functions have not been eliminated.

Fund Financial Statements

The accounts of the County are organized on the basis of funds, each of which is considered a separate accounting entity. The operations of each fund are accounted for with a separate set of self-balancing accounts that comprise its assets, liabilities, fund equity or retained earnings, revenues, and expenditures or expenses, as appropriate. Government resources are allocated to and accounted for in individual funds based upon the purpose for which they are to be spent and the means by which spending activities are controlled.

Fund Financial Statements (continued)

The County’s funds are presented in separate fund financial statements, the governmental fund financial statements and proprietary fund financial statements. The County’s major funds are presented in separate columns on the fund financial statements. The definition of a major fund is one that meets certain criteria set forth in Governmental Accounting Standards Board Statement Number 34, *Basic Financial Statements - and Management’s Discussion and Analysis - for State and Local Governments* (GASB 34). The funds that do not meet the criteria of a major fund are considered non-major funds and are combined into a single column on the fund financial statements. Table 1 below summarizes the major features of the basic financial statements.

Table 1: Major Features of the Basic Financial Statements				
	Government-wide Fund Financial Statements	Fund Financial Statements		
		Governmental Funds	Proprietary Funds	Fiduciary Funds
Scope	Entire County government (except fiduciary funds) and the County’s component unit	Activities of the County that are not proprietary or fiduciary	Activities of the County that are operated similar to private businesses	Instances in which the County is the trustee or agent for someone else’s resources
Required financial statements	<ul style="list-style-type: none"> • Statement of Net Assets • Statement of Activities 	<ul style="list-style-type: none"> • Balance Sheet • Statement of Revenues, Expenditures, and Changes in Fund Balances 	<ul style="list-style-type: none"> • Statement of Net Assets • Statement of Revenues, Expenses, and Changes in Net Assets • Statement of Cash Flows 	<ul style="list-style-type: none"> • Statement of Fiduciary Net Assets
Accounting basis and measurement focus	Accrual accounting and economic resources focus	Modified accrual accounting and current financial resources focus	Accrual accounting and economic resources focus	Accrual accounting and economic resources focus
Type of asset/liability information	All assets and liabilities, both financial and capital, and short-term and long-term	Only assets expected to be used up and liabilities that come due during the year or soon thereafter; no capital assets included	All assets and liabilities, both financial and capital, and short-term and long-term	All assets and liabilities, both short-term and long-term
Type of inflow/outflow information	All revenues and expenses during the year, regardless of when cash is received or paid	<ul style="list-style-type: none"> • Revenues for which cash is received during or soon after the end of the year • Expenditures when goods or services have been received and payment is due during the year or soon thereafter 	All revenues and expenses during the year, regardless of when cash is received or paid	All revenues and expenses during the year, regardless of when cash is received or paid

Notes to the Financial Statements

Notes to the financial statements provide additional information that is essential to the full understanding of the data provided in the government-wide and fund financial statements. Refer to Note I. to the financial statements for more detailed information on the elements of the financial statements.

Infrastructure Assets

GASB 34 not only mandated changes in the financial statements, but it also set forth reporting changes. One such change is to capitalize infrastructure both prospectively and retrospectively for fiscal years that end after June 30, 1981. For fiscal year 2002 and subsequent years, the County has been reporting the entire valuation of infrastructure.

Condensed Statement of Net Assets

The investment in capital assets, net of related debt, is the largest portion of the net assets. This represents capital assets (land, buildings, improvements, equipment, furniture, vehicles, and construction in progress, and infrastructure), net of accumulated depreciation, and the outstanding related debt used to acquire the assets in the amount of \$300.6 million as compared to \$299.4 million a year ago; this is an increase of \$1.2 million. Capital assets net of related debt continued to increase. This is because the County continues to reduce debt, while the depreciation on the related capital assets remains constant. The net effect is an increase in net assets. These capital assets are used to provide services to the citizens and businesses in the County; consequently, these net assets are not available for future spending. The remaining portion of net assets is unrestricted and can be used to finance government operations.

Table 2 below presents the County's Condensed Statement of Net Assets as of September 30, 2008 and 2007, as derived from the government-wide Statement of Net Assets.

Leon County, Florida						
Condensed Statement of Net Assets						
As of September 30						
<i>(in thousands)</i>						
	Governmental Activities		Business-type Activities		Total Primary Government	
	2008	2007	2008	2007	2008	2007
Current and other assets	\$206,970	\$193,307	\$10,732	\$11,007	\$217,702	\$204,314
Capital assets	329,540	328,359	20,826	20,316	350,365	348,675
Total assets	<u>536,510</u>	<u>521,666</u>	<u>31,558</u>	<u>31,323</u>	<u>568,067</u>	<u>552,989</u>
Current liabilities	26,362	28,560	450	9	26,812	28,569
Non-current liabilities	97,799	101,341	13,657	13,048	111,456	114,389
Total liabilities	<u>124,161</u>	<u>129,901</u>	<u>14,107</u>	<u>13,057</u>	<u>138,268</u>	<u>142,958</u>
Net assets:						
Invested in capital assets, net of related debt	286,301	285,120	14,286	14,292	300,587	299,413
Unrestricted	126,048	106,644	3,165	3,974	129,213	110,618
*Total net assets	<u>\$412,349</u>	<u>\$391,765</u>	<u>\$17,451</u>	<u>\$18,266</u>	<u>\$429,800</u>	<u>\$410,031</u>
*Differences from financial statements due to rounding						

Condensed Statement of Activities

Table 3 on page 7 presents the County's condensed Statement of Activities for the fiscal years ended September 30, 2008 and 2007, as derived from the government-wide Statement of Activities. Over time, increases and decreases in net assets may measure whether the County's financial position is improving or deteriorating. During the fiscal year, the net assets of the governmental activities increased by \$20.586 million, or 5.3 percent, and the net assets of the business-type activities decreased by \$816 thousand, or 4.5 percent.

The County just completed its fifth year of several significant changes relating to tax proceeds. Since the Board of County Commissioners adopted an ordinance levying a Utility Services Tax on the unincorporated area of Leon County, this has created a stabilizing source of revenue. The tax generated \$5.6 million in FY 2008 versus \$5.3 million in FY 2007. Concurrent with the adoption of this tax, the County eliminated a Municipal Services Taxing Unit (MSTU) in the unincorporated area of Leon County. This tax was used to pay for fire services in the unincorporated areas of Leon County. In FY 2003, the MSTU raised \$3.737 million.

The County also adopted a Communications Services Tax in FY 2003. This is the fifth full year of the tax, with revenues in the amount of \$3.9 million in FY 2008 and \$4.0 million FY 2007. This tax has been a stabilizing factor in the County's financial picture.

On January 29, 2008, the Florida electorate approved an amendment to the Florida Constitution relative to property taxation. This amendment (referred to as Amendment 1) was placed on the ballot by the Florida Legislature at a special session held in October 2007. With respect to homestead property, Amendment 1 increases the current \$25,000 homestead exemption by an additional \$25,000 (for property values ranging from \$50,000 to \$75,000), except for school district taxes. Since the new \$25,000 homestead exemption does not apply to school district taxes, this effectively amounts to a \$15,000 increase to the existing homestead exemption, resulting in an estimated annual savings of \$240 for an average homeowner. Amendment 1 also allows property owners to transfer (make portable) up to \$500,000 of their Save Our Homes benefits to their next homestead when they move. Save Our Homes became effective in 1995 and limits (caps) the annual increase in assessed value for homestead property to three percent (3%) or the percentage change in the Consumer Price Index, whichever is less.

With respect to non-homestead property, Amendment 1 limits (caps) the annual increase in assessed value for non-homestead property (businesses, industrial property, rental property, second homes, etc.) to ten percent (10%), except for school district taxes. The Amendment also provides a \$25,000 exemption for tangible personal property. Amendment 1 becomes effective on October 1, 2008, with the exception of the ten percent (10%) assessment cap on non-homestead property, which becomes effective on January 1, 2009.

Based on information received from the Leon County Property Appraiser's Office, the estimated annual loss of property tax revenues for Leon County from the additional homestead exemption and the \$25,000 exemption for tangible personal property is approximately \$10.6 million. The estimated loss for portability is \$2.1 million, based on numbers used by the legislature. There was no estimate made for the impact of 10% assessment cap on non-homestead property.

Property taxes in FY 08 increased by only .8% and with the passage of Amendment 1, there may be little or no increase in property taxes in future years.

The County investment policy is very risk averse and places a premium on security. With the effective yield rate of the portfolio averaging 3.32% for the year, investment earnings decreased by \$3.9 million to \$7.9 million. This decrease was attributable to lower interest rates. Additional information on investment income is provided in Note IV of the notes and in the Cash Management section of the Letter of Transmittal.

The increase in expenditures for the Judicial is primarily a reclassification of expenditures from General Government and Public Safety. This is in accordance with State direction that all county funded Chapter 29 (infrastructure and information technology for the courts) expenditures should be classified as judicial expenditures.

Miscellaneous revenues are made up of revenues that will fluctuate annually as a result of various activities throughout the County. All other changes in activities are a result of the normal operations of the County.

	Governmental Activities		Business-Type Activities		Total Primary Government		Total % Change 2007 to 2008
	2008	2007	2008	2007	2008	2007	
Revenues							
Program Revenues							
Charges for Services	\$50,855	\$37,121	\$8,429	\$8,201	\$59,284	\$45,322	31%
Operating Grants & Contributions	7,070	8,442	—	—	7,070	8,442	-16%
Capital Grants & Contributions	110	1,025	—	—	110	1,025	-89%
Total Program Revenues	58,035	46,588	8,429	8,201	66,464	54,789	21%
General Revenues:							
Property taxes	120,977	119,996	—	—	120,977	119,996	1%
Local option taxes	10,469	10,745	—	—	10,469	10,745	-3%
Franchise taxes	336	353	—	—	336	353	5%
Communications services taxes	3,947	4,002	—	—	3,947	4,002	1%
Motor fuel taxes	1,315	1,352	—	—	1,315	1,352	-3%
Utility services taxes	5,610	5,310	—	—	5,610	5,310	6%
Other taxes	—	—	1,360	1,310	1,360	1,310	4%
State shared revenues	20,756	21,596	—	—	20,756	21,596	-4%
Investment earnings	7,417	10,961	478	869	7,895	11,830	-33%
Miscellaneous revenues	5,590	3,023	249	311	5,839	3,334	75%
Total General Revenues	176,417	177,338	2,087	2,490	178,504	179,828	-1%
Total Revenues	234,452	223,926	10,516	10,691	244,968	234,617	4%
Program Expenses							
General government	33,193	40,733	—	—	33,193	40,733	-19%
Public safety	86,533	80,354	—	—	86,533	80,354	8%
Physical environment	12,036	13,564	11,811	12,236	23,847	25,800	-8%
Transportation	26,824	23,556	—	—	26,824	23,556	14%
Economic environment	7,355	8,291	—	—	7,355	8,291	-11%
Human services	10,341	10,440	—	—	10,341	10,440	-1%
Culture and recreation	12,067	12,405	—	—	12,067	12,405	-3%
Judicial	20,487	11,637	—	—	20,487	11,637	76%
Interest on long-term debt	4,552	4,799	—	—	4,552	4,799	-5%
*Total Program Expenses	213,387	205,779	11,811	12,236	225,198	218,015	3%
Excess (deficiency) before transfers (net)	21,065	18,147	(1,295)	(1,545)	19,770	16,603	19%
Transfers	(479)	(1,038)	479	1,038	—	—	—
Change In Net Assets	20,586	17,110	(816)	(507)	19,770	16,603	19%
Beginning net assets	391,765	374,655	18,266	18,775	410,031	393,430	4%
Ending net assets	<u>\$412,350</u>	<u>\$391,765</u>	<u>\$17,450</u>	<u>\$18,266</u>	<u>\$429,801</u>	<u>\$410,031</u>	<u>5%</u>

* Differences due to rounding.

Program Expenses and Revenues for Governmental Activities

Table 4 below presents program expenses and revenues for governmental activities. The nature of governmental activities is to be funded primarily from taxes and not to be self-supporting. As a result, overall program revenues were not sufficient to cover program expenses for governmental activities. General revenues, mainly taxes, therefore supported the net program expenses of these governmental activities. Program revenues as a percentage of program expenses increased from fiscal year 2007 to fiscal year 2008 by 4 percent. It should be considered normal for the activities and associated program revenues to fluctuate on average plus or minus 4 to 5 percent from year to year. This year’s increase of 4 percent is attributable to increased program revenue in transportation and decreases in program expenses for General Government. The large increase in program revenues included the final payment from the State to the County for the Joint Participation Agreements for road construction. The payments received in FY 08 (\$15,813,000), completely reimburses the County for all outstanding funding the county provided. The decrease in expenditures in General Government is primarily the reclassification to Judicial that was discussed earlier.

County Programs	Program Expenses 2008	Less Program Revenues 2008	Net Program Expenses (a)		Program Revenues as a Percentage of Program Expenses	
			2008	2007	2008	2007
General government	\$33,193	\$8,263	\$24,930	\$31,223	25%	23%
Public safety	86,533	16,588	69,945	64,634	19%	20%
Physical environment	12,036	4,607	7,429	6,779	38%	50%
Transportation	26,823	16,339	10,484	22,777	61%	3%
Economic environment	7,355	1,437	5,918	6,191	20%	25%
Human services	10,341	243	10,098	10,403	2%	0%
Culture and recreation	12,067	571	11,496	11,703	5%	6%
Judicial	20,487	9,987	10,500	685	49%	94%
Interest on long-term debt	4,552		4,552	4,799	N/A	N/A
*Total governmental activities	<u>\$213,387</u>	<u>\$58,035</u>	<u>\$155,352</u>	<u>\$159,194</u>	27%	23%

(a) Net Program Expenses are mainly supported by taxes. *Differences from financial statements due to rounding

Program Expenses and Revenues for Business-type Activities

Table 5 below presents program expenses and revenues for business-type activities. Revenues were not sufficient to cover program expenses in FY 2008, because in FY 2008 the County chose to spend a portion of retained earnings to abate any fee increases. The County, in an effort to keep garbage fees level, chose to utilize a portion of its reserves to cover tipping fees. In addition to the program revenues for the landfill, the County has a non-ad valorem assessment for citizens residing outside the city limits of the City of Tallahassee. Approximately \$800,000 was taken from reserves to fund landfill activities.

County Programs	Program Expenses 2008	Less Program Revenues 2008	Net Program Revenues		Program Revenues as a Percentage of Program Expenses	
			2008	2007	2008	2007
Physical environment	\$ 11,811	\$ 8,429	\$(3,382)	\$ (4,035)	71%	67%

Overall Analysis

Financial highlights for the County as a whole include the following:

- The assets of the County exceeded its liabilities (net assets) at the close of fiscal year 2008 by \$412,349,580, as compared to \$391,764,655 for fiscal year 2007, for governmental activities. The assets for business-type activities exceeded its liabilities (net assets) at the close of fiscal year 2008 by \$17,450,612 as compared to \$18,266,524 for fiscal year 2007. Please see the Statement of Activities discussed previously for an explanation of the differences above.
- The County's total net assets increased by \$19,769,013 during fiscal year 2008, as compared to \$16,601,757 in fiscal year 2007. Net assets of governmental activities increased by \$20,584,925 in fiscal year 2008, as compared to \$17,110,131 in 2007. Net assets of business-type activities decreased by \$815,912 in 2008, as compared to a decrease of \$508,374 in 2007. Although charges for services in business-type activities were not sufficient to cover program expenses, this decrease was a result of the County's continuing commitment to spend some of its reserves to abate an increase in solid waste tipping fees.

Fund Analysis

The following funds experienced significant changes during the year:

Governmental Funds

The County's governmental funds reported a combined ending fund balance of \$182,631,112 for fiscal year 2008, as compared to \$166,667,221 for fiscal year 2007. All but \$8,623,229 for fiscal year 2008, as compared to \$4,609,252 for fiscal year 2007, is reported as unreserved. The reserved fund balance increased because total encumbrances for outstanding purchase orders increased.

The General Fund of the Board of County Commission, as displayed on the Combining Balance Sheet, contains both Countywide General Revenue funds and the Non-Countywide General Revenue funds. The sole purpose of the Non-Countywide General Revenue funds is to capture discrete revenues and transfer those revenues to the various funds needing support (i.e. various Debt Service, Municipal Services, Growth Management, etc.). The Non-Countywide General Revenue funds do not contain any countywide property tax revenues. The actual year end fund balance for the Countywide General Revenue funds is \$17,397,849 versus \$23,661,146 for FY 2007. The Non-Countywide fund balance is \$1,722,866 for FY 2008, versus \$7,935,390 for FY 2007.

General Fund

Fund balance at September 30, 2008 has been reduced to a total of \$19,120,715, as compared to \$31,596,536 for September 30, 2007. In previous years, fund balance increased year over year pursuant to the County's policy to build its fund balance in preparation for future years' emergencies. This year, however, the balance was not increased and it was also necessary to appropriate \$11,050,461 from fund balance for fiscal year 2008. For the last several years, OMB has had discussions with the Board regarding the appropriate levels for reserves. This culminated in the Reserve Policy being amended on September 16, 2008. All reserves are established within the policy levels of the approved policy.

Fine & Forfeiture Fund

Fund balance at September 30, 2008 totaled \$7,099,496, as compared to \$14,437,074 for September 30, 2007. This is a decrease of \$7,337,578 for the fiscal year. This decrease can be attributed to the same decisions associated with utilizing fund balances that were made in the General Fund.

Grants Fund

The fund balance at September 30, 2008 totaled \$1,448,652, as compared to the 2007 balance of \$1,606,048. This was a decrease of \$157,396. This decrease can be attributed to the fact that the County requires a grant to transfer the match money when it is set up for local, state, and federal grants. Several capital project grants set up during 2007 are being expended over several years.

Capital Improvement Fund

Fund balance at September 30, 2008 totaled \$45,964,855, as compared to \$18,866,670 for September 30, 2007. This was an increase of \$27,098,185. This increase can be attributed to the County's elimination of various capital projects in anticipation of reduced revenues resulting from the Florida Legislature's property tax reform.

Local Option Sales Tax Fund

Fund balance at September 30, 2008 totaled \$44,326,327, as compared to \$32,908,933 for September 30, 2007. This was an increase of \$11,417,394. This increase can be attributed to the fact that the County eliminated several projects. In the future, the County will be receiving significantly less revenues in this area. The majority of these funds will now be given to Blueprint 2000. In the future, the fund balance in this fund will experience a reduction because it will be receiving less revenue, while expending significant funds on various projects.

Proprietary Funds

The County's proprietary funds reported net assets of \$17,450,612 for September 30, 2008, as compared to \$18,266,524 for September 30, 2007, which is a decrease of \$815,912. This decrease can be attributed to the difference of business expenditures over revenues, and the County's decision to expend some of the reserves to reduce the need for a rate increase.

Budget Variances in the General Fund

The County made no significant revisions and had no significant variations in its budget during the year. Refer to the budgetary comparison schedule for the General Fund in the Other Required Supplementary Information section of the CAFR.

Capital Asset and Long-term Debt Activity

Capital Asset Activity

The County reported \$329,539,622 in capital assets for governmental activities and \$14,285,985 in capital assets for business-type activities at September 30, 2008, versus \$328,358,711 for governmental and \$14,292,296 for business-type activities at fiscal year ending September 30, 2007. Please refer to Note VI. in the Notes to the Financial Statements for additional information on capital assets and Note XIV. in the Notes to the Financial Statements for additional information on construction commitments.

Debt Administration Activity

At September 30, 2008, the County had \$88,630,000 of outstanding bonded debt, as compared to \$93,305,000 at September 30, 2007. All of the County's debt is secured by specific general fund revenues, including sales tax, state revenue sharing, and specific other general fund revenues. The County has no general obligation bonds, which would be backed by the full faith and credit of the County. For more information on long-term debt activity, please see Note VIII. on Long-term Obligations in the Notes to the Financial Statements.

Economic Factors

Leon County, like the rest of the country, began to feel the effects of the economic downturn during FY 2008. The following information indicates that the economy will worsen as we enter FY 2009:

- The estimated population in Leon County increased only 0.73% from 272,896 to 274,892 during FY 2007/2008.
- Residential building permits issued in Leon County declined sharply in 2008. The number of single-family home permits fell 44%, attached single-family units (townhomes) permits fell 65%, and multi-family permits were off 74% in comparison with 2007 levels. The year 2008 saw the fewest permits issued for new construction of single-family units (detached and attached) in a year in Leon County since 1975.
- The dollar value of commercial permits fell by 14.1%.
- Leon County has seen a significant increase in vacancy rates for apartment rental units. Vacancies increased from 6.5% in 2007 to 12.7% for 2008.

Request for Information

This financial report is designed to provide a general overview of Leon County Government's finances for all those with an interest in our government's finances. Questions concerning any of the information provided in this report or request for additional financial information may be addressed to the Clerk of Circuit Court, Finance Department Leon County, P.O. Box 726, Tallahassee Florida 32302. Requests can also be made telephonically at (850) 577-4020 or by fax at (850) 577-4255. We also suggest visiting our web-site at www.clerk.leon.fl.us for further financial information.

Leon County, Florida

Statement of Net Assets

September 30, 2008

	Governmental Activities	Business-Type Activities	Total	Component Unit
Assets:				
Current assets				
Cash	\$ 19,222,943	\$ 134,107	\$ 19,357,050	\$ 230,215
Investments	174,820,368	9,793,127	184,613,495	-
Receivables	4,892,565	721,835	5,614,400	10
Receivables from other governments	6,160,262	82,663	6,242,925	-
Inventory	644,804	-	644,804	-
Other assets	1,229,615	-	1,229,615	-
Total current assets	<u>206,970,557</u>	<u>10,731,732</u>	<u>217,702,289</u>	<u>230,225</u>
Noncurrent assets:				
Restricted assets:				
Cash and Investments	-	6,539,887	6,539,887	-
Capital assets:				
Land and construction in progress				
nondepreciable	54,166,272	2,409,844	56,576,116	-
Depreciable (net)	275,373,350	11,876,141	287,249,491	-
Total noncurrent assets	<u>329,539,622</u>	<u>20,825,872</u>	<u>350,365,494</u>	<u>-</u>
Total assets	<u>536,510,179</u>	<u>31,557,604</u>	<u>568,067,783</u>	<u>230,225</u>
Liabilities:				
Current liabilities				
Accounts payable	8,927,592	572,870	9,500,462	507
Payable to other governments	220,595	-	220,595	-
Internal balances	182,520	(182,520)	-	-
Accrued compensated absences	3,819,225	59,962	3,879,187	-
Unearned revenues	4,559,210	-	4,559,210	-
Bonds payable	5,214,498	-	5,214,498	-
Other current liabilities	3,438,000	-	3,438,000	-
Total current liabilities	<u>26,361,640</u>	<u>450,312</u>	<u>26,811,952</u>	<u>507</u>
Noncurrent liabilities				
Deposits	586,918	-	586,918	-
Estimated liability for landfill closure and postclosure care costs	-	13,511,227	13,511,227	-
Arbitrage rebate liability	25,000	-	25,000	-
Accrued compensated absences	9,234,259	126,596	9,360,855	-
Other postemployment benefits obligation	662,234	18,857	681,091	-
Bonds payable	87,290,548	-	87,290,548	-
Total noncurrent liabilities	<u>97,798,959</u>	<u>13,656,680</u>	<u>111,455,639</u>	<u>-</u>
Total liabilities	<u>124,160,599</u>	<u>14,106,992</u>	<u>138,267,591</u>	<u>507</u>
Net assets:				
Invested in capital assets, net of related debt	286,301,241	14,285,985	300,587,226	-
Unrestricted	126,048,339	3,164,627	129,212,966	229,718
Total net assets	<u>\$ 412,349,580</u>	<u>\$ 17,450,612</u>	<u>\$ 429,800,192</u>	<u>\$ 229,718</u>

The accompanying notes are an integral part of these financial statements.

Leon County, Florida
Statement of Activities
Year Ended September 30, 2008

Functions/Programs	Expenses	Program Revenues		
		Charges for Services	Operational Grants and Contributions	Capital Grants and Contributions
Primary government:				
Governmental activities:				
General government	\$ 33,193,207	\$ 7,355,543	\$ 907,342	\$ -
Public safety	86,532,570	13,115,285	3,472,976	-
Physical environment	12,036,277	3,043,138	1,453,762	110,057
Transportation	26,823,445	16,339,201	-	-
Economic environment	7,354,824	960,821	476,663	-
Human services	10,340,611	242,677	-	-
Culture and recreation	12,067,207	236,185	335,076	-
Judicial	20,486,698	9,562,627	423,905	-
Interest on long term debt	4,552,318	-	-	-
Total governmental activities	<u>213,387,157</u>	<u>50,855,477</u>	<u>7,069,724</u>	<u>110,057</u>
Business-type activities:				
Landfill	11,811,017	8,429,062	-	-
Amtrack Station	-	-	-	-
Total business-type activities:	<u>11,811,017</u>	<u>8,429,062</u>	<u>-</u>	<u>-</u>
Total primary government	<u>\$ 225,198,174</u>	<u>\$ 59,284,539</u>	<u>\$ 7,069,724</u>	<u>\$ 110,057</u>
Component Unit:				
Economic environment	227,034	47,381	-	-
Total component unit	<u>\$ 227,034</u>	<u>\$ 47,381</u>	<u>\$ -</u>	<u>\$ -</u>

General Revenues:
Property taxes
Local option taxes
Franchise taxes
Communications services taxes
Motor fuel taxes
Utility services taxes
Other taxes
State shared revenues, unrestricted
Investment earnings
Miscellaneous revenues
Transfers
Total general revenues and transfers
Change in net assets
Net assets - beginning
Net assets - ending

The accompanying notes are an integral part of these financial statements.

**Net Revenue (Expense) and
Changes in Net Assets**

Governmental Activities	Business-type Activities	Total	Component Unit Housing Finance Authority
\$ (24,930,322)	\$ -	\$ (24,930,322)	\$ -
(69,944,309)	-	(69,944,309)	-
(7,429,320)	-	(7,429,320)	-
(10,484,244)	-	(10,484,244)	-
(5,917,340)	-	(5,917,340)	-
(10,097,934)	-	(10,097,934)	-
(11,495,946)	-	(11,495,946)	-
(10,500,166)	-	(10,500,166)	-
(4,552,318)	-	(4,552,318)	-
<u>(155,351,899)</u>	<u>-</u>	<u>(155,351,899)</u>	<u>-</u>
-	(3,381,955)	(3,381,955)	-
-	-	-	-
<u>-</u>	<u>(3,381,955)</u>	<u>(3,381,955)</u>	<u>-</u>
<u>(155,351,899)</u>	<u>(3,381,955)</u>	<u>(158,733,854)</u>	<u>-</u>
-	-	-	(179,653)
-	-	-	(179,653)
120,976,860	-	120,976,860	-
10,468,751	-	10,468,751	-
335,633	-	335,633	-
3,946,607	-	3,946,607	-
1,314,953	-	1,314,953	-
5,610,057	-	5,610,057	-
-	1,360,490	1,360,490	-
20,755,560	-	20,755,560	-
7,416,609	477,710	7,894,319	-
5,590,374	249,263	5,839,637	-
(478,580)	478,580	-	-
<u>175,936,824</u>	<u>2,566,043</u>	<u>178,502,867</u>	<u>-</u>
20,584,925	(815,912)	19,769,013	(179,653)
391,764,655	18,266,524	410,031,179	409,371
<u>\$ 412,349,580</u>	<u>\$ 17,450,612</u>	<u>\$ 429,800,192</u>	<u>\$ 229,718</u>

Leon County, Florida

Balance Sheet
Governmental Funds

September 30, 2008

	General Fund	Fine & Forfeiture	Grants Fund
Assets:			
Cash	\$ 7,640,079	\$ 21,847	\$ 199,021
Investments	16,411,147	5,250,150	2,941,940
Receivables:			
Accounts	878,373	14,407	8,073
Intergovernmental	1,416,460	11,684	636,240
Special assessments	12,144	-	-
Due from other funds	2,021,833	2,055,678	4,883
Inventory	590,088	-	-
Other assets	13,337	-	-
Advances to other funds	20,000	-	-
Total assets	<u>\$ 29,003,461</u>	<u>\$ 7,353,766</u>	<u>\$ 3,790,157</u>
Liabilities and fund balances			
Liabilities:			
Accounts payable	\$ 2,835,038	\$ 2,534	\$ 145,240
Accrued liabilities	3,119,599	-	1,161
Intergovernmental payables	157,128	-	2,665
Due to other funds	3,693,729	-	8,287
Deposits	77,252	251,736	-
Unearned revenues	-	-	2,184,152
Total liabilities	<u>9,882,746</u>	<u>254,270</u>	<u>2,341,505</u>
Fund balances:			
Reserved for encumbrances	13,471	-	-
Reserved for advances to other funds	20,000	-	-
Reserved for records modernization	-	-	-
Reserved for training	-	-	-
Reserved for special projects	-	-	-
Reserved for inmate expenditures	-	-	-
Unreserved, reported in:			
General fund	19,087,244	-	-
Special revenue funds	-	7,099,496	1,448,652
Debt service funds	-	-	-
Capital project funds	-	-	-
Total fund balances	<u>19,120,715</u>	<u>7,099,496</u>	<u>1,448,652</u>
Total liabilities and fund balances	<u>\$ 29,003,461</u>	<u>\$ 7,353,766</u>	<u>\$ 3,790,157</u>

The accompanying notes are an integral part of these financial statements.

Special Assessment Paving	Capital Improvement	Local Option Sales Tax	Nonmajor Governmental Funds	Total Governmental Funds
\$ 461,266	\$ 2,661	\$ 1,829,741	\$ 8,859,490	\$ 19,014,105
-	46,121,677	42,534,489	52,794,492	166,053,895
-	126,563	116,719	1,922,605	3,066,740
-	93,215	-	3,989,373	6,146,972
1,776,986	-	-	12,639	1,801,769
207	-	-	130,527	4,213,128
-	-	-	1,978	592,066
-	-	-	804	14,141
-	-	-	-	20,000
<u>\$ 2,238,459</u>	<u>\$ 46,344,116</u>	<u>\$ 44,480,949</u>	<u>\$ 67,711,908</u>	<u>\$ 200,922,816</u>
\$ 540	\$ 229,336	\$ 154,622	\$ 1,964,114	\$ 5,331,424
-	-	-	259,669	3,380,429
-	-	-	60,802	220,595
-	-	-	511,112	4,213,128
-	149,925	-	108,005	586,918
1,743,967	-	-	631,091	4,559,210
<u>1,744,507</u>	<u>379,261</u>	<u>154,622</u>	<u>3,534,793</u>	<u>18,291,704</u>
-	6,508,768	-	195,519	6,717,758
-	-	-	-	20,000
-	-	-	1,148,562	1,148,562
-	-	-	71,450	71,450
-	-	-	339,710	339,710
-	-	-	325,749	325,749
-	-	-	-	19,087,244
493,952	-	-	33,292,263	42,334,363
-	-	-	373,566	373,566
-	39,456,087	44,326,327	28,430,296	112,212,710
<u>493,952</u>	<u>45,964,855</u>	<u>44,326,327</u>	<u>64,177,115</u>	<u>182,631,112</u>
<u>\$ 2,238,459</u>	<u>\$ 46,344,116</u>	<u>\$ 44,480,949</u>	<u>\$ 67,711,908</u>	<u>\$ 200,922,816</u>

This page intentionally left blank.

Leon County, Florida

Reconciliation of the Balance Sheet of Governmental Funds
to the Statement of Net Assets

September 30, 2008

Total fund balances of governmental funds \$ 182,631,112

Amounts reported for governmental activities in the Statement of Net
Assets are different because:

Capital assets used in governmental activities are not financial
resources and, therefore, are not reported in the funds.

Governmental capital assets	\$ 564,548,691	
Less accumulated depreciation	<u>(235,009,069)</u>	329,539,622

Other assets used in governmental activities are not financial
resources and therefore are not reported in the governmental funds.

Bond costs	2,206,210	
Less current year amortization	<u>(185,103)</u>	2,021,107

Long-term liabilities, including bonds payable are not due and payable
in the current period and therefore are not reported in the governmental
funds.

Governmental bonds payable	(92,505,046)	
Discount/(Premium)	(853,023)	
Current year amortization	47,390	
Compensated absences	(13,053,484)	
Other postemployment benefits	(660,760)	
Arbitrage rebate liability	<u>(25,000)</u>	(107,049,923)

Internal service funds are used by management to charge the costs of
gasoline, vehicle repair, risk management, and telephone services to
individual funds. The assets and liabilities of the internal service funds
are included in governmental activities in the statement of net assets.

5,207,662

Total net assets of governmental activities	<u><u>\$ 412,349,580</u></u>
---	------------------------------

The accompanying notes are an integral part of these financial statements.

Leon County, Florida

Statement of Revenues, Expenditures, and Changes in Fund Balances
Governmental Funds

Year Ended September 30, 2008

	<u>General Fund</u>	<u>Fine & Forfeiture</u>	<u>Grants Fund</u>	<u>Special Assessment Paving</u>
Revenues:				
Taxes	\$ 54,870,479	\$ 61,782,032	\$ -	\$ -
Licenses and permits	218,206	-	-	-
Intergovernmental	17,788,139	17,538	2,674,649	-
Charges for services	7,528,165	926,031	184,611	-
Fines and forfeitures	-	170,224	-	-
Interest	1,107,771	752,518	116,750	128,849
Miscellaneous	854,164	-	2,082,674	340,221
Total revenues	<u>82,366,924</u>	<u>63,648,343</u>	<u>5,058,684</u>	<u>469,070</u>
Expenditures:				
Current				
General government	30,100,177	-	-	-
Public safety	58,219,887	-	644,922	-
Physical environment	2,004,895	-	1,235,441	-
Transportation	-	-	2,127,421	-
Economic environment	2,416,272	-	453,932	-
Human services	5,779,644	-	196,712	-
Culture and recreation	6,150,717	-	671,276	-
Judicial	5,295,868	2,772,617	85,703	-
Debt Service				
Principal retirement	-	-	-	-
Interest and fiscal charges	-	-	-	-
Other debt service costs	-	-	-	-
Total expenditures	<u>109,967,460</u>	<u>2,772,617</u>	<u>5,415,407</u>	<u>-</u>
Excess (deficiency) of revenues over (under) expenditures	<u>(27,600,536)</u>	<u>60,875,726</u>	<u>(356,723)</u>	<u>469,070</u>
Other financing sources (uses):				
Transfers in	66,420,974	1,746,994	343,537	-
Transfers out	(51,296,259)	(69,960,298)	(144,210)	(307,409)
Total other financing sources (uses)	<u>15,124,715</u>	<u>(68,213,304)</u>	<u>199,327</u>	<u>(307,409)</u>
Net change in fund balance	(12,475,821)	(7,337,578)	(157,396)	161,661
Fund balances, October 1	<u>31,596,536</u>	<u>14,437,074</u>	<u>1,606,048</u>	<u>332,291</u>
Fund balances, September 30	<u>\$ 19,120,715</u>	<u>\$ 7,099,496</u>	<u>\$ 1,448,652</u>	<u>\$ 493,952</u>

The accompanying notes are an integral part of these financial statements.

Capital Improvement Fund	Local Option Sales Tax	Other Governmental Funds	Total Governmental Funds
\$ -	\$ -	\$ 26,000,350	\$ 142,652,861
-	-	2,779,143	2,997,349
-	-	7,455,015	27,935,341
242,677	16,015,856	22,142,448	47,039,788
-	-	905,911	1,076,135
1,042,144	1,328,760	2,626,322	7,103,114
119,976	14,015	2,179,324	5,590,374
<u>1,404,797</u>	<u>17,358,631</u>	<u>64,088,513</u>	<u>234,394,962</u>
2,957,014	64,463	2,322,870	35,444,524
4,058,752	-	27,246,754	90,170,315
932,640	-	9,841,782	14,014,758
535,668	5,876,774	9,773,349	18,313,212
-	-	4,486,713	7,356,917
286,126	-	4,038,872	10,301,354
1,324,291	-	4,445,400	12,591,684
480,117	-	11,724,935	20,359,240
-	-	4,985,882	4,985,882
-	-	4,411,649	4,411,649
-	-	2,956	2,956
<u>10,574,608</u>	<u>5,941,237</u>	<u>83,281,162</u>	<u>217,952,491</u>
<u>(9,169,811)</u>	<u>11,417,394</u>	<u>(19,192,649)</u>	<u>16,442,471</u>
36,267,996	-	29,722,603	134,502,104
-	-	(13,272,508)	(134,980,684)
<u>36,267,996</u>	<u>-</u>	<u>16,450,095</u>	<u>(478,580)</u>
27,098,185	11,417,394	(2,742,554)	15,963,891
18,866,670	32,908,933	66,919,669	166,667,221
<u>\$ 45,964,855</u>	<u>\$ 44,326,327</u>	<u>\$ 64,177,115</u>	<u>\$ 182,631,112</u>

Leon County, Florida

Reconciliation of the Statement of Revenues, Expenditures,
and Changes in Fund Balances of Governmental Funds
to the Statement of Activities

September 30, 2008

Net change in fund balances - total governmental funds \$ 15,963,891

Amounts reported for governmental activities in the statement of activities
are different because:

Governmental funds report capital outlays as expenditures. However,
in the statement of activities, the cost of those assets is allocated over
their estimated useful lives as depreciation expense.

Expenditures for capital assets	\$ 18,966,893	
Less current year depreciation	<u>(17,785,987)</u>	1,180,906

Bond Proceeds provide current financial resources to governmental
funds, but issuing debt increases long-term liabilities in the statement
of net assets. Repayment of bond principal is an expenditure in the
governmental funds, but the repayment reduces long-term liabilities in
the statement of net assets. This is the amount by which proceeds
exceed repayments.

Principal payments		4,985,881
--------------------	--	-----------

Some expenses reported in the statement of activities do not require
the use of current financial resources and therefore are not reported
as expenditures in the governmental funds.

Amortization of current year bond discount/premium	47,390	
Amortization of current year bond costs	(44,398)	
Amortization of current year deferred charge on refunding	(140,705)	
Change in other postemployment benefits	(662,234)	
Change in long-term compensated absence	<u>(935,604)</u>	(1,735,551)

Internal service funds are used by management to charge the costs of
gasoline, vehicle repair, risk management, and telephone services to
individual funds. The net loss of the Internal Service Funds was reported with
governmental activities (\$2,673 was included with business-type activities). 188,306

The effect of other various miscellaneous transactions is to increase net assets. 1,492

Changes in net assets of governmental activities \$ 20,584,925

The accompanying notes are an integral part of these financial statements.

Leon County, Florida

Statement of Revenues, Expenditures, and Changes in Fund Balances - Budget and Actual
General Fund

Year Ended September 30, 2008

	Budgeted Amounts		Actual Amounts	Variance With Final Budget
	Original	Final		Positive (Negative)
Revenues:				
Taxes	\$ 54,442,306	\$ 54,442,306	\$ 54,870,479	\$ 428,173
Licenses and Permits	207,040	207,040	218,206	11,166
Intergovernmental	18,721,759	18,741,376	17,788,139	(953,237)
Charges for services	11,751,116	11,706,215	7,528,165	(4,178,050)
Interest	1,302,231	1,302,231	1,107,771	(194,460)
Miscellaneous	125,519	171,159	854,164	683,005
Total revenues	<u>86,549,971</u>	<u>86,570,327</u>	<u>82,366,924</u>	<u>(4,203,403)</u>
Expenditures:				
Current:				
General government	34,745,643	35,514,943	30,100,177	5,414,766
Public safety	59,007,074	59,007,074	58,219,887	787,187
Physical environment	2,540,680	2,540,680	2,004,895	535,785
Economic environment	2,737,603	2,742,603	2,416,272	326,331
Human services	6,244,026	6,499,512	5,779,644	719,868
Culture and recreation	6,823,110	6,823,110	6,150,717	672,393
Judicial	3,462,170	3,467,173	5,295,868	(1,828,695)
Debt Service:				
Principal	-	-	-	-
Interest	-	-	-	-
Total expenditures	<u>115,560,306</u>	<u>116,595,095</u>	<u>109,967,460</u>	<u>6,627,635</u>
Excess (deficiency) of revenues over (under) expenditures	<u>(29,010,335)</u>	<u>(30,024,768)</u>	<u>(27,600,536)</u>	<u>2,424,232</u>
Other financing sources (uses):				
Transfers in	77,464,055	77,489,963	66,420,974	(11,068,989)
Transfers out	<u>(57,665,999)</u>	<u>(66,464,114)</u>	<u>(51,296,259)</u>	<u>15,167,855</u>
Total other financing sources (uses)	<u>19,798,056</u>	<u>11,025,849</u>	<u>15,124,715</u>	<u>4,098,866</u>
Net change in fund balance	(9,212,279)	(18,998,919)	(12,475,821)	6,523,098
Fund balances, October 1	<u>31,596,536</u>	<u>31,596,536</u>	<u>31,596,536</u>	<u>-</u>
Fund balances, September 30	<u>\$ 22,384,257</u>	<u>\$ 12,597,617</u>	<u>\$ 19,120,715</u>	<u>\$ 6,523,098</u>

The accompanying notes are an integral part of these financial statements.

Leon County, Florida

Statement of Revenues, Expenditures, and Changes in Fund Balances - Budget and Actual
Fine and Forfeiture Fund

Year Ended September 30, 2008

	<u>Budgeted Amounts</u>		<u>Actual Amounts</u>	<u>Variance With Final Budget Positive (Negative)</u>
	<u>Original</u>	<u>Final</u>		
Revenues:				
Taxes	\$ 61,680,976	\$ 61,680,976	\$ 61,782,032	\$ 101,056
Intergovernmental	9,789	9,789	17,538	7,749
Charges for services	1,230,654	1,230,654	926,031	(304,623)
Fines and forfeitures	150,346	150,346	170,224	19,878
Interest	498,511	498,511	752,518	254,007
Total revenues	<u>63,570,276</u>	<u>63,570,276</u>	<u>63,648,343</u>	<u>78,067</u>
Expenditures:				
Human services	195,985	150,985	-	150,985
Judicial	2,965,317	2,740,317	2,772,617	(32,300)
Total expenditures	<u>3,161,302</u>	<u>2,891,302</u>	<u>2,772,617</u>	<u>118,685</u>
Excess (deficiency) of revenues over (under) expenditures	<u>60,408,974</u>	<u>60,678,974</u>	<u>60,875,726</u>	<u>196,752</u>
Other financing sources (uses):				
Transfers in	323,000	323,000	1,746,994	1,423,994
Transfers out	<u>(66,115,298)</u>	<u>(69,960,298)</u>	<u>(69,960,298)</u>	<u>-</u>
Total other financing sources (uses)	<u>(65,792,298)</u>	<u>(69,637,298)</u>	<u>(68,213,304)</u>	<u>1,423,994</u>
Net change in fund balance	(5,383,324)	(8,958,324)	(7,337,578)	1,620,746
Fund balances, October 1	<u>14,437,074</u>	<u>14,437,074</u>	<u>14,437,074</u>	<u>-</u>
Fund balances, September 30	<u>\$ 9,053,750</u>	<u>\$ 5,478,750</u>	<u>\$ 7,099,496</u>	<u>\$ 1,620,746</u>

The accompanying notes are an integral part of these financial statements.

Leon County, Florida

Statement of Revenues, Expenditures, and Changes in Fund Balances - Budget and Actual
Grants Fund

Year Ended September 30, 2008

	<u>Budgeted Amounts</u>		<u>Actual Amounts</u>	<u>Variance With Final Budget Positive (Negative)</u>
	<u>Original</u>	<u>Final</u>		
Revenues:				
Intergovernmental	\$ 374,233	\$ 5,281,161	\$ 2,674,649	\$ (2,606,512)
Charges for services	150,060	196,821	184,611	(12,210)
Interest	-	-	116,750	116,750
Miscellaneous	478,508	2,828,412	2,082,674	(745,738)
Total revenues	<u>1,002,801</u>	<u>8,306,394</u>	<u>5,058,684</u>	<u>(3,247,710)</u>
Expenditures:				
General government	-	3,980	-	3,980
Public safety	499,870	1,009,766	644,922	364,844
Physical environment	-	1,880,679	1,235,441	645,238
Transportation	478,508	2,754,548	2,127,421	627,127
Economic environment	-	1,176,563	453,932	722,631
Human services	150,060	215,738	196,712	19,026
Culture and recreation	-	1,751,872	671,276	1,080,596
Judicial	-	335,407	85,703	249,704
Total expenditures	<u>1,128,438</u>	<u>9,128,553</u>	<u>5,415,407</u>	<u>3,713,146</u>
Excess (deficiency) of revenues over (under) expenditures	<u>(125,637)</u>	<u>(822,159)</u>	<u>(356,723)</u>	<u>465,436</u>
Other financing sources (uses):				
Transfers in	224,812	343,537	343,537	-
Transfers out	-	(31,779)	(144,210)	(112,431)
Total other financing sources (uses)	<u>224,812</u>	<u>311,758</u>	<u>199,327</u>	<u>(112,431)</u>
Net change in fund balance	99,175	(510,401)	(157,396)	353,005
Fund balances, October 1	<u>1,606,048</u>	<u>1,606,048</u>	<u>1,606,048</u>	<u>-</u>
Fund balances, September 30	<u>\$ 1,705,223</u>	<u>\$ 1,095,647</u>	<u>\$ 1,448,652</u>	<u>\$ 353,005</u>

The accompanying notes are an integral part of these financial statements.

Leon County, Florida

Statement of Revenues, Expenditures, and Changes in Fund Balances - Budget and Actual
Special Assessment Paving Fund

Year Ended September 30, 2008

	<u>Budgeted Amounts</u>		<u>Actual Amounts</u>	Variance With Final Budget Positive (Negative)
	<u>Original</u>	<u>Final</u>		
Revenues:				
Interest	\$ 136,999	\$ 136,999	\$ 128,849	\$ (8,150)
Miscellaneous	168,560	168,560	340,221	171,661
Total revenues	<u>305,559</u>	<u>305,559</u>	<u>469,070</u>	<u>163,511</u>
Other financing sources (uses):				
Transfers out	<u>(305,559)</u>	<u>(305,559)</u>	<u>(307,409)</u>	<u>(1,850)</u>
Total other financing sources (uses)	<u>(305,559)</u>	<u>(305,559)</u>	<u>(307,409)</u>	<u>(1,850)</u>
Net change in fund balance	-	-	161,661	161,661
Fund balances, October 1	<u>332,291</u>	<u>332,291</u>	<u>332,291</u>	<u>-</u>
Fund balances, September 30	<u>\$ 332,291</u>	<u>\$ 332,291</u>	<u>\$ 493,952</u>	<u>\$ 161,661</u>

The accompanying notes are an integral part of these financial statements.

Leon County, Florida

Statement of Net Assets
Proprietary Funds

September 30, 2008

	Business-type Activities - Enterprise Funds			Governmental Activities -
	Landfill Fund	Nonmajor Fund	Totals	Internal Service Funds
		Amtrak Station		
Assets:				
Current assets:				
Cash	\$ 1,208	\$ 132,899	\$ 134,107	\$ 169,130
Cash with fiscal agent	-	-	-	39,708
Investments	9,793,127	-	9,793,127	8,766,473
Receivables:				
Accounts	721,835	-	721,835	24,056
Intergovernmental	82,663	-	82,663	13,290
Inventory	-	-	-	52,738
Total current assets	<u>10,598,833</u>	<u>132,899</u>	<u>10,731,732</u>	<u>9,065,395</u>
Noncurrent assets:				
Restricted cash and investments	6,539,887	-	6,539,887	-
Capital assets:				
Land non-depreciable	1,809,844	600,000	2,409,844	-
Depreciable (net)	11,102,460	773,681	11,876,141	-
Total noncurrent assets	<u>19,452,191</u>	<u>1,373,681</u>	<u>20,825,872</u>	<u>-</u>
Total assets	<u>30,051,024</u>	<u>1,506,580</u>	<u>31,557,604</u>	<u>9,065,395</u>
Liabilities:				
Current liabilities:				
Accounts payable	542,581	-	542,581	213,451
Accrued liabilities	49,146	-	49,146	3,762
Compensated absences	59,962	-	59,962	-
Advances from other funds	-	-	-	20,000
Other current liabilities	-	-	-	3,438,000
Total current liabilities	<u>651,689</u>	<u>-</u>	<u>651,689</u>	<u>3,675,213</u>
Noncurrent liabilities:				
Compensated absences	126,596	-	126,596	-
Liability for closure costs/maintenance	13,511,227	-	13,511,227	-
Total noncurrent liabilities	<u>13,637,823</u>	<u>-</u>	<u>13,637,823</u>	<u>-</u>
Total liabilities	<u>14,289,512</u>	<u>-</u>	<u>14,289,512</u>	<u>3,675,213</u>
Net assets:				
Net assets, invested in Capital Assets	12,912,304	1,373,681	14,285,985	-
Unrestricted	2,849,208	132,899	2,982,107	5,390,182
Total net assets	<u>\$ 15,761,512</u>	<u>\$ 1,506,580</u>	<u>17,268,092</u>	<u>\$ 5,390,182</u>
Adjustment to reflect the consolidation of internal service fund activities related to enterprise funds.			<u>182,520</u>	
Net assets of business-type activities			<u>\$ 17,450,612</u>	

The accompanying notes are an integral part of these financial statements.

Leon County, Florida

Statement of Revenues, Expenses and Changes in Net Assets
Proprietary Funds

Year Ended September 30, 2008

	Business-type Activities - Enterprise Funds			Governmental Activities - Internal Service Funds
	Landfill Fund	Nonmajor Fund Amtrak Station	Totals	
Operating revenues:				
Charges for services	\$ 8,429,062	\$ -	\$ 8,429,062	\$ 8,912,434
Total operating revenues	<u>8,429,062</u>	<u>-</u>	<u>8,429,062</u>	<u>8,912,434</u>
Operating expenses:				
Personnel services	2,378,761	-	2,378,761	668,035
Contractual services	5,825,993	-	5,825,993	116,887
Supplies	432,710	-	432,710	1,876,413
Communications services	22,446	-	22,446	688,405
Insurance	159,589	-	159,589	4,544,582
Utility services	571,219	-	571,219	3,213
Depreciation	659,981	-	659,981	-
Other services and charges	1,757,645	-	1,757,645	1,142,761
Total operating expenses	<u>11,808,344</u>	<u>-</u>	<u>11,808,344</u>	<u>9,040,296</u>
Operating loss	<u>(3,379,282)</u>	<u>-</u>	<u>(3,379,282)</u>	<u>(127,862)</u>
Nonoperating revenues:				
Taxes	1,360,490	-	1,360,490	-
Interest revenue	472,757	4,953	477,710	313,495
Miscellaneous	249,263	-	249,263	-
Total nonoperating revenues	<u>2,082,510</u>	<u>4,953</u>	<u>2,087,463</u>	<u>313,495</u>
Income (loss) before transfers	(1,296,772)	4,953	(1,291,819)	185,633
Transfers in	505,790	-	505,790	-
Transfers out	<u>(27,210)</u>	<u>-</u>	<u>(27,210)</u>	<u>-</u>
Change in net assets	(818,192)	4,953	(813,239)	185,633
Net assets, October 1	<u>16,579,704</u>	<u>1,501,627</u>		<u>5,204,549</u>
Net assets, September 30	<u>\$ 15,761,512</u>	<u>\$ 1,506,580</u>		<u>\$ 5,390,182</u>
Adjustment to reflect the consolidation of internal service fund activities related to enterprise funds.			<u>(2,673)</u>	
Change in net assets of business-type activities			<u>\$ (815,912)</u>	

The accompanying notes are an integral part of these financial statements.

Leon County, Florida

Statement of Cash Flows
Proprietary Funds

Year Ended September 30, 2008

	Business-type Activities - Enterprise Funds			Governmental Activities - Internal Service Funds
	Landfill Fund	Nonmajor Fund Amtrak Station	Totals	
Cash flows from operating activities:				
Receipts from customers	\$ 9,451,762	\$ -	\$ 9,451,762	\$ 2,955,763
Receipts from interfund services	(7,320,461)	-	(7,320,461)	5,942,910
Payments to suppliers	(2,369,235)	-	(2,369,235)	(5,670,911)
Payments to employees	(998,823)	-	(998,823)	(677,733)
Claims paid	-	-	-	(1,751,242)
Payments for interfund services	-	-	-	(129,330)
Net cash (used in) provided by operating activities	(1,236,757)	-	(1,236,757)	669,457
Cash flows from noncapital financing activities:				
Tax proceeds	1,360,490	-	1,360,490	-
Repayments on interfund loans	27	-	27	-
Transfers received from other funds	505,790	-	505,790	-
Transfers made to other funds	(27,210)	-	(27,210)	-
Net cash provided by noncapital financing activities	1,839,097	-	1,839,097	-
Cash flows from capital and related financing activities:				
Sale of property	365,216	-	365,216	-
Acquisition and/or construction of capital assets	(852,286)	-	(852,286)	-
Net cash used by capital and related financing activities	(487,070)	-	(487,070)	-
Cash flows from investing activities:				
Proceeds from sales and maturities of investments	4,552,413	-	4,552,413	3,613,972
Purchase of investments	(5,560,630)	-	(5,560,630)	(4,688,794)
Interest and dividends received	489,198	4,953	494,151	328,210
Net cash provided by (used in) investing activities	(519,019)	4,953	(514,066)	(746,612)
Net increase (decrease) in cash	(403,749)	4,953	(398,796)	(77,155)
Cash and equivalents, October 1	404,957	127,946	532,903	285,993
Cash and equivalents, September 30	\$ 1,208	\$ 132,899	\$ 134,107	\$ 208,838

(continued)

Leon County, Florida

Statement of Cash Flows
Proprietary Funds (continued)

Year Ended September 30, 2008

	Business-type Activities - Enterprise Funds			Governmental Activities - Internal Service Funds
	Nonmajor Fund			
	Landfill Fund	Amtrak Station	Totals	
Reconciliation of operating income (loss) to net cash (used in) provided by operating activities:				
Operating income (loss)	\$ (3,379,282)	\$ -	\$ (3,379,282)	\$ (127,862)
Adjustments to reconcile operating income (loss) to net cash provided by operating activities:				
Depreciation expense	659,981	-	659,981	-
Change in assets and liabilities:				
Receivables	435,059	-	435,059	(13,290)
Inventories	-	-	-	12,930
Accounts payable	450,068	-	450,068	808,055
Accrued expenses	9,526	-	9,526	(10,376)
Estimated liability for closure	587,891	-	587,891	-
Net cash (used in) provided by operating activities	<u>\$ (1,236,757)</u>	<u>\$ -</u>	<u>\$ (1,236,757)</u>	<u>\$ 669,457</u>

The accompanying notes are an integral part of these financial statements.

Leon County, Florida

Statement of Fiduciary Net Assets
Agency Funds

September 30, 2008

	Total Agency Funds
Assets:	
Cash	\$ 6,304,266
Investments	2,145,069
Receivables:	
Accounts	1,067,099
Intergovernmental	3,165
Total assets	<u>\$ 9,519,599</u>
Liabilities:	
Accounts payable	\$ 2,329,823
Due to other governments	2,300,489
Deposits	3,170,027
Installment tax deposits	1,719,260
Total liabilities	<u>\$ 9,519,599</u>

The accompanying notes are an integral part of these financial statements.

LEON COUNTY, FLORIDA
NOTES TO FINANCIAL STATEMENTS
SEPTEMBER 30, 2008

I.	SUMMARY OF SIGNIFICANT ACCOUNTING POLICIES	
A.	Reporting Entity.....	30
B.	Measurement Focus and Basis of Accounting.....	32
C.	Basis of Presentation.....	35
D.	Assets, Liabilities, and Net Assets.....	37
II.	RECONCILIATION OF GOVERNMENT-WIDE AND FUND FINANCIAL STATEMENTS	
A.	Explanation of Differences Between the Governmental Fund Balance Sheet and the Government-wide Statement of Net Assets.....	41
B.	Explanation of Differences Between the Governmental Fund Operating Statements and the Government-wide Statement of Activities.....	45
III.	STEWARDSHIP, COMPLIANCE, AND ACCOUNTABILITY	
A.	Budgets and Budgetary Accounting.....	49
IV.	CASH AND INVESTMENTS	51
V.	PROPERTY TAXES	56
VI.	CAPITAL ASSETS	
A.	Capital Asset Activity.....	58
B.	Depreciation Expense.....	59
VII.	INTERFUND RECEIVABLES, PAYABLES AND TRANSFERS	
A.	Interfund Balances.....	60
B.	Interfund Transfers.....	61
VIII.	LONG-TERM OBLIGATIONS	
A.	Long-term Obligations (Excluding Accrued Compensated Absences).....	62
B.	Schedule of Debt Service Requirements.....	65
C.	Advances and Current Refundings.....	65
D.	A Summary of Changes in the Long-term Debt of the County.....	66
E.	Purchase Cards.....	67
F.	Special Assessment Debt.....	67
G.	Demand Bonds.....	67
H.	Discretely Presented Component Unit – Housing Finance Authority of Leon County.....	67
I.	Conduit Debt Obligations.....	68
J.	Debt Parity.....	69
IX.	CLOSURE AND POSTCLOSURE CARE COST	70

X.	EMPLOYEE BENEFITS	
	A.	Pension Plan70
	B.	Deferred Compensation Plan72
	C.	Liability for Compensated Absences72
	D.	Executive Service Plan72
	E.	Post Employment Benefits Other Than Pension Benefits.....72
XI.	RISK MANAGEMENT AND CONVENTIONALLY INSURED CLAIMS & LOSSES	
	A.	General Liability74
	B.	Workers Compensation.....74
	C.	Automobile Liability75
XII.	SEGMENT INFORMATION – ENTERPRISE FUNDS.....	75
XIII.	OTHER REQUIRED INDIVIDUAL FUND DISCLOSURES	
	A.	Excess of Expenditures Over Appropriations76
	B.	Excess of Expenditures Over Revenue in the Budget Column76
	C.	Deficit Fund Balances.....76
XIV.	COMMITMENTS AND CONTINGENCIES	
	A.	Contract Commitments76
	B.	Blueprint 2000 Intergovernmental Agency.....79
	C.	Potential Liabilities Resulting from Litigation79
XV.	SUBSEQUENT EVENTS	80

This page intentionally left blank.

Leon County, Florida
Notes to Financial Statements
September 30, 2008

NOTE I. SUMMARY OF SIGNIFICANT ACCOUNTING POLICIES

A. Reporting Entity

Leon County, Florida (the County) is a political subdivision of the State of Florida and provides services to its residents in many areas, including public safety, transportation, recreation, and human services. The County is governed by an elected seven member Board of County Commissioners (the Board). In addition to the members of the Board of County Commissioners, there are five elected Constitutional Officers: Clerk of the Circuit Court, Sheriff, Tax Collector, Property Appraiser, and Supervisor of Elections. The Constitutional Officers maintain separate accounting records and budgets. Effective for the 2003 fiscal year, the citizens of Leon County passed a voter referendum to make Leon County a Charter County. The Charter is a simple charter, which allows for the same powers and duties as provided in the Constitution of the State of Florida and *Florida Statutes*. However, in certain instances, the Charter may alter or expand the powers of the elected officials via voter referendum.

The accompanying financial statements present the combined financial position and results of operations of the entity as a whole, by major fund and nonmajor funds in aggregate, that are governed by the Board and the Constitutional Officers of Leon County, Florida.

The Board funds a portion, or in some cases all, of the operating budgets of the County's Constitutional Officers. The payments by the Board to fund the operating budgets of the Constitutional Officers are recorded as expenditures on the financial statements of the Board and as appropriations or charges for services on the financial statements of the Constitutional Officers. Accordingly, such amounts and the budget relating to those amounts have been eliminated in the accompanying combined financial statements.

Component Units

The component units discussed below are included in the County's reporting entity either because of the significance of the operational relationship or the County is financially accountable for the component unit. The County is financially accountable for an organization when the County appoints a voting majority of the organization's governing body and is able to impose its will on the organization. The County is also financially accountable when there is a potential for the organization to provide a financial benefit or impose a financial burden on Leon County; or the organization is fiscally dependent on the County.

Leon County, Florida
Notes to Financial Statements
September 30, 2008

NOTE I. SUMMARY OF SIGNIFICANT ACCOUNTING POLICIES (CONTINUED)

A. Reporting Entity (continued)

Component Units (continued)

Specific criteria used to determine financial accountability are:

- Selection of a Voting Majority of the Governing Body.
- Imposition of Will: Ability to remove appointed members at will; ability to approve or modify charges affecting revenue; ability to appoint, hire or dismiss management.
- Financial Benefit or Burden Relationship: The County is legally entitled to or can otherwise access the organization's resources; the County is legally obligated or has otherwise assumed the obligation to finance the deficits of or provide support to the organization; or the County is obligated in some manner for the debt of the organization.
- Fiscal Dependency: Ability to approve or modify the organization's budget or rate charges and ability to approve debt issuances and/or tax levies.

The financial statements of the component units have been included in the financial reporting entity either as a blended component unit or as a discretely presented component unit in accordance with Governmental Accounting Standards Board (GASB) Statement No. 14, *The Financial Reporting Entity*, and GASB Statement No. 39, *Determining Whether Certain Organizations Are Component Units*. At September 30, 2008, the only component unit of the County is The Housing Finance Authority of Leon County (the Authority) and is presented in a separate column on the County's financial statements.

The Authority was created as a Florida public corporation in accordance with the Florida Housing Finance Authority Law, Part IV of Chapter 159, *Florida Statutes* (1979), following the adoption of an approving ordinance (#80-39) by the Board of County Commissioners of Leon County, Florida. The Authority is a Dependent Special District as defined in Chapter 89-169, Laws of Florida.

The Authority's governing board is appointed by the Board of County Commissioners; the budget is approved by the County; all bonds issued and contracts entered into must be approved by the County; the County may, at its sole discretion, and at anytime, alter or change the structure, organization, programs or activities of the Authority, including the power to terminate the Authority; and the County maintains the books and records of the Authority. This unit is reported in a separate column to emphasize that it is legally separate from the County. Separate financial information for the Authority is available in the Finance Department currently housed in the Bank of America Building, commonly known as BOA Building, 315 South Calhoun Street, Suite 450, Tallahassee, Florida 32301.

Leon County, Florida
Notes to Financial Statements
September 30, 2008

NOTE I. SUMMARY OF SIGNIFICANT ACCOUNTING POLICIES (CONTINUED)

A. Reporting Entity (continued)

Component Units (continued)

Excluded from the Reporting Entity:

The Leon County Health Facilities Authority, Leon County Research and Development Authority, and Leon County Education Facilities Authority have been established under *Florida Statutes*, Chapter 159, Part V; Chapter 154, Part III; and Chapter 243, respectively. Operations of the above authorities are not included in this report.

Other public entities located within Leon County and not included in the financial statements of the County include municipalities and the following independent taxing districts authorized and established by the laws of Florida:

Leon County School Board District
Leon County Health Department
Tallahassee – Leon County Civic Center Authority
Fallschase Special Taxing District
Northwest Florida Water Management District

These potential component units have been excluded because they do not meet the criteria for inclusion in the reporting entity.

B. Measurement Focus and Basis of Accounting

The basic financial statements of the County are composed of the following:

- Government-wide financial statements
- Fund financial statements
- Notes to the financial statements

Government-wide Financial Statements

Government-wide financial statements (the Statement of Net Assets and Statement of Activities) provide financial information about Leon County government as a whole, except for its fiduciary activities. These statements include separate columns for the governmental and business-type activities of the primary government, as well as its discretely presented component unit and provide for a consolidated financial picture of the government. The Statement of Net Assets reports all financial and capital resources of Leon County's governmental and business-type

Leon County, Florida
Notes to Financial Statements
September 30, 2008

NOTE I. SUMMARY OF SIGNIFICANT ACCOUNTING POLICIES (CONTINUED)

B. Measurement Focus and Basis of Accounting (continued)

Government-wide Financial Statements (continued)

activities. The Statement of Activities reports functional categories of programs provided by the County and demonstrates how and to what degree those programs are supported by specific revenue. As part of the consolidation process, the effect of interfund activity has been removed from these statements to avoid distorted financial results. Any interfund services provided and used are not eliminated during this process, but reassigned to governmental activities. Any amounts reported as interfund balances represent the residual amounts due between governmental and business-type activities. Fiduciary funds of the government are also removed from this presentation since the resources are not available for general government funding purposes. Governmental activities, which normally are supported by taxes and intergovernmental revenues, are reported separately from business-type activities. Business-type activities rely, to a significant extent, on fees and charges for support.

Likewise, the primary government is reported separately from the legally separate component unit for which the primary government is financially accountable. Government-wide financial statements are reported using the economic resources measurement focus and the accrual basis of accounting, as are the proprietary fund and agency fund financial statements. Under the accrual basis of accounting, revenues, expenses, gains, losses, assets, and liabilities resulting from exchange and exchange-like transactions are recognized when the exchange takes place. Revenues, expenses, gains, losses, assets, and liabilities resulting from nonexchange transactions are recognized in accordance with the requirements of GASB Statement No. 33, *Accounting and Financial Reporting for Nonexchange Transactions*. Program revenues include charges for services, fines and forfeiture, licenses and permits, and payments made by parties outside of the reporting government's citizenry if that money is restricted to a particular program. Program revenues are netted with program expenses in the Statement of Activities to present the net cost of each program. Amounts paid to acquire capital assets are capitalized as assets in the government-wide financial statements, rather than being reported as expenditures. Proceeds of long-term debt are recorded as liabilities in the government-wide financial statements, rather than as an other financing source. Amounts paid to reduce long-term indebtedness of the reporting government are reported as reductions of the related liability, rather than as expenditures.

Fund Financial Statements

The accounts of the County are organized on the basis of funds, each of which is considered a separate accounting entity. The operations of each fund are accounted for with a separate set of self-balancing accounts that comprises its assets, liabilities, fund equity, revenue, and expenditures, or expenses, as appropriate. Government resources are allocated to, and accounted for, in individual funds based upon the purposes for which they are to be spent and the means by which spending activities are controlled.

Leon County, Florida
Notes to Financial Statements
September 30, 2008

NOTE I. SUMMARY OF SIGNIFICANT ACCOUNTING POLICIES (CONTINUED)

B. Measurement Focus and Basis of Accounting (continued)

Fund Financial Statements (continued)

Fund financial statements for the primary government's governmental, proprietary, and fiduciary funds are presented after the government-wide financial statements. These statements show information about major funds individually and nonmajor funds in the aggregate for governmental and enterprise funds. The fiduciary statement includes financial information for the agency funds. The agency funds of the County primarily represent assets held by the County in a custodial capacity for other individuals or governments.

Governmental Funds

Governmental fund financial statements are reported using the current financial resources measurement focus and the modified accrual basis of accounting. Revenues are recognized as soon as they are both measurable and available. Revenues are considered to be available when they are collected within the current period or soon enough thereafter to pay liabilities of the current period. For this purpose, the County considers revenues to be available if they are collected within 60 days of the end of the current fiscal period. Expenditures generally are recorded when a liability is incurred, as under accrual accounting. Franchise fees, licenses, sales taxes, gas taxes, operating and capital grants, and interest associated with the current fiscal period are all considered to be susceptible to accrual and have been recognized as revenues of the current fiscal period. All other revenue items are considered to be measurable only when the County receives cash.

Under the current financial resources measurement focus, only current assets and current liabilities are generally included on the balance sheet. The reported fund balance is considered to be a measure of "available spendable resources." Governmental funds operating statements present increases (revenues and other financing sources) and decreases (expenditures and other financing uses) in net current assets. Accordingly, they are said to present a summary of sources and uses of "available spendable resources" during a period.

Noncurrent portions of long-term receivables (special assessment) due to governmental funds are reported on their balance sheets in spite of their spending measurement focus. Noncurrent portions of other long-term receivables are offset by deferred revenue.

Because of their spending measurement focus, expenditure recognition for governmental fund types excludes amounts represented by noncurrent liabilities. Since they do not affect net current assets, such long-term amounts are not recognized as governmental fund type expenditures or fund liabilities.

Leon County, Florida
Notes to Financial Statements
September 30, 2008

NOTE I. SUMMARY OF SIGNIFICANT ACCOUNTING POLICIES (CONTINUED)

B. Measurement Focus and Basis of Accounting (continued)

Fund Financial Statements (continued)

Amounts expended to acquire capital assets are recorded as expenditures in the year that resources were expended, rather than as fund assets. The proceeds of long-term debt are recorded as an other financing source rather than as a fund liability. However, debt service expenditures, as well as expenditures related to compensated absences and claims and judgments, are recorded only when payment is due.

Proprietary Funds

The County's enterprise funds and internal service funds are proprietary funds. In the fund financial statements, proprietary funds are presented using the accrual basis of accounting. Revenues are recognized when they are earned and expenses are recognized when the related goods or services are delivered. In the fund financial statements, proprietary funds are presented using the economic resources measurement focus. This means that all assets and all liabilities (whether current or noncurrent) associated with their activity are included on their balance sheets. Proprietary fund type operating statements present increases (revenues) and decreases (expenses) in total net assets. For the enterprise funds, as permitted by GASB Statement No. 20, the County has elected not to apply all FASB Statements and Interpretations, APB Opinions, and Accounting Research Bulletins, issued on or after November 30, 1989.

Proprietary fund operating revenues, such as charges for services, result from exchange transactions associated with the principal activity of the fund. Exchange transactions are those in which each party receives and gives up essentially equal values. Nonoperating revenues, such as subsidies, taxes, and investment earnings, result from nonexchange transactions or ancillary activities. Amounts paid to acquire capital assets are capitalized as assets in the fund financial statements, rather than reported as an expenditure. Proceeds of long-term debt are recorded as a liability in the fund financial statements, rather than as an other financing source. Amounts paid to reduce long-term indebtedness are reported as a reduction of the related liabilities, rather than as an expense.

C. Basis of Presentation

GASB Statement No. 34 sets forth minimum criteria (percentage of the assets, liabilities, revenues or expenditures/expenses of either fund category and the governmental and enterprise combined) for the determination of major funds. The nonmajor funds are combined in a column in the fund financial statements and detailed in the combining section.

Governmental Major Funds:

The County reports the following major funds in the governmental fund financial statements:

Leon County, Florida
Notes to Financial Statements
September 30, 2008

NOTE I. SUMMARY OF SIGNIFICANT ACCOUNTING POLICIES (CONTINUED)

C. Basis of Presentation (continued)

Governmental Major Funds (continued)

General Fund – The General Fund is the general operating fund of the County. This fund is used to account for all financial transactions not required to be accounted for in another fund.

Fine and Forfeiture Fund – This fund was established to account for revenues collected pursuant to the provisions of Section 142.01, *Florida Statutes*. It also accounts for expenditures related to the costs of criminal prosecutions and for the proceeds of certain court fines and costs as well as accounting for ad valorem tax revenues collected and used to support the Sheriff's Department.

Grants Fund – This fund is used to account for the revenues and expenses of federal, state, and local grants awarded to the County. This fund also includes the corresponding County matching funds for the various grants.

Special Assessments Fund – This fund accounts for the repayment of special assessments associated with the County's paving program. Repayments are collected as a non-ad valorem special assessment on the annual tax bill. These revenues repay the County for the costs to construct the paving projects.

Capital Improvement Fund – This fund is used to account for the acquisition or construction of major non-transportation related capital facilities and/or projects other than those financed by proprietary funds.

Local Option Sales Tax Fund – The Local Option Sales Tax Fund accounts for revenues generated by the local option one-cent sales tax. This tax, which was approved by the voters of Leon County in a referendum election held on November 4, 1989, provides for the levy of a one percent sales tax on every taxable item sold in the County and taxed pursuant to the provisions of Chapter 206, *Florida Statutes*. The statutory authority to collect these revenues expired on October 31, 2004. Utilization of the proceeds of this tax are limited to the costs of acquisition, construction, reconstruction, and maintenance of roads and streets; and the costs of establishing, operating, and maintaining a transportation system and related facilities.

Proprietary Major Fund:

Landfill Fund – The Landfill Fund accounts for the revenues, expenses, assets and liabilities associated with the County landfill and transfer station.

Note: The determination of which funds are major funds will vary from year to year because the determination is made using the calculation requirements established in GASB Statement No. 34.

Leon County, Florida
Notes to Financial Statements
September 30, 2008

NOTE I. SUMMARY OF SIGNIFICANT ACCOUNTING POLICIES (CONTINUED)

C. Basis of Presentation (continued)

Other Fund Types:

Internal Service Funds – Internal Service Funds account for fleet management, communications, and self-insurance services provided to other departments of the County on a cost reimbursement basis.

Agency Fund – The Agency Fund is used to account for the collection and disbursement of monies by the County on behalf of other governments and individuals, such as cash bonds, traffic fines, support payments and ad valorem taxes.

Noncurrent Governmental Assets/Liabilities

GASB Statement No. 34 requires noncurrent governmental assets, such as land and buildings, and noncurrent governmental liabilities, such as general obligation bonds, revenue bonds and capital leases, be reported in the governmental activities column in the government-wide statement of net assets.

D. Assets, Liabilities, and Net Assets

Cash and Cash Equivalents

Cash and cash equivalents are defined as short-term, highly liquid investments that are both readily convertible to known amounts of cash and have an original maturity of three months or less. This includes cash in banks, repurchase agreements with financial institutions, petty cash, cash with claims administrators, and balances.

Investments

Investments for the County are reported at fair value, in accordance with GASB Statement No. 31. In addition to reporting investments at fair value, the County is reporting investments in accordance with the requirements of GASB Statement No. 40.

Receivables and Payables

Receivables are shown net of an allowance for uncollectibles. The emergency medical services allowance is equal to 41% of outstanding gross charges at September 30, 2008.

Leon County, Florida
Notes to Financial Statements
September 30, 2008

NOTE I. SUMMARY OF SIGNIFICANT ACCOUNTING POLICIES (CONTINUED)

D. Assets, Liabilities, and Net Assets (continued)

Inventories and Prepaid Items

Inventories, consisting primarily of expendable items (materials and supplies), are determined by physical count at the County's fiscal year end and valued at cost on the basis of the "first-in first-out" method of accounting. Inventory shown in the Governmental Funds consists of fuel, medical supplies, vehicle parts, and road materials. The inventory is recorded as an expenditure when consumed (consumption method) rather than when purchased.

Certain payments to vendors reflect costs applicable to future accounting periods and are recorded as prepaid items in both government-wide and fund financial statements.

Restricted Assets

Certain funds of the County are classified as restricted assets on the Statement of Net Assets because the restriction is either imposed by law through constitutional provisions or enabling legislation or imposed externally by creditors, grantors, contributors, or laws or regulations of other governments. Therefore, their use is limited by applicable laws and regulations. It is the practice of the County to utilize restricted net assets before unrestricted net assets. Certain Landfill Fund assets are required to be segregated from other current assets. These assets are legally restricted for specific purposes, such as landfill closure and post-closure care.

Capital Assets

Capital assets include property, plant, equipment, and infrastructure assets. Infrastructure assets are defined as public domain fixed assets such as roads, bridges, curbs and gutters, streets and sidewalks, drainage systems, lighting systems, and similar assets that are immovable and of value only to the government unit. All qualified infrastructure assets have been capitalized and included in the September 30, 2008 financial statements. Capital assets are reported in the government-wide financial statements in the applicable governmental or business-type activities column, as well as the proprietary fund financial statements. Capital assets are defined by Section 274.02, *Florida Statutes*, to include items of a nonconsumable nature with a value of at least \$1,000 and a life of one year or more. The County maintains an administrative record of these assets. However, for reporting purposes, the threshold for capitalizing property, plant, and equipment is \$20,000, buildings \$50,000, and infrastructure is \$100,000. Capital assets are recorded at cost, or estimated historical cost. Contributed assets are recorded at estimated fair market value at the time received. Depreciation is calculated using the straight-line method over the estimated useful lives of the related assets.

Leon County, Florida
Notes to Financial Statements
September 30, 2008

NOTE I. SUMMARY OF SIGNIFICANT ACCOUNTING POLICIES (CONTINUED)

D. Assets, Liabilities and Net Assets (continued)

Capital Assets (continued)

The ranges of useful lives are as follows:

<u>Assets</u>	<u>Years</u>
Buildings	30-50
Improvements other than buildings	6-50
Equipment	3-35
Library collection	5
Furniture	4-20
Vehicles and rolling stock	3-10
Infrastructure	20-50

Florida Statutes require that the Board maintain accountability for all assets used in operations, except those maintained by the Sheriff.

Capitalization of Interest

Interest costs related to bond issues are capitalized during the construction period for Proprietary activities only; GASB Statement No. 37 removes the capitalization of construction period interest requirement for capitalized assets used in Governmental activities. Instead, such costs are netted against applicable interest earnings on construction fund investments. During the current period, the County did not have any capitalized interest.

Unearned Revenues

Deferred revenues reported in government-wide financial statements represent unearned revenues. The deferred revenues will be recognized as revenue in the fiscal year they are earned in accordance with the accrual basis of accounting. Deferred revenues reported in governmental fund financial statements represent unearned revenues or revenues which are measurable but not available. In accordance with the modified accrual basis of accounting, these items are reported as deferred revenues.

Landfill Closure Costs

The County has adopted a policy, based on U.S. Environmental Protection Agency rules and in accordance with Florida Law, to set aside funds for the post-closure care costs of the County's landfills.

Within the Landfill Fund, deposits are made to the fund's other cash and cash equivalents account for the purpose of complying with the escrow requirements of Rule 17-701.630, Florida

Leon County, Florida
Notes to Financial Statements
September 30, 2008

NOTE I. SUMMARY OF SIGNIFICANT ACCOUNTING POLICIES (CONTINUED)

D. Assets, Liabilities and Net Assets (continued)

Landfill Closure Costs (continued)

Administrative Code. This rule requires the County to annually deposit funds in an interest-bearing escrow account for the purpose of funding the minimum estimated landfill closure cost. This amount is represented as “Restricted Assets” on the Statement of Net Assets.

Per the above rule, an audited report is filed each year with the Florida Department of Environmental Protection. The liability on the face of the statements is equal to the total estimated cost of closure and post-closure care. The estimates are reviewed and adjusted each year for changes due to inflation, technology or applicable laws or regulations.

Accrued Compensated Absences

The County accrues accumulated unpaid vacation and sick leave when earned by the employee. The current portion is the amount estimated to be used in the following year. The noncurrent portion is the amount estimated to be used in subsequent fiscal years. Both the current and noncurrent estimated accrued compensated absences amounts for governmental funds are maintained separately and represent a reconciling item between the fund and the government-wide presentations.

Net Obligation for Other Postemployment Benefits

The County offers retiree medical and life insurance benefits for qualifying employees that have retired from a Florida Retirement System (FRS) pension plan. Following the provisions of GASB Statement No. 45, a net obligation is accrued as a noncurrent liability and is a reconciling item between the fund and the government-wide presentations.

Obligation for Bond Arbitrage Rebate

Pursuant to Section 148(f) of the U.S. Internal Revenue Code, the County must rebate to the United States Government the excess of interest earned from the investment of certain debt proceeds and pledged revenues over the yield rate of the applicable debt. The County uses the “revenue reduction” approach in accounting for rebatable arbitrage, which treats excess earnings as a reduction of revenue. The County has recorded an arbitrage liability outstanding as of September 30, 2008.

Due to/from Other Funds

These are activities between funds. Such amounts are representative of lending/borrowing arrangements outstanding at the end of the fiscal year and referred to as either “due to/from other funds” (i.e., the current portion of interfund loans) or “advances to/from other funds” (i.e., the

Leon County, Florida
Notes to Financial Statements
September 30, 2008

NOTE I. SUMMARY OF SIGNIFICANT ACCOUNTING POLICIES (CONTINUED)

D. Assets, Liabilities and Net Assets (continued)

Due to/from Other Funds (continued)

noncurrent portion of interfund loans). Any residual balances outstanding between the governmental activities and business-type activities are reported in the government-wide financial statements as “internal balances.”

Advances to/from Other Funds

When reported in the fund financial statements, these are offset by a fund balance reserve account in applicable governmental funds to indicate that they are not available for appropriation and are not available expendable financial resources.

Reserves/Designations of Fund Balances and Net Assets

Reserves and designations recorded in the governmental funds represent portions of fund balance, which cannot be appropriated for expenditures or which have been segregated for specific future uses. Net assets of the Self Insurance Fund are reserved for anticipated future catastrophic losses pursuant to County policy and GASB Statement No. 10.

NOTE II. RECONCILIATION OF GOVERNMENT-WIDE AND FUND FINANCIAL STATEMENTS

A. Explanation of Differences between the Governmental Fund Balance Sheet and the Government-wide Statement of Net Assets

“Total fund balances” of the County’s governmental funds (\$182,631,112) differs from “net assets” of governmental activities (\$412,349,580) reported in the Statement of Net Assets. This difference results primarily from the long-term economic focus of the Statement of Net Assets versus the current financial resources focus of the governmental fund balance sheet.

Capital Related Items

When capital assets (property, plant, and equipment) to be used in governmental activities are purchased or constructed, the costs of those assets are reported as expenditures in governmental funds. However, the Statement of Net Assets included those capital assets among the assets of the County as a whole.

Cost of capital assets	\$ 564,548,691
Accumulated depreciation	(235,009,069)
Net capital assets added	<u>\$ 329,539,622</u>

Leon County, Florida
Notes to Financial Statements
September 30, 2008

NOTE II. RECONCILIATION OF GOVERNMENT-WIDE AND FUND FINANCIAL STATEMENTS

A. Explanation of Differences between the Governmental Fund Balance Sheet and the Government-wide Statement of Net Assets (continued)

Long-term Debt Transactions

Long-term liabilities applicable to the County's governmental activities are not due and payable in the current period and accordingly are not reported as current fund liabilities. All liabilities (both current and long-term) are reported in the Statement of Net Assets. Balances at September 30, 2008 were:

Capital Improvement Revenue Bonds, Series 2005	\$53,735,000
Capital Improvement Revenue Bonds, Series 2003A	7,965,000
Taxable Capital Improvement Revenue Bonds, Series 2003B	12,465,000
Capital Improvement Revenue Bonds, Series 1999	2,105,000
Capital Improvement Refunding Revenue Bonds, Series 1998B	12,360,000
Note Payable	3,875,046
Other Postemployment Benefits	662,234
Liability for Compensated Absences	13,053,484
Arbitrage Rebate Liability	25,000
	<u>\$106,245,764</u>

Internal Service Funds

Management uses internal service funds to charge the cost of fleet management and insurance activities to the individual funds benefited. Because internal service funds primarily serve governmental activities of the County, the assets and liabilities of those funds are included in the governmental activities for government-wide reporting purposes. The total amount of internal service fund assets, net of liabilities, included with governmental activities on the September 30, 2008, Statement of Net Assets is \$5,207,662.

Leon County, Florida
Notes to Financial Statements
September 30, 2008

NOTE II. RECONCILIATION OF GOVERNMENT-WIDE AND FUND FINANCIAL STATEMENTS (CONTINUED)

A. Explanation of Differences between the Governmental Fund Balance Sheet and the Government-wide Statement of Net Assets (continued)

Assets	Total Governmental Funds	Capital Related Items
Equity in pooled cash and equivalents	\$ 19,014,105	\$ —
Investments	166,053,895	—
Receivables (net)	11,015,481	—
Due from other funds	4,213,128	—
Advances to other funds	20,000	—
Inventories	592,066	—
Other assets	14,141	—
Capital assets - net	—	329,539,622
Total assets	\$ 200,922,816	\$ 329,539,622
Liabilities and Fund Balances		
Liabilities:		
Accounts payable	\$ 5,331,424	\$ —
Accrued liabilities	3,380,429	—
Intergovernmental payables	220,595	—
Internal balance	—	—
Estimated liability for self-insurance loss	—	—
Due to other funds	4,213,128	—
Deposits	586,918	—
Arbitrage rebate	—	—
Unearned revenue	4,559,210	—
Advances from other funds	—	—
Accrued compensated balances	—	—
Capital leases	—	—
Bond and notes payable (net)	—	—
Total liabilities	18,291,704	—
Fund balances/net assets	182,631,112	329,539,622
Total liabilities and fund balances/net assets	\$ 200,922,816	\$ 329,539,622

Leon County, Florida
Notes to Financial Statements
September 30, 2008

NOTE II. RECONCILIATION OF GOVERNMENT-WIDE AND FUND FINANCIAL STATEMENTS (CONTINUED)

A. Explanation of Differences between the Governmental Fund Balance Sheet and the Government-wide Statement of Net Assets (continued)

Long-term Debt Transactions	Internal Service Funds	Reclassifications and Eliminations	Statement of Net Assets
\$ —	\$ 208,838	\$ —	\$ 19,222,943
—	8,766,473	—	174,820,368
—	37,346	—	11,052,827
—	—	(4,213,128)	—
—	—	(20,000)	—
—	52,738	—	644,804
1,215,474	—	—	1,229,615
—	—	—	329,539,622
<u>\$ 1,215,474</u>	<u>\$ 9,065,395</u>	<u>\$ (4,233,128)</u>	<u>\$536,510,179</u>
\$ —	\$ 213,451	\$ —	\$ 5,544,875
—	2,288	—	3,382,717
—	—	—	220,595
—	182,520	—	182,520
—	3,438,000	—	3,438,000
—	—	(4,213,128)	—
—	—	—	586,918
25,000	—	—	25,000
—	—	—	4,559,210
—	20,000	(20,000)	—
660,760	1,474	—	662,234
13,053,484	—	—	13,053,484
92,505,046	—	—	92,505,046
<u>106,244,290</u>	<u>3,857,733</u>	<u>(4,233,128)</u>	<u>124,160,599</u>
<u>(105,028,816)</u>	<u>5,207,662</u>	<u>—</u>	<u>412,349,580</u>
<u>\$ 1,215,474</u>	<u>\$9,065,395</u>	<u>\$ (4,233,128)</u>	<u>\$ 536,510,179</u>

Leon County, Florida
Notes to Financial Statements
September 30, 2008

NOTE II . RECONCILIATION OF GOVERNMENT-WIDE AND FUND FINANCIAL STATEMENTS (CONTINUED)

B. Explanation of Differences between the Governmental Fund Operating Statements and the Government-wide Statement of Activities

The “net change in fund balances” for governmental funds of \$15,963,891 differs from the “change in net assets” for governmental activities of \$20,584,925, reported in the Statement of Activities. The differences arise primarily from the long-term economic focus of the Statement of Activities, versus the current financial resources focus of the governmental funds. The effect of the differences is illustrated below.

Capital Related Items

When capital assets that are to be used in governmental activities are purchased or constructed, the resources expended for those assets are reported as expenditures in governmental funds. However, in the Statement of Activities, the cost of those assets is allocated over their estimated useful lives and reported as depreciation expense. As a result, fund balances decrease by the amount of the financial resources expended, whereas net assets decrease by the amount of depreciation expense charged for the year.

Capital outlay	\$ 18,966,893
Depreciation expense	<u>(17,785,987)</u>
Net	<u><u>\$ 1,180,906</u></u>

Long-term Debt Transactions

In the Statement of Activities, debt and capital lease proceeds increase long-term liabilities. However, in the governmental funds, debt and capital lease proceeds are treated as other financing sources since they provide current financial resources to governmental funds.

Repayments of bond principal and capital lease principal are reported as expenditures in the governmental funds and, thus, have the effect of reducing fund balance because current financial resources have been used. However, the principal payments reduce the liabilities in the Statement of Net Assets and do not result in an expense in the Statement of Activities.

<u>Principal payments</u>	<u><u>\$ 4,985,881</u></u>
---------------------------	----------------------------

Leon County, Florida
Notes to Financial Statements
September 30, 2008

NOTE II. RECONCILIATION OF GOVERNMENT-WIDE AND FUND FINANCIAL STATEMENTS (CONTINUED)

B. Explanation of Differences between the Governmental Fund Operating Statements and the Government-wide Statement of Activities (continued)

Long-term Debt Transactions (continued)

Some expenses reported in the Statement of Activities do not require the use of current financial resources, therefore, are not reported as expenditures in governmental funds

Amortization of current year bond discount/premium	\$ 47,390
Amortization of current year bond costs	(44,398)
Amortization of current year deferred charge on refunding	(140,705)
Net increase in compensated absences	(935,604)
Net increase in other postemployment benefits	(662,234)
	<u>\$ (1,735,551)</u>

Internal Service Funds Aggregate Loss

The assets and liabilities of the Internal Service Funds are included in governmental activities in the Statement of Net Assets because they primarily serve governmental activities of the County. The net costs of the Internal Service Funds are reported with governmental activities.

Internal Service Funds aggregate gain (loss) on governmental activities	<u>\$ 188,306</u>
---	-------------------

Leon County, Florida
Notes to Financial Statements
September 30, 2008

NOTE II. RECONCILIATION OF GOVERNMENT-WIDE AND FUND FINANCIAL STATEMENTS (CONTINUED)

B. Explanation of Differences between the Governmental Fund Operating Statements and the Government-wide Statement of Activities (continued)

		Total Governmental Funds	Capital Related Items	Long-Term Debt Transactions
Revenues:	Taxes	\$142,652,861	\$ —	\$ —
	Licenses and permits	2,997,349	—	—
	Intergovernmental	27,935,341	—	—
	Charges for services	47,039,788	—	—
	Fines and forfeitures	1,076,135	—	—
	Interest	7,103,114	—	—
	Miscellaneous	5,590,374	—	—
Total revenues		234,394,962	—	—
Expenditures:	Current:			
	General government	35,444,524	(2,592,635)	—
	Public safety	90,170,315	(4,586,178)	—
	Physical environment	14,014,758	(2,017,452)	—
	Transportation	18,313,212	8,490,067	—
	Economic environment	7,356,917	—	—
	Human services	10,301,354	67,417	—
	Culture and recreation	12,591,684	(573,631)	—
	Judicial	20,359,240	31,507	—
Debt service	Principal	4,985,882	—	(4,985,881)
	Interest and fiscal charges	4,411,649	—	—
	Other debt service costs	2,956	—	137,713
Total expenditures		217,952,491	(1,180,906)	(4,848,168)
Excess (deficiency) of revenues over (under) expenditures		16,442,471	1,180,906	4,848,168
Other financing sources (uses):	Operating transfers in	134,502,104	—	—
	Operating transfers out	(134,980,684)	—	—
Total other financing sources (uses)		(478,580)	—	—
Net change in fund balance		15,963,891	1,180,906	4,848,168
Fund balances, October 1		166,667,221		
Fund balances, September 30		\$ 182,631,112		

Leon County, Florida
Notes to Financial Statements
September 30, 2008

NOTE II. RECONCILIATION OF GOVERNMENT-WIDE AND FUND FINANCIAL STATEMENTS (CONTINUED)

B. Explanation of Differences between Governmental Fund Operating Statements and the Government-wide Statement of Activities (continued)

Compensated Absences	Other Postemployment Benefits	Internal Service Funds	Reclassifications and Eliminations	Statement of Activities
\$ —	\$ —	\$ —	\$ —	\$ 142,652,861
—	—	—	—	2,997,349
—	—	—	—	27,935,341
—	—	—	(257,795)	46,781,993
—	—	—	—	1,076,135
—	—	313,495	—	7,416,609
—	—	—	—	5,590,374
—	—	313,495	(257,795)	234,450,662
121,746	161,294	60,028	(1,750)	33,193,207
729,883	343,783	117,659	(242,892)	86,532,570
20,137	29,229	(3,404)	(6,991)	12,036,277
17,833	25,886	(23,553)	—	26,823,445
1,672	2,427	714	(6,906)	7,354,824
5,498	7,980	(41,348)	(290)	10,340,611
19,358	28,099	2,155	(458)	12,067,207
19,477	63,536	12,938	—	20,486,698
—	—	—	—	—
—	—	—	—	4,411,649
—	—	—	—	140,669
935,604	662,234	125,189	(259,287)	213,387,157
(935,604)	(662,234)	188,306	(1,492)	21,063,505
—	—	—	(134,502,104)	—
—	—	—	134,502,104	(478,580)
—	—	—	—	(478,580)
(935,604)	(662,234)	188,306	1,492	20,584,925
				391,764,655
				<u>\$ 412,349,580</u>

Leon County, Florida
Notes to Financial Statements
September 30, 2008

NOTE III. STEWARDSHIP, COMPLIANCE, AND ACCOUNTABILITY

A. Budgets and Budgetary Accounting

Section 129.01(2) (b), *Florida Statutes*, requires that "...the receipts division of the budget shall include ninety-five percent of all receipts reasonably expected to be anticipated from all sources, including taxes to be levied, and one hundred percent of the amount of the balances, both of cash and liquid securities, estimated to be brought forward at the beginning of the fiscal year." The County has complied with the provisions of the above Florida Statute.

Annual budgets for the governmental fund types and the Housing Finance Authority of Leon County are adopted on a basis consistent with generally accepted accounting principles. Budgets are not adopted for the fiduciary funds. The legal level of budgetary control is at the fund level; however, budgets are monitored at varying levels of detail. All annual appropriations lapse at fiscal year end, although the County expects to honor purchase orders and contracts in process, subject to authority provided in the subsequent year's budget.

The budget information, as amended and presented in the financial statements was prepared on the modified accrual basis of accounting. All Board authorized amendments to the applicable budget originally approved have been incorporated into the data reflected in the financial statements. The Board made several supplemental budgetary appropriations throughout the year.

The County uses the following procedures in establishing the budgetary data reflected in the financial statements:

1. On or before May 1 of each year, the Clerk of Courts, Sheriff, and Supervisor of Elections submit to the Board a tentative budget for the ensuing fiscal year. The tentative budget includes proposed expenditures and funding sources.
2. Section 195.087, *Florida Statutes*, governs the preparation, adoption, and administration of the annual budget of the Property Appraiser and Tax Collector. The proposed operating budget is presented to the Board of County Commissioners on or before June 1 of each year by the Property Appraiser and on or before August 1 of each year by the Tax Collector. Their budgets are simultaneously submitted to the State of Florida, Department of Revenue, from which the approval of the budget of the Property Appraiser and Tax Collector must emanate.
3. On or before July 15 of each year, or within 15 days after the receipt of certified taxable property values from the Property Appraiser, whichever occurs last, the Office of Management and Budget presents to the Board a proposed budget for the fiscal year commencing the following October 1. Pursuant to the provisions of Section 129.01, *Florida Statutes*, the proposed budget as submitted contains balanced statements of estimated revenues (including unexpended fund balances to be carried forward) and proposed appropriations for each fund required to be presented by law or by sound financial practices, including the General, Special Revenue, Debt Service, and Capital Projects funds.

Leon County, Florida
Notes to Financial Statements
September 30, 2008

**NOTE III. STEWARDSHIP, COMPLIANCE, AND ACCOUNTABILITY
(CONTINUED)**

A. Budgets and Budgetary Accounting (continued)

4. The Board shall require such changes to be made as it shall deem necessary, provided the budget remains in balance and subject to the notice and public hearing requirements of Section 200.065, *Florida Statutes*, and the budget preparation and adoption procedures, as defined in Section 129.03, *Florida Statutes*.
5. Following the successful completion of the above referenced public hearings, the Board advertises and subsequently conducts a second public hearing to finally adopt a millage rate and budget for each of the taxing entities under their jurisdiction. These public hearings are ordinarily held prior to October 1, of each year. If, however, for some reason the Board is unable to finally adopt a budget prior to October 1, state law permits the readoption by resolution of the budget of the preceding year as an interim measure. In its effort to get as much citizen input as possible, the Board holds a third public hearing prior to the adoption of a tentative millage rate.
6. Pursuant to the provisions of Section 129.07, *Florida Statutes*, the Board of County Commissioners is prohibited from expending or contracting for the expenditure of any amount in excess of the total amount budgeted in any fund. It is, however, legally permissible at the present time for the budgets of individual departments included within a particular fund to be overexpended in total without requiring mandatory action by either the Board of County Commissioners, the Clerk of the Circuit Court (as Clerk to the Board of County Commissioners and finance officer), or the County Administrator (as budget officer). Transfers of appropriate amounts between funds require approval of the Board of County Commissioners.
7. Adoption and execution of the budgets of the Clerk of the Circuit and County Courts, Property Appraiser, Sheriff, Supervisor of Elections, and Tax Collector are governed by applicable provisions of the *Florida Statutes*.
8. Formal budgetary integration at the object level is used as a management control device for all governmental funds of the County for which annual budgets are adopted, including the General, Special Revenue, Debt Service, and Capital Projects funds. Proforma project length budgets are provided to the Board for certain Capital Projects for informational purposes only. The level at which expenditures may not legally exceed appropriations is the fund level.

Leon County, Florida
Notes to Financial Statements
September 30, 2008

NOTE IV. CASH AND INVESTMENTS

As of September 30, 2008, the value of the County's deposits and investments, with their respective credit ratings, was as follows:

	Fair Value	Credit Rating	Duration
Deposits in Qualified Public Depositories	\$ 32,388,126	NA	NA
Money Market - US Government	80,613,915	AAAm	<90 days
Money Market	2,491,630	AAA	<90 days
Certificates of Deposit	20,000,000	NA	100-260 days
External Investment in Government Pools:			
Florida Local Government Investment Trust Government Fund (FLGIT)	9,939,999	AAA	1.63
Florida Municipal Investment Trust (FMIT) 1-3 Year High Quality Bond Fund	9,962,433	AAA/V2	1.33
Local Government Investment Pool (LGIP)	157,398	AAAm	8.5 days
Externally Managed Portfolio:			
U.S. Treasuries	4,120,108	NA	3.26
Federal Agencies	224,692	NA	0.15
Government Sponsored Agencies		AAA	1.44
Fannie Mae*	13,175,419		
Federal Home Loan Mortgage Corp*	11,482,183		
Other Government Sponsored Agencies	6,450,807		
Certificate of Deposit	597,201	AA	0.69
Mortgage-backed Securities	490,030	AAA	1.49
Corporate Bonds	412,495	AAA	3.29
Corporate Bonds	2,757,288	AA	2.47
Corporate Bonds	8,663,336	A	2.26
Municipal Bonds	2,265,900	AAA	0.69
Municipal Bonds	5,474,451	AA	0.98
Municipal Bonds	2,297,755	A	1.35
Municipal Bonds	500,625	BBB	0.28
Asset-backed Securities	2,668,513	AAA	1.90
Asset-backed Securities	1,409,489	AA	0.94
Asset-backed Securities	483,673	BBB	0.13
Asset-backed Securities	117,644	BB	0.08
Total Cash and Investments	\$ 219,145,110		

Leon County, Florida
Notes to Financial Statements
September 30, 2008

NOTE IV. CASH AND INVESTMENTS (CONTINUED)

*Represents a concentration of credit risk of 5% or more in a single issuer. This disclosure is in accordance with GASB. The Housing and Economic Recovery Act of 2008 (the Act) created a new government-sponsored entity (GSE) regulator, the Federal Housing Finance Agency (FHFA). Section 1117 of the Act gives the United States Treasury emergency authority (expiring on December 31, 2009) to purchase an unlimited amount of GSE debt or equity securities, if necessary, to provide stability to the financial markets. On September 7, 2008, the FHFA established a conservatorship for Fannie Mae and Freddie Mac. As conservator, the FHFA has taken over the assets and assumed all the powers of the shareholders, directors, and officers.

Credit Risk

The County Investment Policy provides a structure for the portfolio that is designed to minimize credit risk. The majority of the securities held will be those of the highest available credit quality ratings. These would include government pools, U. S Government (AAA) securities, and commercial paper. Staff will notify the Investment Oversight Committee (IOC) at any time holdings drop below the minimum credit ratings specified in the policy. The IOC will consider the market environment and make recommendations to hold and continue to monitor the investments or liquidate the investments. To further limit the County's risk against possible credit losses, a maximum of 3% of the total portfolio managed by the County's external manager may be held at any one time in all securities of any corporate entity, inclusive of commercial paper, medium term notes, or corporate notes and bonds. The policy provides that 45% of the external portfolio may be invested in federal instrumentalities, with a limit of 15% of the portfolio in any one issuer. As noted above, Fannie Mae and Federal Home Loan Mortgage Corporation, government-sponsored agencies, represented a concentration of credit risk of more than 5% in a single issuer. Credit quality risk identified with Standard and Poor's ratings or Moody equivalents, is provided in the table above. Deposits not exposed to credit quality risk, as defined by GASB Statement No. 40, are designated as "NA" in the credit rating column.

Section 218.415(16), *Florida Statutes*, stipulates the state-approved investment policy for all governmental entities and includes the following investments:

1. The Local Government Surplus Funds Trust Fund or any authorized intergovernmental investment pool.
2. Securities and Exchange Commission registered money market funds with the highest credit quality rating from a nationally recognized rating agency.
3. Interest-bearing time deposits or savings accounts in qualified public depositories.
4. Direct obligations of the U.S. Treasury.

Leon County, Florida
Notes to Financial Statements
September 30, 2008

NOTE IV. CASH AND INVESTMENTS (CONTINUED)

Credit Risk (continued)

5. Federal agencies and instrumentalities.
6. Securities of, or other interests in, any management type investment company or trust registered under the Investment Company Act of 1940, where the investment portfolio is limited to United States Government Obligations.
7. Other investments authorized by law or by ordinance for a county or a municipality.

In addition, Section 17.61(1), *Florida Statutes*, permits organizations created by the Florida Constitution to participate in the existing State Treasury Investment Pool “Special Purpose Investment Account (SPIA).”

The County’s Investment Policy limits credit risk by restricting authorized investments to the following: Local Government Surplus Funds Trust Fund (LGIP), State of Florida Special Purpose Investment Account, direct obligations of the United States or its agencies and instrumentalities, direct obligations of states and municipalities, repurchase agreements, commercial paper, bankers’ acceptances, money market mutual funds, the Florida Local Government Investment Trust, and the Florida Municipal Investment Trust.

The LGIP is administered by the Florida State Board of Administration (SBA). The LGIP is an external investment pool that is not a registrant with the SEC; however, the SBA has adopted operating procedures consistent with the requirements for a SEC Rule 2a-7 fund. The LGIP is governed by Chapter 19-7 of the Florida Administrative Code, which identifies the Rules of the State Board of Administration. These rules provide guidance and establish the general operating procedures for the administration of the LGIP. Additionally, the Florida Office of the Auditor General performs audits of the operational activities and investments of the SBA. Throughout the year and as of September 30, 2008, the LGIP contained certain floating rate and adjustable rate securities that were indexed based on the prime rate and/or one and three month LIBOR rates. These floating rate and adjustable rate securities are used to hedge against interest risk and provide diversification to the portfolio. Exposure to a single issuer is limited to 5% of the portfolio’s amortized cost. The current rating for the LGIP is AAAM by Standard and Poor’s. During the time of investment, the County’s fair value of their position in the pool approximates its value of the pool shares. At September 30, 2008, the County had \$157,398 invested with LGIP.

On October 31, 2007, the SBA reported 3.4% of its assets had been downgraded below purchase guidelines. On November 9, 2007, the IOC voted to withdraw all Board funds from the SBA due to concerns about the quality of the assets in the pool and a lack of clear communications from the SBA. The Board received 100% of the principal of its investment of over \$90 million. The

Leon County, Florida
Notes to Financial Statements
September 30, 2008

NOTE IV. CASH AND INVESTMENTS (CONTINUED)

Credit Risk (continued)

funds withdrawn were deposited in a demand deposit account with a qualified public depository earning the target federal funds rates less five basis points. At a special follow-up meeting on December 12, 2007, upon reviewing the available information, the IOC voted to allocate assets formerly invested with SBA in CDs, money market mutual funds, and government investment pools.

The Chief Financial Officer for the State of Florida (formerly the State Treasurer) has been investing state revenues, excess revenues of state universities and community colleges and certain other public agencies in a commingled investment portfolio for several years. This program is authorized under Section 17.61(1), *Florida Statutes*, and is called the Treasury Special Purpose Investment Account (SPIA). Historically, SPIA participants have received higher earnings reflecting the higher risk associated with the longer maturities and lower credit quality. The financial details and disclosures for the Treasury Investment Pool are made in Note 2 to the State of Florida Comprehensive Annual Financial Report (CAFR).

The FLGIT is a local government investment pool created by the Florida Association of Court Clerks and Clerk, and the Florida Association of Counties for the purpose of providing public entities with an investment program that focuses on longer term securities with the highest credit ratings. The effective maturity of the underlying investments is five years or less. At year end, the FLGIT was invested in money markets, Treasury Notes, asset-backed securities, and Federal agency obligations. This investment type is subject to some market risk due to fluctuating prices and liquidity risk due to advance redemption notification requirements. However, it has a professional investment advisor and an investment advisory board, and provides diversity in the Fund's portfolio. The FLGIT maintains a credit rating of AAA by Standard & Poor's. Investments in this pool are limited to a maximum of 15% of the portfolio. At September 30, 2008, the County had \$9,939,999 invested with FLGIT.

The FMIT is a similar investment pool operated by the Florida League of Cities. Its rating, investment parameters, and liquidity generally mirror those of the FLGIT. The 1 to 3 Year High Quality Bond Fund is designed to provide an investment pool alternative to those members that have excess funds and that have an investment horizon greater than that of money market instruments. The investment objective is: 1) to preserve capital; 2) achieve a total rate of return that exceeds the return of T-Bills by 1% per year over rolling three-year periods; and 3) exceed the return of the Merrill Lynch One-to-Three-year Government Index over three year periods. The portfolio will generally invest in securities with greater potential returns and risk than those offered by money market type instruments. Due to the fact that the portfolio will be investing in securities with an average maturity of approximately two years, increases in interest rates will cause declines in the net asset value of the portfolio. Therefore, the portfolio may be an inappropriate investment for funds required to meet short-term needs. The portfolio is managed by Atlanta Capital Management and maintains an AAA rating from Fitch. Investments in this pool are limited to a maximum of 15% of the portfolio. At September 30, 2008, the County had \$9,962,433 invested with FMIT.

Leon County, Florida
Notes to Financial Statements
September 30, 2008

NOTE IV. CASH AND INVESTMENTS (CONTINUED)

Custodial Credit Risk

Custodial credit risk is the risk that, in the event of a bank failure or the failure of the counterparty, the government's deposits may not be returned to it, or it may not be able to recover the value of its investments that are in the possession of an outside party.

Qualified public depositories of public funds are required to provide collateral each month pursuant to Section 280.04, *Florida Statutes*. The collateral is held by the Florida Division of Treasury or other custodian with full legal rights maintained by the Florida Division of Treasury to transfer ownership. Any loss not covered by the pledged securities and deposit insurance would be assessed by the Florida Division of Treasury and paid by the other public depositories. The County's deposits are therefore considered fully insured or collateralized. Bank balances at September 30, 2008, were \$35,506,452.

Due to the nature of the County's cash and investments, there is no exposure to custodial credit risk and concentration of credit risk.

Interest Rate Risk

Interest rate risk is the risk that changes in interest rates will adversely affect the fair market value of investments. The county manages interest rate risk by setting the range of duration for the county's portfolio as 0.5 years to 2.5 years, with a five-year average of 1.5 years. The effective duration of investments is listed in the preceding table.

The externally managed portfolio totaled \$63,591,609 at September 30, 2008, and was invested for a weighted average term of 944 days. The County requires a minimum balance of short-term investments. The portfolio shall maintain in liquid investments (defined as repurchase agreements purchased under the terms of the County's depository contract, open repurchase agreements, negotiable certificates of deposit, banker's acceptance, commercial paper, U. S. Treasury direct and agency obligations, money market funds, all having a maturity of 90 days or less, and the Treasury Special Purpose Investment Account) a minimum balance equal to one-twelfth of the then-current fiscal year's budgeted operating expenditures. The Board was in compliance with this requirement.

Foreign Currency Risk

The County contributes to the Florida Retirement System (FRS), the investments of which are administered by the SBA. The System's investment policy and exposure to foreign currency risk is disclosed in Note 2 of the State of Florida Comprehensive Annual Financial Report dated February 26, 2008. A copy of this report is available at http://www.myfloridacfo.com/aadir/statewide_financial_reporting/cafr.htm.

Leon County, Florida
Notes to Financial Statements
September 30, 2008

NOTE V. PROPERTY TAXES

Under Florida Law, the assessment of all properties and the collection of all county, municipal, special taxing districts, and school board property taxes are consolidated in the offices of the County Property Appraiser and County Tax Collector. The laws of Florida regulating tax assessment are also designed to assure a consistent property valuation method statewide. State statutes permit counties to levy property taxes at a rate of up to 10 mills. The tax levy of Leon County is established by the Board prior to October 1 of each year. The millage rate collected by the County during the current fiscal year was 7.213 mills. County citizens were also assessed for Emergency Medical Services (EMS) and primary health care services through Municipal Services Taxing Units at millage rates of .5 and .00 mills, respectively. For County citizens charged a special assessment, the required annual payment is also included on their tax bill.

Amendment 1 to the Florida Constitution became effective on October 1, 2008, with the exception of the 10% cap on non-homestead property, which became effective on January 1, 2009. With respect to homestead property, Amendment 1 increases the current \$25,000 homestead exemption by an additional \$25,000 (for values between \$50,000 - \$75,000), except for school district taxes. Since the new \$25,000 homestead exemption does not apply to school district taxes, this effectively amounts to a \$15,000 increase in homestead exemption, resulting in an estimated savings of \$240 for an average homeowner. Amendment 1 also allows property owners to transfer (make portable) up to \$500,000 of their Save Our Homes benefits to their next homestead when they move. Save Our Homes became effective in 1995 and limits (caps) the annual increase in assessed value for homestead property to 3% or the percentage change in the Consumer Price Index, whichever is less.

With respect to non-homestead property, Amendment 1 limits (caps) the annual increase in assessed value for non-homestead property (business, industrial property, rental property, second homes, etc.) to 10%, except for school district taxes. The Amendment also provides for \$25,000 exemption for tangible personal property.

Based on information received from the Leon County Property Appraiser's Office, the estimated annual loss of property tax revenues for Leon County from the additional homestead exemption and the \$25,000 exemption for tangible personal property is approximately \$10.6 million. The estimated loss for portability is \$2.1 million based on the numbers used by the legislature. There is no estimate made for the impact of 10% assessment cap on non-homestead property.

All property is reassessed according to its fair market value as of January 1st of each year. Each assessment roll is submitted to the Executive Director of the State Department of Revenue for review to determine if the rolls meet all of the appropriate requirements of *Florida Statutes*.

All taxes are due and payable on November 1st of each year, or as soon thereafter as the assessment roll is certified and delivered to the Tax Collector. All unpaid taxes become delinquent on April 1 following the year in which they are assessed. Discounts are allowed for early payment at the rate of 4% in the month of November, 3% in the month of December, 2% in

Leon County, Florida
Notes to Financial Statements
September 30, 2008

NOTE V. PROPERTY TAXES (CONTINUED)

the month of January, and 1% in the month of February. The taxes paid in March are without discount. No accrual for the property tax levy becoming due in November 2008 is included in the accompanying financial statements, since such taxes are collected to finance expenditures of the subsequent period.

On or prior to June 1, following the tax year, tax certificates are sold for all delinquent taxes on real property in accordance with the laws of Florida. After sale, tax certificates bear interest of 18% per year or at any lower rate bid by the buyer. Application for a tax deed on any unredeemed tax certificates may be made by the certificate holder after a period of two years.

Delinquent taxes on personal property bear interest at 18% per year until the tax is satisfied either by seizure and sale of the property or by the seven-year statute of limitations. Since tax certificates were sold for substantially all current year delinquent property taxes, there were no material property taxes receivable at September 30, 2008.

Leon County, Florida
Notes to Financial Statements
September 30, 2008

NOTE VI. CAPITAL ASSETS

A. Capital Asset Activity for the year ended September 30, 2008 was as follows:

Primary Government

	Beginning Balance	Increases	Decreases	Ending Balance
Governmental Activities:				
Capital not being depreciated				
Land	\$ 19,558,718	\$ 50,000	\$ —	\$ 19,608,718
Improvements other than buildings	10,912,875	1,404,262	—	12,317,137
Construction/Purchase in Progress	15,614,140	8,512,798	(1,886,521)	22,240,417
Total not being depreciated	46,085,733	9,967,060	(1,886,521)	54,166,272
Capital Assets being depreciated:				
Buildings	159,601,317	557,739	—	160,159,056
Equipment	26,465,190	6,187,082	(1,470,567)	31,181,705
Library Collection	3,300,969	566,235	(720,526)	3,146,678
Infrastructure	314,946,620	7,086,082	(6,137,722)	315,894,980
Total being depreciated	504,314,096	14,397,138	(8,328,815)	510,382,419
Less accumulated depreciation for:				
Buildings	(56,632,832)	(4,504,205)	—	(61,137,037)
Equipment	(13,576,744)	(2,872,655)	1,470,561	(14,978,838)
Library Collection	(2,034,533)	(629,336)	720,526	(1,943,343)
Infrastructure	(149,797,005)	(9,779,791)	2,626,945	(156,949,851)
Total accumulated depreciation	(222,041,114)	(17,785,987)	4,818,032	(235,009,069)
Total being depreciated, net	282,272,982	(3,388,849)	(3,510,783)	275,373,350
Governmental activities capital assets, net	\$ 328,358,715	\$ 6,578,211	\$ (5,397,304)	\$329,539,622
Business-type Activities:				
Capital not being depreciated:				
Land	\$ 2,409,844	\$ —	\$ —	\$ 2,409,844
Total not being depreciated	2,409,844	—	—	2,409,844
Capital Assets being depreciated:				
Buildings	18,962,429	90,427	—	19,052,856
Equipment	6,576,559	761,859	(1,376,895)	5,961,523
Total being depreciated	25,538,988	852,286	(1,376,895)	25,014,379
Less accumulated depreciation for:				
Buildings	(11,013,325)	(56,113)	2,987	(11,066,451)
Equipment	(2,643,210)	(826,540)	1,397,962	(2,071,788)
Total accumulated depreciation	(13,656,535)	(882,653)	1,400,949	(13,138,239)
Total being depreciated, net	11,882,453	(30,366)	24,054	11,876,141
Business-type activities capital assets, net	\$ 14,292,297	\$ (30,366)	\$ 24,054	\$ 14,285,985

Leon County, Florida
Notes to Financial Statements
September 30, 2008

NOTE VI. CAPITAL ASSETS (CONTINUED)

B. Depreciation expense was charged to functions/programs of the primary government as follows:

Governmental Activities:

General government	\$ 3,076,660
Public safety	1,096,538
Physical environment	1,505,217
Transportation	9,771,730
Human services	206,755
Culture and recreation	2,097,580
Judicial	<u>31,507</u>
Total depreciation expense – governmental activities	<u><u>\$ 17,785,987</u></u>

Business-type Activities:

Landfill	<u>\$ 659,981</u>
Total depreciation expense – business-type activities	<u><u>\$ 659,981</u></u>

Leon County, Florida
Notes to Financial Statements
September 30, 2008

NOTE VII. INTERFUND RECEIVABLES, PAYABLES AND TRANSFERS

A. Interfund Balances as of September 30, 2008, consisted of the following:

	Interfund Receivables	Interfund Payables
Primary Government:		
By Major Fund:		
General	\$2,021,833	\$3,693,729
Fine & Forfeiture	2,055,678	—
Grants	4,883	8,287
Local Option Sales Tax	207	—
Total Major Funds	4,082,601	3,702,016
Nonmajor Special Revenue Funds:		
MSBU Stormwater Utility	126	—
911 Emergency Communications	116,838	—
Emergency Management 911 Fees	—	175,384
Emergency Management Grants	2,724	43,521
Sheriff Inmate Fund	—	2,056
Sheriff Special Grants Fund	8,287	290,025
Municipal Service Fund	4	—
Article V Court Operations	2,548	126
Total Nonmajor Special Revenue Funds	130,527	511,112
Total Nonmajor Governmental Funds	130,527	511,112
Total Governmental Funds	4,213,128	4,213,128
Total Primary Government	4,213,128	4,213,128
Total Primary Government & Component Unit	\$4,213,128	\$4,213,128

The General and Fine & Forfeiture Funds have amounts due to and from Constitutional Officers, which represent the return of excess balances due at the end of the fiscal year, from either budget officers or fee officers. All remaining balances resulted from the time lag between the dates that (a) interfund goods and services are provided or reimbursable expenditures occur, (b) transactions are recorded in the accounting system, and (c) payments between funds are made.

Leon County, Florida
Notes to Financial Statements
September 30, 2008

**NOTE VII. INTERFUND RECEIVABLES, PAYABLES AND TRANSFERS
(CONTINUED)**

B. Interfund Transfers represent the movement of cash for operations in funds and constitutional officers. At year end, the balances for the year ended September 30, 2008, consisted of the following:

Transfers to the General Fund from:	
Fine & Forfeiture Fund	\$66,115,298
Special Assessment	5,221
Nonmajor Governmental Funds	300,455
Total Transfers to the General Fund	<u>66,420,974</u>
Transfers to the Fine and Forfeiture Fund from:	
General Fund	1,746,994
Total Transfers to the Fine & Forfeiture Fund	<u>1,746,994</u>
Transfers to the Grants Fund from:	
General Fund	250,911
Nonmajor Governmental Funds	92,626
Total Transfers to Grants Fund	<u>343,537</u>
Transfers to the Capital Improvement Fund from:	
General Fund	26,662,793
Fine & Forfeiture Fund	3,800,000
Special Assessment Fund	302,188
Nonmajor Governmental Funds	5,503,015
Total Transfers to the Capital Improvement Fund	<u>36,267,996</u>
Transfers to the Nonmajor Funds from:	
General Fund	22,253,482
Fine & Forfeiture Fund	45,000
Grant Fund	20,499
Nonmajor Governmental Funds	7,403,622
Total Transfers to the Nonmajor Funds	<u>29,722,603</u>
Total Transfers to the Governmental Funds	<u>134,502,104</u>
Transfers to the Enterprise Fund from:	
General Fund	478,580
Total Transfers to Enterprise Funds	<u>478,580</u>
Total Interfund Transfers	<u>\$134,980,684</u>

Leon County, Florida
Notes to Financial Statements
September 30, 2008

NOTE VIII. LONG-TERM OBLIGATIONS

A. Long-term Obligations

The County has no general long-term obligations debt. The County's long-term obligation, excluding accrued compensated absences and notes payable, at September 30, 2008, is comprised of the following:

Revenue Bonds:

**Outstanding at
September 30, 2008**

\$54,695,000, Capital Improvement Revenue Refunding Bonds, Series 2005, (i) to finance a portion of the cost of the Series 2005 Project, (ii) to refund the County's Capital Improvement Revenue Bonds, Series 1997, maturing in the years 2008 through 2017, (iii) to refund the County's Capital Improvement Revenue Bonds, Series 1998A, maturing in the years 2014 through 2017, (iv) to refund the County's Capital Improvement Revenue Bonds, Series 1999, maturing in the years 2010 through 2017, (v) to pay capitalized interest on a portion of the Series 2005 Bonds, and (vi) to pay the costs of issuance of the 2005 Bonds, including the premiums in respect of a financial guaranty insurance policy and the surety bond to be deposited into the Reserve Fund. The bonds dated March 30, 2005, are in denominations of \$5,000 each and bear interest of 5% per annum. The interest on the bonds is payable on April 1, and October 1, beginning October 1, 2006. The bond principal matures serially on October 1 of each year beginning October 1, 2006.

\$ 53,735,000

\$7,965,000, Capital Improvement Revenue Bonds, Series 2003A, to, (i) pay a portion of the costs of the acquisition of the Bank of America Building, and (ii) the construction of improvements to the Bank of America Building, and (iii) to finance improvements to the County's courthouse and parking garage. The bonds dated May 27, 2003, are in denominations of \$5,000 each and bear interest of 3.70% to 4.50% per annum. The interest on the bonds is payable on April 1 and October 1, beginning October 1, 2003. The bond principal matures serially on October 1 of each year for three years beginning October 1, 2018.

7,965,000

Leon County, Florida
Notes to Financial Statements
September 30, 2008

NOTE VIII. LONG-TERM OBLIGATIONS (CONTINUED)

A. Long-term Obligations (continued)

**Outstanding at
September 30, 2008**

<p>\$12,465,000, Taxable Capital Improvement Revenue Bonds, Series 2003B, to, (i) pay a portion of the costs of the acquisition of the Bank of America Building, and (ii) pay capitalized interest and issuance costs on the Series 2003 bonds, and (iii) pay bond issuance costs. The bonds dated May 27, 2003, are in denominations of \$5,000 each and bear interest from 4.80% to 4.85% per annum. The interest on the bonds is payable on April 1 and October 1, beginning October 1, 2003. The bond principal matures serially on October 1 of each year for two years beginning October 1, 2018.</p>	12,465,000
<p>\$29,900,000, Capital Improvement Revenue Bonds, Series 1999, to (i) pay the costs of certain capital improvements in Leon County, (ii) to fund bond reserves, and (iii) pay bond issuance costs. The bonds, dated June 1, 1999 are in denominations of \$5,000 each and bear interest from 3.5% to 5.25% per annum. The interest on the bonds is payable on April 1, and October 1, beginning October 1, 1999. The bond principal matures serially on October 1, of each year beginning October 1, 1999. There are also term bonds maturing in 2017.</p>	2,105,000
<p>\$28,395,000 Capital Improvement and Refunding Revenue Bonds, Series 1998B, to (i) refund the Capital Improvement Anticipation Notes, Series 1991 and (ii) pay the bond issuance costs. The bonds, dated July 6, 1999, are in denominations of \$5,000 each and bear interest of 5.25% per annum. The interest on the bonds is payable on April 1 and October 1, beginning October 1, 1999. The bond principal matures serially on October 1 of each year beginning October 1, 1999.</p>	12,360,000

Leon County, Florida
Notes to Financial Statements
September 30, 2008

NOTE VIII. LONG-TERM OBLIGATIONS (CONTINUED)

A. Long-term Obligations (continued)

**Outstanding at
September 30, 2008**

The Capital Improvement Revenue Bonds, Series 2003A, 1998A, 1999 and 1997, Refunding Revenue Bonds, Series 1993, the Capital Improvement and Refunding Revenue Bonds, Series 1998B and Series 2005, and Taxable Capital Improvement Revenue Bonds, Series 2003B are parity bonds payable from and secured by a lien upon certain non-ad valorem revenue. The pledged revenues include the Local Government Half-Cent Sales Tax, Guaranteed Entitlement, Race Track Funds, and other miscellaneous non-ad valorem revenue sources.

TOTAL BONDS PAYABLE

\$ 88,630,000

Note payable is comprised of the following:

Bank of America Leasing & Capital, LLC

On November 18, 2005, the Board borrowed \$4,466,238, (including \$3,986,522 tax-exempt, and \$479,686 taxable), under provision of Section 489.145 *Florida Statutes*. Interest rates are 3.74% and 5.85% for the tax-exempt and taxable portion, respectively. The proceeds were used to purchase energy savings equipment. The taxable portion matured on May 18, 2008, and the tax-exempt portion matures on May 18, 2018.

\$ 3,875,046

Leon County, Florida
Notes to Financial Statements
September 30, 2008

NOTE VIII. LONG-TERM OBLIGATIONS (CONTINUED)

B. A Schedule of Debt Service Requirements, including principal and interest, is as follows:

Special Revenue Bonds

Fiscal Year Ending September 30	Principal	Interest	Total
2009	\$ 4,900,000	\$ 4,028,508	\$ 8,928,508
2010	5,135,000	3,792,843	8,927,843
2011	5,350,000	3,579,055	8,929,055
2012	5,580,000	3,348,667	8,928,667
2013	5,820,000	3,104,224	8,924,224
2014-2018	32,625,000	11,257,981	43,882,981
2019-2023	22,670,000	4,211,255	26,881,255
2024-2025	6,550,000	462,550	7,012,550
Total	\$ 88,630,000	\$ 33,785,083	\$ 122,415,083

C. Advances and Current Refundings

Refunded Obligations

The Board has refunded certain obligations by placing amounts into an escrow account which will be invested so that the accumulated investment and interest earnings will be sufficient to pay the remaining principal and interest on the refunded obligations as they become due. The refunded obligations are not shown as liabilities of the Board; however, the escrow agreement states that in the unlikely event that the accumulated funds in the escrow accounts are insufficient to meet the required debt service payments, the Board would be required to fund any deficiency. At September 30, 2008, \$66,210,000 of outstanding general long-term debt special revenue bonds is considered defeased as follows:

Capital Improvement and Refunding Revenue Bonds, Series 1986	\$ 13,850,000
Capital Improvement Revenue Bonds, Series 1991	14,530,000
Capital Improvement Revenue Bonds, Series 1997	4,360,000
Capital Improvement Revenue Bonds, Series 1998A	9,710,000
Capital Improvement Revenue Bonds, Series 1999	23,760,000
	<u>\$ 66,210,000</u>

Leon County, Florida
Notes to Financial Statements
September 30, 2008

NOTE VIII. LONG-TERM OBLIGATIONS (CONTINUED)

D. A Summary of Changes in the Long-term Debt of the County is as follows:

	Balance October 1, 2007	Reductions	Additions	Balance September 30, 2008	Due Within One Year
Governmental Activities:					
Capital Improvement Revenue Bonds, Series 2003A	\$ 7,965,000	\$ —	\$ —	\$ 7,965,000	\$ —
Taxable Capital Improvement Revenue Bonds, Series 2003B	12,465,000	—	—	12,465,000	—
Capital Improvement Refunding Revenue Bonds, Series 1998B	14,475,000	(2,115,000)	—	12,360,000	2,225,000
Capital Improvement Revenue Bonds, Series 1999	4,110,000	(2,005,000)	—	2,105,000	2,105,000
Capital Improvement Refunding Revenue Bonds, Series 2005	54,290,000	(555,000)	—	53,735,000	570,000
Total Special Revenue Debt	93,305,000	(4,675,000)	—	88,630,000	4,900,000
Liability for compensated absences	12,117,880	(5,794,264)	6,729,868	13,053,484	3,819,225
Other postemployment benefits	—	(342,370)	1,004,604	662,234	—
Arbitrage rebate liability	25,000	—	—	25,000	—
Bank of America – note payable	4,185,927	(310,881)	—	3,875,046	314,498
Governmental Activity Long-Term Debt	<u>\$ 109,633,807</u>	<u>\$ (11,122,515)</u>	<u>\$ 7,734,472</u>	<u>\$ 106,245,764</u>	<u>\$ 9,008,723</u>
Business-type activities:					
Liabilities for Compensated absences	\$ 180,501	\$ (5,209)	\$ 11,266	\$ 186,558	\$ 59,962
Other Postemployment Benefits	—	—	18,857	18,857	—
Landfill Closure and Postclosure Costs	12,923,336	—	587,891	13,511,227	—
Business-type activity Long-term liabilities	<u>\$ 13,103,837</u>	<u>\$ (5,209)</u>	<u>\$ 618,014</u>	<u>\$ 13,716,642</u>	<u>\$ 59,962</u>

The compensated absences liability attributable to governmental activities will be liquidated within the fund that the individual employees are paid in. Currently the County pays approximately 73% of its salaries in the General Fund with the remainder being paid in the special revenue and proprietary funds.

Leon County, Florida
Notes to Financial Statements
September 30, 2008

NOTE VIII. LONG-TERM OBLIGATIONS (CONTINUED)

E. Purchase Cards

The County currently utilizes purchasing cards with a cumulative credit limit of \$460,000. The balance on the purchasing cards is paid within ten days of each billing cycle. The purchasing activity for fiscal year 2008 is as follows:

Beginning balance	\$ 215,879
Purchases	2,209,516
Payments	<u>(2,210,387)</u>
Ending balance	<u><u>\$ 215,008</u></u>

F. Special Assessment Debt

The County has no special assessment debt.

G. Demand Bonds

The County has no demand bonds.

H. Discretely presented Component Unit — Housing Finance Authority of Leon County

The Authority had the following bonds outstanding at September 30, 2008, pursuant to its authorization:

	<i>Unaudited Amount Outstanding</i>
Single Family Mortgage Revenue and Refunding Bonds:	
Series 1995 A	\$ 485,000
Series 1995 B	<u>205,000</u>
	<u><u>\$ 690,000</u></u>

The principal and interest thereon is payable solely from revenues and other amounts derived from the mortgage loans purchased with bond proceeds and certain reserve funds, all of which are administered by trustees. The Authority is not directly or indirectly liable for the collection of the mortgage loans. The principal and interest on the bonds do not constitute an indebtedness, liability, general obligation or pledge of the faith or credit of the Authority, Leon County, the State of Florida or any municipality or political subdivision thereof.

Leon County, Florida
Notes to Financial Statements
September 30, 2008

NOTE VIII. LONG-TERM OBLIGATIONS (CONTINUED)

I. Conduit Debt Obligations

From time to time, the County has issued Industrial Development Revenue Bonds to provide financial assistance to private-sector entities for the acquisition and construction of health care and industrial facilities deemed to be in the public interest. These bonds are secured by the property financed and are payable solely from the payments received on the underlying mortgage loans. Upon repayment of the bonds, ownership of the acquired facilities transfers to the private-sector entity served by the bond issuance. Neither the County, the State, nor any political subdivision thereof is obligated in any manner for repayment of the bonds. Accordingly, the bonds are not reported as liabilities in the accompanying financial statements. As of September 30, 2008, the Industrial Development Bonds outstanding were as follows:

Project Description	Fiscal Year Issued	Original Bond Issue	Principal Outstanding @ 09/30/2008
Southeastern Community Blood Center	1995	\$2,481,875	\$ 442,370
Holy Comforter Episcopal School	2002	4,400,000	3,852,722
North Florida Fairgrounds (Building Construction)	1995	600,000	109,986
Industrial Development Revenue Bonding Ring Power Corp. / Manufacturing Plant	1984	1,500,000	<u>155,000</u>
Total Conduit Debt Principal Balance as of September 30, 2008			<u><u>\$ 4,560,078</u></u>
<u>Defeased Conduit Debt</u>			
Educational Facilities Authority			<u><u>\$ 13,265,000</u></u>

Leon County, Florida
Notes to Financial Statements
September 30, 2008

NOTE VIII. LONG-TERM OBLIGATIONS (CONTINUED)

J. Debt Parity

The Capital Improvement Revenue Bonds, Series 1997, Refunding Revenue Bonds, Series 1993, and Capital Improvement Revenue Bonds, represent the senior lien parity bonds payable from and secured by a lien upon certain non-ad valorem revenue. The pledged revenues include the Local Government Half-Cent Sales Tax, Guaranteed Entitlement, Race Track Funds, and other miscellaneous non-ad valorem revenue sources. Both of these bond issues were paid off in 2007.

The Capital Improvement Revenue Bonds, Series 1998A, 1999, 2003A, 2003B, and the Capital Improvement and Refunding Revenue Bonds, Series 1998B and 2005, represent junior lien parity bonds payable from and secured by a lien upon certain non-ad valorem revenue. The pledged revenues include the Local Government Half-Cent Sales tax, Guaranteed Entitlement, and 2nd Guaranteed Entitlement.

	<u>Actual 2005</u>	<u>Actual 2006</u>	<u>Actual 2007</u>	<u>Actual 2008</u>
Pledged Revenues:				
Total Revenues Available for Senior Lien Debt	\$5,015,733	\$4,126,693	\$ -	\$ -
Combined Maximum Annual Debt Service for Senior Lien Debt (Series 1993 and 1997)	\$2,054,975	\$2,054,975	\$ -	\$ -
Senior Lien Debt Service Coverage	2.44x	2.01x	-	-
Revenues Available for Junior Lien Debt				
Local Government Half Cent Tax	\$11,863,400	\$12,433,395	\$12,085,764	\$11,693,726
Guaranteed Entitlement	316,798	316,798	316,798	316,798
Second Guaranteed Entitlement	<u>1,026,649</u>	<u>1,026,649</u>	<u>1,026,649</u>	<u>1,026,649</u>
Total Revenues Available for Junior Lien Debt	\$13,206,847	\$13,776,842	\$13,429,211	\$13,037,173
Combined Maximum Annual Debt Service for Junior Lien Debt (Series 1998A, 1998B and Series 1999, Series 2003A and 2003B, and Series 2005)	\$8,909,951	\$8,909,951	\$8,928,668	\$8,925,429
Junior Lien Debt Service Coverage	1.49x	1.55x	1.51x	1.46x

Leon County, Florida
Notes to Financial Statements
September 30, 2008

NOTE IX. CLOSURE AND POSTCLOSURE CARE COST

State and federal laws and regulations require the Board to place a final cover on each of its landfill cells when it stops accepting waste and to perform certain maintenance and monitoring functions on each cell for 30 years after closure. Although closure and postclosure care costs will be paid only near or after the date that the landfill stops accepting waste, the Board reports a portion of these costs as an operating expense in each period based on landfill capacity used as of each balance sheet date. The \$13,511,227 reported as landfill closure and postclosure care liability at September 30, 2008, represents the cumulative amount reported to date based on the use of 97.92% of the estimated capacity of the landfill cells placed in use. The Board will recognize the remaining estimated cost of closure and postclosure care of \$493,805 as the remaining estimated capacity is filled (approximately six years). These amounts are based on what it would cost to perform closure and postclosure care in 2008 on those cells placed in use. Actual costs may be higher due to inflation, changes in technology, or changes in regulations.

The Board is required by state and federal laws to make annual contributions to an escrow account to finance a minimum of all closure costs and at least one year of postclosure costs. The Board is in compliance with those minimum requirements, and at September 30, 2008, held investments with a fair value of \$6,539,887 for these purposes that are reported as restricted assets on the balance sheet. The Board expects that future inflation costs will be paid from interest earnings on these annual contributions. However, if interest earnings are inadequate or additional postclosure care requirements are determined, these costs may need to be covered by charges to future landfill users or from future tax revenue.

Net income of the landfill fund is accumulated in a reserve for rate stabilization. The intent of this reserve is to allow for consistent usage fee charges, construction or acquisition of landfill assets, and accumulation of closure and postclosure costs. Because funding for closure and postclosure costs associated with unused capacity of landfill cells is to be derived from future usage fees, the rate stabilization reserve does not represent liquid assets available for that purpose.

NOTE X. EMPLOYEE BENEFITS

A. Pension Plan

Plan Description – All full-time employees of the County are eligible to participate in the Florida Retirement System (the FRS). The FRS includes various plans and programs, including a defined benefit pension plan (Pension Plan), which is primarily a cost-sharing, multi-employer defined benefit public-employee pension plan. Contributions and benefits are established in Section 121.71, *Florida Statutes*.

Funding Policy – Participating employer contributions are based upon actuarially determined blended rates established by the State Legislature that expressed as percentages of annual covered payroll are adequate to accumulate sufficient assets to pay benefits when due. No employee contributions are required. The County contributions required for the years ended

Leon County, Florida
Notes to Financial Statements
September 30, 2008

NOTE X. EMPLOYEE BENEFITS (continued)

September 30, 2008, 2007, and 2006 were \$11,105,293, \$10,558,906, and \$8,778,211 respectively, which is equal to 100% of the required contribution for each year. The rates for 2008 and 2007 fiscal years were as follows:

Membership Category	Benefit	Vesting	Employer Contribution Rate	
			July 1, 2007	July 1, 2008
Regular Class	Normal retirement at age 62 or at least 30 years of service: 1.60% times average compensation (five highest years) times years of creditable service.	After six years creditable service.	9.85%	9.85%
Senior Management Class	Normal retirement at seven years and age 62: 2% times average compensation (five highest years) times years of creditable service.	After six years creditable service.	13.12%	13.12%
Special Risk (sworn employees)	Normal retirement at age 55, or 25 years of special risk service: 2% to 3% times average compensation (five highest years) times years of creditable service.	After six years of creditable service.	20.92%	20.92%
Elected County Officers' Class (ESCOC) - Nonjudicial	Normal retirement at eight years ESCOC service and age 62: 3% times average compensation (five highest years) times years of creditable service.	After six years creditable service.	16.53%	16.53%
Deferred Retirement Option Program (DROP)	Retirement benefit paid to DROP where it earns 6.5% interest, tax deferred, for up to five years while the member continues to work.	Available to vested members at normal retirement age or date.	10.91%	10.91%

The County also participates in the Retiree Health Insurance Subsidiary (HIS) Program, a cost-sharing, multiple-employer defined benefit pension plan established under Section 112.363, *Florida Statutes*. The benefit is a monthly cash payment to assist retirees of state-administered retirement systems in paying their health insurance costs.

The HIS program is funded by required contributions from FRS participating employers as set by the State Legislature. Employer contributions are a percentage of gross compensation for all active FRS employees and are reported by employers with monthly payroll reports and included with the amount submitted for retirement contributions. For the fiscal year ended September 30, 2008, the contributions rate was 1.11% of payroll pursuant to Section 112.363, *Florida Statutes*.

The Pension Plan and the HIS Program are administered by the State of Florida Department of Management Services, Division of Retirement, which issues a publicly available FRS Annual Report that includes financial statements and required supplementary information for the Pension Plan and HIS program. That report may be obtained by writing to the Division of Retirement, P.O. Box 9000, Tallahassee, Florida, 32315-9000, or by calling (850)488-5706.

Leon County, Florida
Notes to Financial Statements
September 30, 2008

NOTE X. EMPLOYEE BENEFITS (CONTINUED)

B. Deferred Compensation Plan

The County offers their employees deferred compensation plans created in accordance with Internal Revenue Code (IRC) Section 457. The County complied with the requirements of subsection (g) of IRC Section 457 and, accordingly, all assets and income of the plan are held in trust for the exclusive benefit of the participants and their beneficiaries. Deferred compensation amounts withheld from participating employees' pay are not taxable as current income until withdrawn from the plan. Annual contributions by a participant may not exceed the lesser of \$15,500 or 50% of gross annual compensation. There is an "age 50 catch up" provision that allows an additional \$5,000 contribution from the year the employee reaches age 50 until the employee terminates employment.

C. Liability for Compensated Absences

The County accrues a liability for employees' rights to receive compensation for future absences when certain conditions are met. The County does not, nor is it legally required to, accumulate expendable available financial resources to liquidate this obligation. Accordingly, the liability for the compensated absences is not reported in the governmental funds. However, the current and long-term portion of the liability for compensated absences is reported at the entity-wide financial statement level.

D. Executive Service Plan

Executive service and senior management employees of Leon County are entitled to one month's severance pay if terminated within two years of employment. Severance pay is increased by one month's salary for each additional year of employment after the second year up to a maximum of six months' salary.

E. Postemployment Benefits Other Than Pension Benefits

Plan Description – The County participates and administers an agent multiple-employer plan under which qualified retired employees are permitted to participate in the health and life insurance benefits program (the Program). The Program is considered by the County's insurance provider to be community-rated and the Program may be amended by the County's Board of County Commissioners. A stand alone financial report is not issued for the Program.

Funding Policy – Retired employees and their spouses for their lifetime are eligible for continuation of the benefits offered to active employees and are responsible for paying the required premium contributions.

Leon County, Florida
Notes to Financial Statements
September 30, 2008

NOTE X. EMPLOYEE BENEFITS (CONTINUED)

E. Postemployment Benefits Other Than Pension Benefits (continued)

Annual OPEB Cost and Net OPEB Obligation –The County’s OPEB obligation is calculated based on the annual required contribution (ARC) of the employer, an amount actuarially determined in accordance with the guidance provided by Governmental Accounting Standards Board Statement Number 45, *Accounting and Financial Reporting by Employers for Postemployment Benefits Other Than Pensions*. The ARC represents a level of funding that, if paid on an ongoing basis, is projected to cover the normal cost each year and to amortize any unfunded actuarial liabilities (or funding excess) over a period not to exceed 30 years. The following table shows the County’s annual OPEB cost, its actual contributions, and changes in the County’s net OPEB obligation:

Normal cost (service cost for one year)	\$ 458,244
Amortization of unfunded actuarial accrued liability	525,853
Interest on normal cost and amortization	<u>39,364</u>
Annual required contribution	1,023,461
Interest on net OPEB obligation	–
Adjustment to annual required contribution	<u>–</u>
Annual OPEB cost	1,023,461
Contributions made	<u>(342,370)</u>
Increase in net OPEB obligation	681,091
Net OPEB obligation at beginning of year	<u>–</u>
 Net OPEB obligation at end of year	 <u>\$ 681,091</u>

The percentage of annual OPEB cost contributed to the plan for fiscal year 2008 was 66.5%.

Funded Status and Funding Progress – As of September 30, 2008, the Board’s share of the actuarial accrued liability for benefits recognized in the County’s financial statements was \$9,456,790, all of which was unfunded. The County’s covered payroll (annual payroll of active employees covered by the plan) was \$78,136,890. The ratio of the County’s actuarial accrued liability to the County’s covered payroll was 12.10% at September 30, 2008.

The projection of future benefit payments for an ongoing plan involves estimates of the value of reported amounts and assumptions about the probability of occurrence of events far into the future. Examples include assumptions about future employment, mortality, and the healthcare cost trend. Amounts determined regarding the funded status of the plan and the annual required contributions of the employer are subject to continual revision as actual results are compared with past expectations and new estimates are made about the future.

Actuarial Methods and Assumptions – Projection of benefits for financial reporting purposes are based on the substantive plan (the plan as understood by the employer and plan members) and include the types of benefits provided at the time of the valuation. The actuarial calculations

Leon County, Florida
Notes to Financial Statements
September 30, 2008

NOTE X. EMPLOYEE BENEFITS (CONTINUED)

E. Postemployment Benefits Other Than Pension Benefits (continued)

reflect a long-term perspective and the actuarial methods and assumptions used include techniques that are designed to reduce the effects of short-term volatility in actuarial accrued liabilities and the actuarial value of assets.

For the October 1, 2007 actuarial valuation, the projected unit credit method of funding was used. The objective under that method is to fund each participant's benefits under the plan as they would accrue, taking into consideration the plan's benefit allocation formula. Thus, the total benefit value each participant is expected to become entitled to is broken down into units, each associated with a year of past or future credited service. The actuarial assumptions included a 4% rate of return based on the estimated long-term investments that are expected to be used to finance the payment of the benefits. In addition, the actuarial assumptions included a 3% salary growth rate. The unfunded actuarial liability is being amortized as a level of percentage of projected payroll on an open basis. The remaining amortization period at September 30, 2008, was 30 years.

NOTE XI. RISK MANAGEMENT AND CONVENTIONALLY INSURED CLAIMS & LOSSES

A. General Liability

Effective October 1, 2002, the Board approved the purchase of commercial insurance for general liabilities from Preferred Governmental Insurance Trust. From October 1, 2001, through September 30, 2002, the Board maintained commercial insurance for general liabilities from COREGIS. In prior years, the Board was a member of the Florida Association of Counties Trust (FACT), a local government liability risk pool. The Board and/or FACT will be liable for claims that occurred prior to October 1, 2001. The Board maintained a \$10,000 deductible with each insurance carrier.

B. Workers Compensation

The Board maintains a self-insurance Internal Service Fund to account for insurance activities relating to workers' compensation that is administered by a third-party administrator. Under this program, the Board absorbs losses up to a maximum of \$350,000 for each claim. At September 30, 2008, the Board had \$40,000 deposited with the third-party administrator for use against future claims. The Board purchases commercial insurance for claims in excess of coverage provided by the Internal Service Fund. Settled claims have not exceeded this commercial coverage in the current year or any of the past three years.

All funds of the Board participate in this program and make payments to the Insurance Service Fund based upon payroll exposure in the amounts needed to pay prior and current year claims. Excess payments are recorded as a designation of retained earnings for catastrophic losses.

Leon County, Florida
Notes to Financial Statements
September 30, 2008

NOTE XI. RISK MANAGEMENT AND CONVENTIONALLY INSURED CLAIMS & LOSSES (CONTINUED)

B. Workers Compensation (continued)

The claims liability for workers' compensation of \$3,298,000, which includes an actuarial evaluation for incurred but not reported claims of \$2,458,277, is included in other current liabilities and reported in the Internal Service Fund at September 30, 2008. The liability is based on the requirements of GASB Statement No. 10, which requires that a liability for claims be reported if information prior to the issuance of the financial statements indicates that it is probable that a liability has been incurred as of the date of the financial statements and the amount of the loss can be reasonably estimated.

Changes in the Insurance Service Fund's claims liability amount in fiscal year 2008 were:

Year	Beginning of Fiscal Year	Current-Year Claims and Changes in Estimates	Claims Payments	Balance at Fiscal Year- End
2007	\$ 2,679,000	\$ 905,000	\$ 1,010,000	\$ 2,574,000
2008	\$ 2,574,000	\$ 1,582,000	\$ 858,000	\$ 3,298,000

C. Automobile Liability

The County purchases commercial coverage for automobile liability insurance through the same provider of its general liability insurance. In addition, the County maintains physical damage coverage to vehicles valued at \$25,000 or greater.

All funds of the County participate in this program and pay premiums to the Insurance Service Fund based on the vehicles used by their personnel.

NOTE XII. SEGMENT INFORMATION - ENTERPRISE FUNDS

The County maintains two enterprise funds. The Landfill Fund accounts for revenues and expenditures related to the operation of the Leon County Landfill and for the collection of revenues related to the sale of processed recyclables and related costs to support the program. The Amtrak Fund accounts for revenues associated with leased office space at the railroad station and related maintenance costs. The County has not issued bonds to finance the activity of these two enterprise funds. Further, none of the revenues streams of these two enterprise funds are pledged in support of outstanding debt.

Leon County, Florida
Notes to Financial Statements
September 30, 2008

NOTE XIII. OTHER REQUIRED INDIVIDUAL FUND DISCLOSURES

A. Excess of Expenditures Over Appropriations

There were no funds with an excess of expenditures over appropriations.

B. Excess of Expenditures Over Revenue in the Budget Column

Certain funds show an excess of expenditures over revenue in the budget column of the Statement of Revenue, Expenditures, and Changes in Fund Balances, Budget and Actual. This excess is due to the appropriation and use of fund balance (which is not reported in the budget or variance column) during the fiscal year.

C. Deficit Fund Balances

At September 30, 2008, the Motor Pool Fund had a fund balance deficit of \$80,298. This fund is used to account for the costs of operation, repair, and maintenance of County-owned vehicles and heavy equipment. Departments and outside agencies are billed for fuel, parts, and labor on a monthly basis. In 2008, fuel prices were volatile, making it difficult to determine the rate for billing customers and resulting in a deficit for 2008.

NOTE XIV. COMMITMENTS AND CONTINGENCIES

A. Contract Commitments

Lease Income

In June 2003, the Board purchased the Bank of America building. There are several noncancellable operating lease agreements for the rental of its building. The lease agreements provide for monthly rentals, which escalate over the lease terms and expire on various dates. Minimum future rentals to be collected under the terms of the lease agreements as of September 30, 2008 are as follows:

Fiscal Year Ending September 30,	Amount
2009	\$ 1,305,114
2010	1,230,775
2011	1,142,380
2012	500,184
2013	283,756
Total Minimum Payments	\$ 4,462,209

Leon County, Florida
Notes to Financial Statements
September 30, 2008

NOTE XIV. COMMITMENTS AND CONTINGENCIES (CONTINUED)

A. Contract Commitments (continued)

Lease Income (continued)

The property being leased is included in the Statement of Net Assets governmental activities column with a carrying value of \$18,745,881, and depreciation expense of \$473,935 for fiscal year 2008. The facility is carried as a governmental activity because the County purchased the building to provide offices for County staff over the next 20 years.

Operating Leases

The Tax Collector has entered into noncancellable operating leases as lessee for office space and office equipment. Certain of these real property leases contain provisions for four or five-year renewal options, with stated increases or decreases for lease payments.

At September 30, 2008, aggregate future minimum payments under noncancellable operating leases with remaining terms equal to or exceeding one year are as follows:

Fiscal Year Ending September 30,	Amount
2009	\$ 547,332
2010	507,032
2011	509,332
2012	253,538
2013	111,000
Thereafter	550,000
Total Minimum Payments	<u>\$ 2,478,234</u>

Lease expenditures incurred under operating leases for the year ended September 30, 2008 were \$447,602.

Leon County, Florida
Notes to Financial Statements
September 30, 2008

NOTE XIV. COMMITMENTS AND CONTINGENCIES (CONTINUED)

A. Contract Commitments (continued)

Operating Leases (continued)

The Sheriff is committed to various operating leases for certain office and telephone equipment. Operating leases are generally defined as leases that do not transfer benefits and risks of ownership to the lessee. For the year ended September 30, 2008, equipment lease expenses were \$92,572. Following is a schedule of future minimum lease payments under the equipment lease as of September 30:

Fiscal Year Ending September 30,	Amount
2009	\$ 25,424
2010	17,725
2011	10,639
2012	10,639
2013	9,079
Total Minimum Payments	\$ 73,506

The Clerk leases office equipment and building space under operating leases expiring in various years through 2012.

Minimum future lease payments under operating leases having remaining terms in excess of one year as of September 30, 2008, for each of the five years and in the aggregate are as follows:

Fiscal Year Ending September 30,	Amount
2009	\$ 50,538
2010	46,894
2011	42,540
2012	12,168
Total Minimum Payments	\$ 152,140

The County has other various operating leases for certain office and telephone equipment that is subject to funds being budgeted on an annual basis. These operating leases can be cancelled within the terms of the contract.

Leon County, Florida
Notes to Financial Statements
September 30, 2008

NOTE XIV. COMMITMENTS AND CONTINGENCIES (CONTINUED)

A. Contract Commitments (continued)

Grants

The County is currently receiving, and has received in the past, grants which are subject to special compliance audits by the grantor agency that may result in disallowed expense amounts. Such amounts, if any, constitute a contingent liability of the County. Accordingly, such liabilities are not reflected within the financial statements.

Long-Term Construction Projects

The County is committed to various material long-term construction projects at September 30, 2008. These commitments have been included in the 2007-2008 fiscal year budget and the five-year Capital Improvement Program and certain amounts have been reserved in the capital projects fund. Current contracts outstanding as of the report date approximate \$1.6 million as compared to \$3.9 million for fiscal year ended 2007.

B. Blueprint 2000 Intergovernmental Agency

In October 2000, the County entered into an interlocal agreement with the City of Tallahassee as authorized by Section 163.01(7), *Florida Statutes*. This agreement created the Blueprint 2000 Intergovernmental Agency to govern the project management structure for the project planning and construction of the Blueprint 2000 projects. The Board of County Commissioners and the City Commission constitute the Blueprint 2000 Intergovernmental Agency. The revenues to fund the projects under this agreement will be collections of the local government infrastructure sales surtax, beginning December 1, 2004, extended pursuant to the provisions in Section 212.055, *Florida Statutes*, until December 31, 2019. In March 2003, Blueprint 2000 issued \$70 million in debt maturing in 2019 at 3.58%. These bonds were issued to finance the projects approved by the voters of Leon County.

Financial statements may be obtained from the Blueprint 2000 Intergovernmental Agency at 1311 Executive Center Drive, Suite 109, Tallahassee, Florida, 32301.

C. Potential Liabilities Resulting from Litigation

The County is a defendant in various lawsuits arising from the normal course of operations. The outcome of these lawsuits is not presently determinable.

Leon County, Florida
Notes to Financial Statements
September 30, 2008

NOTE XV. SUBSEQUENT EVENTS

On January 31, 2009, the Board entered into a capital lease for the purchase of computer equipment. The following is a schedule by years of future minimum lease payments under capital leases together with the present value of the net minimum lease payments:

	Year ending September 30,	
	2009	\$ 300,000
	2010	229,120
	2011	229,120
	2012	229,120
	2013	<u>229,120</u>
Total minimum lease payments		1,216,480
Less amount representing interest		<u>(71,470)</u>
Present value of net minimum lease payments		<u><u>\$1,145,010</u></u>

Leon County, Florida

Combining Balance Sheet
General Fund

September 30, 2008

	Board of County Commissioners	Clerk of Circuit Court	Property Appraiser
Assets:			
Cash	\$ 527,928	\$ 534,741	\$ 93,008
Investments	15,905,581	-	428,850
Receivables:			
Accounts	786,097	75,613	200
Intergovernmental	1,275,986	-	-
Special assessments	12,144	-	-
Due from other funds	1,621,899	8,535	-
Inventory	248,770	28,396	-
Other assets	13,337	-	-
Advances to other funds	20,000	-	-
Total assets	<u>\$ 20,411,742</u>	<u>\$ 647,285</u>	<u>\$ 522,058</u>
Liabilities and fund balances:			
Liabilities:			
Accounts payable	\$ 1,132,047	\$ 264,591	\$ 163,967
Accrued liabilities	100,854	-	-
Intergovernmental payables	974	125,252	931
Due to other funds	5,995	233,409	357,160
Deposits	51,157	24,033	-
Total liabilities	<u>1,291,027</u>	<u>647,285</u>	<u>522,058</u>
Fund Balances:			
Reserved for encumbrances	13,471	-	-
Reserved for advances to other funds	20,000	-	-
Unreserved	19,087,244	-	-
Total fund balances	<u>19,120,715</u>	<u>-</u>	<u>-</u>
Total liabilities and fund balances	<u>\$ 20,411,742</u>	<u>\$ 647,285</u>	<u>\$ 522,058</u>

See independent auditors' report.

<u>Sheriff</u>	<u>Supervisor of Elections</u>	<u>Tax Collector</u>	<u>Total</u>
\$ 4,973,691	\$ 97,623	\$ 1,413,088	\$ 7,640,079
76,716	-	-	16,411,147
16,463	-	-	878,373
136,745	-	3,729	1,416,460
-	-	-	12,144
391,399	-	-	2,021,833
312,922	-	-	590,088
-	-	-	13,337
-	-	-	20,000
<u>\$ 5,907,936</u>	<u>\$ 97,623</u>	<u>\$ 1,416,817</u>	<u>\$ 29,003,461</u>
\$ 1,181,138	\$ 88,869	\$ 4,426	\$ 2,835,038
3,012,053	6,692	-	3,119,599
-	-	29,971	157,128
1,714,745	-	1,382,420	3,693,729
-	2,062	-	77,252
<u>5,907,936</u>	<u>97,623</u>	<u>1,416,817</u>	<u>9,882,746</u>
-	-	-	13,471
-	-	-	20,000
-	-	-	19,087,244
-	-	-	19,120,715
<u>\$ 5,907,936</u>	<u>\$ 97,623</u>	<u>\$ 1,416,817</u>	<u>\$ 29,003,461</u>

Leon County, Florida

Combining Schedule of Revenues, Expenditures, and Changes in Fund Balances
General Fund

Year Ended September 30, 2008

	Board of County Commissioners	Clerk of Circuit Court	Property Appraiser	Sheriff
Revenues:				
Taxes	\$ 54,870,479	\$ -	\$ -	\$ -
Licenses and Permits	218,206	-	-	-
Intergovernmental	17,762,609	25,530	-	-
Charges for services	1,698,207	1,403,520	10,897	1,567,165
Interest	948,032	75,667	17,826	-
Miscellaneous	658,726	32,449	-	162,989
Total revenues	<u>76,156,259</u>	<u>1,537,166</u>	<u>28,723</u>	<u>1,730,154</u>
Expenditures:				
Current:				
General government	13,241,574	2,884,474	4,150,727	-
Public safety	375,000	-	-	57,844,887
Physical environment	2,004,895	-	-	-
Economic environment	2,416,272	-	-	-
Human services	5,779,644	-	-	-
Culture and recreation	6,150,717	-	-	-
Judicial	2,519,784	346,297	-	2,849,007
Total expenditures	<u>32,487,886</u>	<u>3,230,771</u>	<u>4,150,727</u>	<u>60,693,894</u>
Excess (deficiency) of revenues over (under) expenditures	<u>43,668,373</u>	<u>(1,693,605)</u>	<u>(4,122,004)</u>	<u>(58,963,740)</u>
Other financing sources (uses):				
Transfers in	8,407,120	1,922,365	4,479,165	60,481,974
Transfers out	<u>(64,551,314)</u>	<u>(228,760)</u>	<u>(357,161)</u>	<u>(1,518,234)</u>
Total other financing sources (uses)	<u>(56,144,194)</u>	<u>1,693,605</u>	<u>4,122,004</u>	<u>58,963,740</u>
Net change in fund balance	(12,475,821)	-	-	-
Fund balances, October 1	<u>31,596,536</u>	-	-	-
Fund balances, September 30	<u>\$ 19,120,715</u>	<u>\$ -</u>	<u>\$ -</u>	<u>\$ -</u>

See independent auditors' report.

Supervisor of Elections	Tax Collector	Eliminations	Total
\$ -	\$ -	\$ -	\$ 54,870,479
-	-	-	218,206
-	-	-	17,788,139
59,251	7,605,762	(4,816,637)	7,528,165
-	66,246	-	1,107,771
-	-	-	854,164
<u>59,251</u>	<u>7,672,008</u>	<u>(4,816,637)</u>	<u>82,366,924</u>
3,533,814	6,289,588	-	30,100,177
-	-	-	58,219,887
-	-	-	2,004,895
-	-	-	2,416,272
-	-	-	5,779,644
-	-	-	6,150,717
-	-	(419,220)	5,295,868
<u>3,533,814</u>	<u>6,289,588</u>	<u>(419,220)</u>	<u>109,967,460</u>
<u>(3,474,563)</u>	<u>1,382,420</u>	<u>(4,397,417)</u>	<u>(27,600,536)</u>
3,890,070	-	(12,759,720)	66,420,974
(415,507)	(1,382,420)	17,157,137	(51,296,259)
<u>3,474,563</u>	<u>(1,382,420)</u>	<u>4,397,417</u>	<u>15,124,715</u>
-	-	-	(12,475,821)
-	-	-	31,596,536
<u>\$ -</u>	<u>\$ -</u>	<u>\$ -</u>	<u>\$ 19,120,715</u>

Leon County, Florida

Combining Balance Sheet
Nonmajor Governmental Funds

September 30, 2008

	Special Revenue Funds	Debt Service Funds	Capital Projects Funds	Total Nonmajor Governmental Funds
Assets:				
Cash	\$ 5,774,960	\$ 373,566	\$ 2,710,964	\$ 8,859,490
Investments	28,756,551	-	24,037,941	52,794,492
Receivables:				
Accounts	1,856,642	-	65,963	1,922,605
Intergovernmental	1,969,251	-	2,020,122	3,989,373
Special Assessment	12,639	-	-	12,639
Due from other funds	130,527	-	-	130,527
Inventory	1,978	-	-	1,978
Other assets	804	-	-	804
Total assets	<u>\$ 38,503,352</u>	<u>\$ 373,566</u>	<u>\$ 28,834,990</u>	<u>\$ 67,711,908</u>
Liabilities and fund balances				
Liabilities:				
Accounts payable	\$ 1,559,420	\$ -	\$ 404,694	\$ 1,964,114
Accrued liabilities	259,669	-	-	259,669
Intergovernmental payables	60,802	-	-	60,802
Due to other funds	511,112	-	-	511,112
Deposits	108,005	-	-	108,005
Unearned revenues	631,091	-	-	631,091
Total liabilities	<u>3,130,099</u>	<u>-</u>	<u>404,694</u>	<u>3,534,793</u>
Fund Balances:				
Reserved for encumbrances	195,519	-	-	195,519
Reserved for records modernization	1,148,562	-	-	1,148,562
Reserved for training	71,450	-	-	71,450
Reserved for special projects	339,710	-	-	339,710
Reserved for inmate expenditures	325,749	-	-	325,749
Unreserved, reported in:				
Special revenue funds	33,292,263	-	-	33,292,263
Debt service funds	-	373,566	-	373,566
Capital projects funds	-	-	28,430,296	28,430,296
Total fund balances	<u>35,373,253</u>	<u>373,566</u>	<u>28,430,296</u>	<u>64,177,115</u>
Total liabilities and fund balances	<u>\$ 38,503,352</u>	<u>\$ 373,566</u>	<u>\$ 28,834,990</u>	<u>\$ 67,711,908</u>

See independent auditors' report.

Leon County, Florida

Combining Statement of Revenues, Expenditures, and Changes in Fund Balances
Nonmajor Governmental Funds

Year Ended September 30, 2008

	Special Revenue Funds	Debt Service Funds	Capital Projects Funds	Total Nonmajor Governmental Funds
Revenues:				
Taxes	\$ 22,228,617	\$ -	\$ 3,771,733	\$ 26,000,350
Licenses and permits	2,779,143	-	-	2,779,143
Intergovernmental	7,455,015	-	-	7,455,015
Charges for services	20,397,604	-	1,744,844	22,142,448
Fines and forfeitures	438,399	-	467,512	905,911
Interest	1,508,327	-	1,117,995	2,626,322
Miscellaneous	2,081,853	-	97,471	2,179,324
Total revenues	<u>56,888,958</u>	<u>-</u>	<u>7,199,555</u>	<u>64,088,513</u>
Expenditures:				
Current:				
General government	1,354,914	-	967,956	2,322,870
Public safety	27,246,754	-	-	27,246,754
Physical environment	7,811,335	-	2,030,447	9,841,782
Transportation	8,171,600	-	1,601,749	9,773,349
Economic environment	4,486,713	-	-	4,486,713
Human services	4,036,010	-	2,862	4,038,872
Culture and recreation	3,976,680	-	468,720	4,445,400
Judicial	7,910,136	-	3,814,799	11,724,935
Debt Service:				
Principal retirement	-	4,985,882	-	4,985,882
Interest and fiscal charges	-	4,411,649	-	4,411,649
Other debt service costs	-	2,956	-	2,956
Total expenditures	<u>64,994,142</u>	<u>9,400,487</u>	<u>8,886,533</u>	<u>83,281,162</u>
Excess (deficiency) of revenues over (under) expenditures	<u>(8,105,184)</u>	<u>(9,400,487)</u>	<u>(1,686,978)</u>	<u>(19,192,649)</u>
Other financing sources (uses):				
Transfers in	17,934,371	9,401,532	2,386,700	29,722,603
Transfers out	(13,211,615)	-	(60,893)	(13,272,508)
Total other financing sources (uses)	<u>4,722,756</u>	<u>9,401,532</u>	<u>2,325,807</u>	<u>16,450,095</u>
Net change in fund balance	(3,382,428)	1,045	638,829	(2,742,554)
Fund balances, October 1	<u>38,755,681</u>	<u>372,521</u>	<u>27,791,467</u>	<u>66,919,669</u>
Fund balances, September 30	<u>\$ 35,373,253</u>	<u>\$ 373,566</u>	<u>\$ 28,430,296</u>	<u>\$ 64,177,115</u>

See independent auditors' report.

Nonmajor Governmental Funds

Special Revenue Funds

Special revenue funds are used to account for specific revenue sources that are legally restricted to expenditures for particular purposes.

County Transportation Trust Fund

This fund is used to account for the County's proceeds of local and state gas taxes. Expenditures are restricted to the maintenance of roads and bridges.

Probation Fund

This fund is used to support the alternative community service work program, the pre-trial release program and other County probation programs and services. Revenue sources include fees related to pre-trial costs, other probation related services, and transfers from the General Fund.

Indigent Probate Fund

This fund is used to account for proceeds of court filing fees designated for incapacity and guardianship proceedings concerning indigent wards. These fees are used to provide legal aid, pay for court costs, and pay for the examining committee costs for indigent incapacitated persons.

Law Library Trust Fund

This fund is used to account for costs associated with the establishment and maintenance of a law library for use by the judiciary, members of the Florida Bar, and the public. Revenues include charges and fees imposed for court proceedings.

Family Law Legal Services Fund

This fund is used to account for the costs of services provided by Leon County Family Mediation Program, Teen Court, Family Visitation, and Family Law Assistance. This fund is supported by fees and charges imposed by Court Proceedings pursuant to F.S. Section 44.108.

Drug Abuse Trust Fund

This fund is used to account for court costs revenues from felony fines collected by the Clerk of Courts and the proceeds are used to support drug intervention programs.

Special Revenue Funds

(continued)

Local Legal Programs

This fund is used to account for the proceeds of \$65.00 criminal violation fines. The proceeds are used to supplement state funding for the implementation of a statewide court system, to fund legal aid programs, to fund law library costs, and to fund juvenile programs.

Building Inspection

This fund is used to account for fees collected on building permits issued within the unincorporated area of Leon County. The fees are used to fund the operation of the Building Inspection Department.

Growth Management

This fund is used to account for environmental permitting fees that are used to manage growth in accordance with the City of Tallahassee/Leon County Comprehensive Plan development regulations.

Mosquito Control

This fund is used to account for state grant revenues and county general funds used to support the administration and operations of the mosquito control program.

MSBU Stormwater Utility

This fund is used to account for the costs of stormwater control projects. Funding sources include budgeted transfers of general funds and transportation funds, along with a non-ad valorem assessment for stormwater utility collected by the Tax Collector and remitted to the Board of County Commissioners.

SHIP Trust Fund

The State Housing Initiatives Partnership (SHIP) Trust Fund is a special revenue fund established in accordance with F.S. 420.9075(5) to account for the distribution of State funds to local housing programs.

911 Emergency Communications

This fund is used to account for the 911 fees imposed and collected from local telephone customers and wireless customers. Expenditures are restricted to the establishment and maintenance of 911 emergency services within Leon County.

Special Revenue Funds (continued)

Emergency Medical Services

This fund is used to account for the costs of providing emergency medical and transport services. The major revenue sources are transport fees paid primarily by medical insurance and Medicare and the EMS Municipal Services Taxing Unit.

Municipal Service Fund

This fund is used to support various municipal services provided to the unincorporated areas of Leon County. These services include parks and recreation, animal control and fire protection. The major revenue source for this fund is a transfer of non-restricted general funds and the public services tax.

Tourist Development Trust Fund

This fund is used to account for a three-percent local option tourist development tax on transient lodging sales in Leon County. The Leon County Tourist Development Council administers the expenditures to promote a strong visitor industry in Leon County.

Primary Care MSTU Fund

This fund is used to account for an ad valorem tax levy of up to ½ mill created by County ordinance. The MSTU encompasses all of Leon County and provides funding for the delivery of primary health care programs, services, and facilities to uninsured, low-income persons under the age of 65 living within the County.

Special Assessment Sewer Fund

This fund is used to account for the revenues and expenditures associated with the assessment levied on property owners in Killlearn Lakes Unit I and II to pay for the costs of maintaining the new City of Tallahassee sewer service distribution system, which was completed in October of 2006. The assessment is collected and remitted in accordance with an interlocal agreement with the City of Tallahassee. The charge for Units I and II is \$179.43 for each parcel.

BOA Building Operating Fund

This fund is used to account for the ongoing operations and maintenance of the Bank of America building, which the county purchased on June 26, 2003. Revenues are generated by the remaining leases associated with the current tenants of the building.

Special Revenue Funds (continued)

Sheriff Special Grants Fund

This fund is used to account for various law enforcement grants and the expenditures are limited to those allowable by the specific grant.

Emergency Management 911 Fees

This fund is used to account for operations related to the 911 fees imposed and collected from local telephone exchange customers. Expenditures are restricted to the establishment and maintenance of an emergency telephone number “911” system.

Emergency Management Grants

This fund is used to account for grants received by the Leon County Sheriff’s Department used to support the County’s emergency management operations.

Sheriff Inmate Fund

This fund is used to account for proceeds held by the Leon County Sheriff’s Department for prisoners, which are expended for their personal needs.

Article V Court Operations Fund

This fund is used to account for revenues generated for the courts. Proceeds are to be used exclusively for all court expenditures except those mentioned in Chapter 29, *Florida Statutes*.

Records Modernization

This fund is used to account for the revenues generated from the additional service charge paid to the Clerk of the Circuit Court for each instrument recorded in the official records pursuant to the provisions of Section 28.24, *Florida Statutes*. These proceeds are used exclusively for equipment, personnel training and technical assistance in modernizing the official records system, equipment, and start-up costs necessitated by a statewide recording system.

Leon County, Florida

Combining Balance Sheet
Nonmajor Special Revenue Funds

September 30, 2008

	County Transportation Trust Fund	Probation Fund	Indigent Probate Fund	Law Library Trust Fund
Assets:				
Cash	\$ 403	\$ 83,233	\$ 3,316	\$ 30,782
Investments	6,105,013	1,278,557	-	-
Receivables:				
Accounts	16,753	3,509	-	-
Intergovernmental	680,851	-	-	-
Special Assessments	-	-	-	-
Due from other funds	-	75,000	-	-
Inventory	-	-	-	-
Other assets	-	-	-	-
Total assets	<u>\$ 6,803,020</u>	<u>\$ 1,440,299</u>	<u>\$ 3,316</u>	<u>\$ 30,782</u>
Liabilities and Fund Balances:				
Liabilities:				
Accounts payable	\$ 40,676	\$ 53,638	\$ -	\$ -
Accrued liabilities	64,390	6,274	-	-
Intergovernmental payables	30,902	-	-	-
Due to other funds	-	-	-	-
Deposits	10,000	-	-	-
Deferred revenues	-	-	-	-
Total liabilities	<u>145,968</u>	<u>59,912</u>	<u>-</u>	<u>-</u>
Fund Balances:				
Reserved for encumbrances	-	-	-	-
Reserved for records modernization	-	-	-	-
Reserved for law enforcement training	-	-	-	-
Reserved for special projects	-	-	-	-
Reserved for inmate expenditures	-	-	-	-
Unreserved	6,657,052	1,380,387	3,316	30,782
Total fund balances	<u>6,657,052</u>	<u>1,380,387</u>	<u>3,316</u>	<u>30,782</u>
Total liabilities and fund balances	<u>\$ 6,803,020</u>	<u>\$ 1,440,299</u>	<u>\$ 3,316</u>	<u>\$ 30,782</u>

Family Law Legal Services Fund	Drug Abuse Trust Fund	Local Legal Programs	Building Inspection
\$ 176,450	\$ 247,703	\$ 434,286	\$ 670,602
-	-	-	-
-	-	-	-
-	15,460	-	-
-	-	-	-
-	-	-	-
-	-	-	-
<u>\$ 176,450</u>	<u>\$ 263,163</u>	<u>\$ 434,286</u>	<u>\$ 670,602</u>
\$ 14	\$ 11,312	\$ 158	\$ 2,510
557	-	838	5,183
-	-	-	22,295
-	-	-	-
-	-	-	-
-	-	-	-
<u>571</u>	<u>11,312</u>	<u>996</u>	<u>29,988</u>
-	-	-	-
-	-	-	-
-	-	-	-
-	-	-	-
-	-	-	-
175,879	251,851	433,290	640,614
<u>175,879</u>	<u>251,851</u>	<u>433,290</u>	<u>640,614</u>
<u>\$ 176,450</u>	<u>\$ 263,163</u>	<u>\$ 434,286</u>	<u>\$ 670,602</u>

(continued)

Leon County, Florida

Combining Balance Sheet
Nonmajor Special Revenue Funds (continued)

September 30, 2008

	<u>Growth Management</u>	<u>Mosquito Control</u>	<u>MSBU Stormwater Utility</u>	<u>SHIP Trust Fund</u>
Assets:				
Cash	\$ 116	\$ 367,180	\$ 113	\$ 568,859
Investments	2,002,218	-	1,950,446	-
Receivables:				
Accounts	5,494	-	5,352	6,250
Intergovernmental	-	9,250	-	-
Special Assessments	-	-	-	-
Due from other funds	-	-	126	-
Inventory	-	-	-	-
Other assets	-	-	-	-
Total assets	<u>\$ 2,007,828</u>	<u>\$ 376,430</u>	<u>\$ 1,956,037</u>	<u>\$ 575,109</u>
Liabilities and Fund Balances:				
Liabilities:				
Accounts payable	\$ 3,236	\$ 2,791	\$ 55,862	\$ 14,309
Accrued liabilities	29,638	1,157	10,819	-
Intergovernmental payables	-	-	-	-
Due to other funds	-	-	-	-
Deposits	-	-	-	-
Deferred revenues	-	16,131	-	559,858
Total liabilities	<u>32,874</u>	<u>20,079</u>	<u>66,681</u>	<u>574,167</u>
Fund Balances:				
Reserved for encumbrances	-	-	-	-
Reserved for records modernization	-	-	-	-
Reserved for law enforcement training	-	-	-	-
Reserved for special projects	-	-	-	-
Reserved for inmate expenditures	-	-	-	-
Unreserved	1,974,954	356,351	1,889,356	942
Total fund balances	<u>1,974,954</u>	<u>356,351</u>	<u>1,889,356</u>	<u>942</u>
Total liabilities and fund balances	<u>\$ 2,007,828</u>	<u>\$ 376,430</u>	<u>\$ 1,956,037</u>	<u>\$ 575,109</u>

(continued)

911 Emergency Communications	Emergency Medical Services	Municipal Service Fund	Tourist Development Trust Fund
\$ 844,298	\$ (165,656)	\$ 7,190	\$ 263,746
-	8,523,129	2,507,913	4,174,005
-	1,476,352	292,077	-
113,860	-	446,047	-
-	-	-	-
116,838	-	4	-
-	-	-	-
-	-	-	804
<u>\$ 1,074,996</u>	<u>\$ 9,833,825</u>	<u>\$ 3,253,231</u>	<u>\$ 4,438,555</u>
\$ -	\$ 28,744	\$ 374,997	\$ 696,006
-	100,013	5,068	1,507
-	-	325	251
-	-	-	-
-	-	-	-
-	-	-	-
-	-	-	-
-	128,757	380,390	697,764
-	195,519	-	-
-	-	-	-
-	-	-	-
-	-	-	-
-	-	-	-
1,074,996	9,509,549	2,872,841	3,740,791
<u>1,074,996</u>	<u>9,705,068</u>	<u>2,872,841</u>	<u>3,740,791</u>
<u>\$ 1,074,996</u>	<u>\$ 9,833,825</u>	<u>\$ 3,253,231</u>	<u>\$ 4,438,555</u>

(continued)

Leon County, Florida

Combining Balance Sheet
Nonmajor Special Revenue Funds (continued)

September 30, 2008

	Primary Care MSTU	Special Assessment Sewer	BOA Bldg Operating Fund	Sheriff Special Grants Fund
Assets:				
Cash	\$ 101,360	\$ -	\$ 100,738	\$ 443,347
Investments	-	-	2,214,198	-
Receivables:				
Accounts	-	-	7,406	306
Intergovernmental	-	-	-	532,984
Special Assessments	-	12,639	-	-
Due from other funds	9,002	-	-	8,287
Inventory	-	-	-	1,601
Other assets	-	-	-	-
Total assets	<u>\$ 110,362</u>	<u>\$ 12,639</u>	<u>\$ 2,322,342</u>	<u>\$ 986,525</u>
Liabilities and Fund Balances:				
Liabilities:				
Accounts payable	\$ 29,201	\$ -	\$ 2,819	\$ 224,502
Accrued liabilities	-	-	-	5,712
Intergovernmental payables	-	-	7,005	24
Due to other funds	-	9,001	-	290,025
Deposits	-	-	98,005	-
Deferred revenues	-	-	-	55,102
Total liabilities	<u>29,201</u>	<u>9,001</u>	<u>107,829</u>	<u>575,365</u>
Fund Balances:				
Reserved for encumbrances	-	-	-	-
Reserved for records modernization	-	-	-	-
Reserved for law enforcement training	-	-	-	71,450
Reserved for special projects	-	-	-	339,710
Reserved for inmate expenditures	-	-	-	-
Unreserved	81,161	3,638	2,214,513	-
Total fund balances	<u>81,161</u>	<u>3,638</u>	<u>2,214,513</u>	<u>411,160</u>
Total liabilities and fund balances	<u>\$ 110,362</u>	<u>\$ 12,639</u>	<u>\$ 2,322,342</u>	<u>\$ 986,525</u>

Emergency Management 911 Fees	Emergency Management Grants	Sheriff Inmate Fund	Article V Court Operations
\$ 190,747	\$ -	\$ 379,655	\$ 3,500
-	-	-	-
-	3,978	38,295	870
-	45,526	-	125,273
-	-	-	-
-	2,723	-	2,548
-	-	377	-
-	-	-	-
<u>\$ 190,747</u>	<u>\$ 52,227</u>	<u>\$ 418,327</u>	<u>\$ 132,191</u>
\$ 6,425	\$ 884	\$ 3,769	\$ 5,818
8,938	7,822	11,753	-
-	-	-	-
175,384	43,521	77,056	126,373
-	-	-	-
-	-	-	-
<u>190,747</u>	<u>52,227</u>	<u>92,578</u>	<u>132,191</u>
-	-	-	-
-	-	-	-
-	-	-	-
-	-	-	-
-	-	325,749	-
-	-	-	-
-	-	325,749	-
<u>\$ 190,747</u>	<u>\$ 52,227</u>	<u>\$ 418,327</u>	<u>\$ 132,191</u>

(continued)

Leon County, Florida

Combining Balance Sheet
Nonmajor Special Revenue Funds (continued)

September 30, 2008

	Records Modernization	Eliminations	Total Nonmajor Special Revenue Funds
Assets:			
Cash	\$ 1,022,992	\$ -	\$ 5,774,960
Investments	1,072	-	28,756,551
Receivables:			
Accounts	-	-	1,856,642
Intergovernmental	-	-	1,969,251
Special Assessments	-	-	12,639
Due from other funds	126,247	(210,248)	130,527
Inventory	-	-	1,978
Other assets	-	-	804
Total assets	<u>\$ 1,150,311</u>	<u>\$ (210,248)</u>	<u>\$ 38,503,352</u>
Liabilities and Fund Balances:			
Liabilities:			
Accounts payable	\$ 1,749	\$ -	\$ 1,559,420
Accrued liabilities	-	-	259,669
Intergovernmental payables	-	-	60,802
Due to other funds	-	(210,248)	511,112
Deposits	-	-	108,005
Deferred revenues	-	-	631,091
Total liabilities	<u>1,749</u>	<u>(210,248)</u>	<u>3,130,099</u>
Fund Balances:			
Reserved for encumbrances	-	-	195,519
Reserved for records modernization	1,148,562	-	1,148,562
Reserved for law enforcement training	-	-	71,450
Reserved for special projects	-	-	339,710
Reserved for inmate expenditures	-	-	325,749
Unreserved	-	-	33,292,263
Total fund balances	<u>1,148,562</u>	<u>-</u>	<u>35,373,253</u>
Total liabilities and fund balances	<u>\$ 1,150,311</u>	<u>\$ (210,248)</u>	<u>\$ 38,503,352</u>

See independent auditors' report.

This page intentionally left blank.

Leon County, Florida

Combining Statement of Revenues, Expenditures and Changes in Fund Balances
Nonmajor Special Revenue Funds

Year Ended September 30, 2008

	County Transportation Trust Fund	Probation Fund	Indigent Probate Fund
Revenues:			
Taxes	\$ 4,711,242	\$ -	\$ -
Licenses and permits	-	-	-
Intergovernmental	4,089,758	75,000	-
Charges for services	197,109	1,184,470	-
Fines and forfeitures	-	-	-
Interest	261,581	52,028	123
Miscellaneous	23,662	-	-
Total revenues	<u>9,283,352</u>	<u>1,311,498</u>	<u>123</u>
Expenditures:			
Current:			
General government	-	-	-
Public safety	-	2,571,406	-
Physical environment	-	-	-
Transportation	8,171,600	-	-
Economic environment	-	-	-
Human services	-	-	-
Culture and recreation	-	-	-
Judicial	-	-	-
Total expenditures	<u>8,171,600</u>	<u>2,571,406</u>	<u>-</u>
Excess (deficiency) of revenues over (under) expenditures	<u>1,111,752</u>	<u>(1,259,908)</u>	<u>123</u>
Other financing sources (uses):			
Transfers in	1,843,297	1,543,111	-
Transfers out	(3,797,520)	-	-
Total other financing sources (uses)	<u>(1,954,223)</u>	<u>1,543,111</u>	<u>-</u>
Net change in fund balance	(842,471)	283,203	123
Fund balances, October 1	<u>7,499,523</u>	<u>1,097,184</u>	<u>3,193</u>
Fund balances, September 30	<u>\$ 6,657,052</u>	<u>\$ 1,380,387</u>	<u>\$ 3,316</u>

Law Library Trust Fund	Family Law Legal Services Fund	Drug Abuse Trust Fund	Local Legal Programs	Building Inspection
\$ -	\$ -	\$ -	\$ -	\$ -
-	-	-	-	1,675,325
-	-	-	-	-
50	126	130,918	315,060	25,891
-	160,586	-	-	6,135
1,669	6,240	8,570	13,972	30,481
-	-	-	-	-
<u>1,719</u>	<u>166,952</u>	<u>139,488</u>	<u>329,032</u>	<u>1,737,832</u>
-	-	-	-	-
-	-	-	-	1,634,502
-	-	-	-	-
-	-	-	-	-
-	-	147,675	72,180	-
-	-	-	-	-
17,129	153,244	-	141,952	-
<u>17,129</u>	<u>153,244</u>	<u>147,675</u>	<u>214,132</u>	<u>1,634,502</u>
(15,410)	13,708	(8,187)	114,900	103,330
-	-	45,000	-	-
-	-	-	-	-
-	-	<u>45,000</u>	-	-
(15,410)	13,708	36,813	114,900	103,330
<u>46,192</u>	<u>162,171</u>	<u>215,038</u>	<u>318,390</u>	<u>537,284</u>
<u>\$ 30,782</u>	<u>\$ 175,879</u>	<u>\$ 251,851</u>	<u>\$ 433,290</u>	<u>\$ 640,614</u>

(continued)

Leon County, Florida

Combining Statement of Revenues, Expenditures and Changes in Fund Balances
Nonmajor Special Revenue Funds (continued)

Year Ended September 30, 2008

	Growth Management	Mosquito Control	MSBU Stormwater Utility
Revenues:			
Taxes	\$ -	\$ -	\$ 853,083
Licenses and permits	1,103,818	-	-
Intergovernmental	-	20,869	12,306
Charges for services	121,361	400	-
Fines and forfeitures	37,613	-	-
Interest	95,670	23,416	160,861
Miscellaneous	1,526	-	-
Total revenues	<u>1,359,988</u>	<u>44,685</u>	<u>1,026,250</u>
Expenditures:			
Current:			
General government	-	-	-
Public safety	-	-	-
Physical environment	4,102,964	-	3,471,091
Transportation	-	-	-
Economic environment	-	-	-
Human services	-	1,103,433	957,215
Culture and recreation	-	-	-
Judicial	-	-	-
Total expenditures	<u>4,102,964</u>	<u>1,103,433</u>	<u>4,428,306</u>
Excess (deficiency) of revenues over (under) expenditures	<u>(2,742,976)</u>	<u>(1,058,748)</u>	<u>(3,402,056)</u>
Other financing sources (uses):			
Transfers in	2,372,339	873,467	5,042,730
Transfers out	-	-	(4,133,654)
Total other financing sources (uses)	<u>2,372,339</u>	<u>873,467</u>	<u>909,076</u>
Net change in fund balance	(370,637)	(185,281)	(2,492,980)
Fund balances, October 1	<u>2,345,591</u>	<u>541,632</u>	<u>4,382,336</u>
Fund balances, September 30	<u>\$ 1,974,954</u>	<u>\$ 356,351</u>	<u>\$ 1,889,356</u>

SHIP Trust Fund	911 Emergency Communications	Emergency Medical Service	Municipal Service Fund	Tourist Development Trust Fund
\$ -	\$ -	\$ 7,787,169	\$ 5,610,140	\$ 3,267,048
-	-	-	-	-
-	-	-	800,980	-
960,821	1,291,731	7,796,586	37,610	-
-	-	-	729	-
60,772	19,084	349,968	138,133	172,821
-	-	(23,200)	1,272	40,186
<u>1,021,593</u>	<u>1,310,815</u>	<u>15,910,523</u>	<u>6,588,864</u>	<u>3,480,055</u>
-	-	-	-	-
-	-	13,353,177	4,918,953	-
-	-	-	-	-
-	-	-	-	-
934,905	-	-	-	3,551,808
-	-	-	1,398,819	-
-	-	-	3,450,000	526,680
-	-	-	-	-
<u>934,905</u>	<u>-</u>	<u>13,353,177</u>	<u>9,767,772</u>	<u>4,078,488</u>
<u>86,688</u>	<u>1,310,815</u>	<u>2,557,346</u>	<u>(3,178,908)</u>	<u>(598,433)</u>
-	177,807	-	4,298,306	-
(86,688)	(1,310,958)	(257,526)	(2,625,117)	(163,451)
<u>(86,688)</u>	<u>(1,133,151)</u>	<u>(257,526)</u>	<u>1,673,189</u>	<u>(163,451)</u>
-	177,664	2,299,820	(1,505,719)	(761,884)
<u>942</u>	<u>897,332</u>	<u>7,405,248</u>	<u>4,378,560</u>	<u>4,502,675</u>
<u>\$ 942</u>	<u>\$ 1,074,996</u>	<u>\$ 9,705,068</u>	<u>\$ 2,872,841</u>	<u>\$ 3,740,791</u>

(continued)

Leon County, Florida

Combining Statement of Revenues, Expenditures and Changes in Fund Balances
Nonmajor Special Revenue Funds (continued)

Year Ended September 30, 2008

	Primary Care MSTU	Special Assessment Sewer	BOA Bldg Operating Fund
Revenues:			
Taxes	\$ (65)	\$ -	\$ -
Licenses and permits	-	-	-
Intergovernmental	-	-	-
Charges for services	-	-	126,236
Fines and forfeitures	-	-	-
Interest	14,943	3,983	72,744
Miscellaneous	450	241,512	1,659,912
Total revenues	<u>15,328</u>	<u>245,495</u>	<u>1,858,892</u>
Expenditures:			
Current:			
General government	-	-	1,033,292
Public safety	-	-	-
Physical environment	-	237,280	-
Transportation	-	-	-
Economic environment	-	-	-
Human services	356,688	-	-
Culture and recreation	-	-	-
Judicial	-	-	-
Total expenditures	<u>356,688</u>	<u>237,280</u>	<u>1,033,292</u>
Excess (deficiency) of revenues over (under) expenditures	<u>(341,360)</u>	<u>8,215</u>	<u>825,600</u>
Other financing sources (uses):			
Transfers in	-	-	283,196
Transfers out	-	(4,577)	(715,260)
Total other financing sources (uses)	<u>-</u>	<u>(4,577)</u>	<u>(432,064)</u>
Net change in fund balance	(341,360)	3,638	393,536
Fund balances, October 1	<u>422,521</u>	<u>-</u>	<u>1,820,977</u>
Fund balances, September 30	<u>\$ 81,161</u>	<u>\$ 3,638</u>	<u>\$ 2,214,513</u>

Sheriff Special Grants Fund	Emergency Management 911 Fees	Emergency Management Grants	Sheriff Inmate Fund	Article V Court Operations
\$ -	\$ -	\$ -	\$ -	\$ -
-	-	-	-	-
2,017,762	-	148,485	-	385,354
73,237	-	-	995,271	6,573,188
233,336	-	-	-	-
-	-	-	-	7,551
108,443	13,144	-	14,946	-
<u>2,432,778</u>	<u>13,144</u>	<u>148,485</u>	<u>1,010,217</u>	<u>6,966,093</u>
-	-	-	-	-
2,378,335	1,207,238	272,196	985,997	-
-	-	-	-	-
-	-	-	-	-
-	-	-	-	-
-	-	-	-	-
-	-	-	-	6,966,093
<u>2,378,335</u>	<u>1,207,238</u>	<u>272,196</u>	<u>985,997</u>	<u>6,966,093</u>
<u>54,443</u>	<u>(1,194,094)</u>	<u>(123,711)</u>	<u>24,220</u>	<u>-</u>
-	1,310,958	123,711	-	-
-	(116,864)	-	-	-
<u>-</u>	<u>1,194,094</u>	<u>123,711</u>	<u>-</u>	<u>-</u>
54,443	-	-	24,220	-
<u>356,717</u>	<u>-</u>	<u>-</u>	<u>301,529</u>	<u>-</u>
<u>\$ 411,160</u>	<u>\$ -</u>	<u>\$ -</u>	<u>\$ 325,749</u>	<u>\$ -</u>

(continued)

Leon County, Florida

Combining Statement of Revenues, Expenditures and Changes in Fund Balances
Nonmajor Special Revenue Funds (continued)

Year Ended September 30, 2008

	Records		Total Nonmajor
	Modernization	Eliminations	Special Revenue
			Funds
Revenues:			
Taxes	\$ -	\$ -	\$ 22,228,617
Licenses and permits	-	-	2,779,143
Intergovernmental	-	(95,499)	7,455,015
Charges for services	567,539	-	20,397,604
Fines and forfeitures	-	-	438,399
Interest	13,717	-	1,508,327
Miscellaneous	-	-	2,081,853
Total revenues	<u>581,256</u>	<u>(95,499)</u>	<u>56,888,958</u>
Expenditures:			
Current:			
General government	321,622	-	1,354,914
Public safety	-	(75,050)	27,246,754
Physical environment	-	-	7,811,335
Transportation	-	-	8,171,600
Economic environment	-	-	4,486,713
Human services	-	-	4,036,010
Culture and recreation	-	-	3,976,680
Judicial	631,718	-	7,910,136
Total expenditures	<u>953,340</u>	<u>(75,050)</u>	<u>64,994,142</u>
Excess (deficiency) of revenues over (under) expenditures	<u>(372,084)</u>	<u>(20,449)</u>	<u>(8,105,184)</u>
Other financing sources (uses):			
Transfers in	-	20,449	17,934,371
Transfers out	-	-	(13,211,615)
Total other financing sources (uses)	<u>-</u>	<u>20,449</u>	<u>4,722,756</u>
Net change in fund balance	(372,084)	-	(3,382,428)
Fund balances, October 1	<u>1,520,646</u>	<u>-</u>	<u>38,755,681</u>
Fund balances, September 30	<u>\$ 1,148,562</u>	<u>\$ -</u>	<u>\$ 35,373,253</u>

See independent auditors' report.

Leon County, Florida

Schedule of Revenues, Expenditures, and Changes in Fund Balances - Budget and Actual
County Transportation Trust Fund

Year Ended September 30, 2008

	<u>Budgeted Amounts</u>		<u>Actual Amounts</u>	Variance With Final Budget Positive (Negative)
	<u>Original</u>	<u>Final</u>		
Revenues:				
Taxes	\$ 4,915,573	\$ 4,915,573	\$ 4,711,242	\$ (204,331)
Intergovernmental	4,207,871	4,207,871	4,089,758	(118,113)
Charges for services	159,729	159,729	197,109	37,380
Interest	239,115	239,115	261,581	22,466
Miscellaneous	1,535	1,535	23,662	22,127
Total revenues	<u>9,523,823</u>	<u>9,523,823</u>	<u>9,283,352</u>	<u>(240,471)</u>
Expenditures:				
Transportation	<u>8,931,267</u>	<u>9,136,817</u>	<u>8,171,600</u>	<u>965,217</u>
Total expenditures	<u>8,931,267</u>	<u>9,136,817</u>	<u>8,171,600</u>	<u>965,217</u>
Excess (deficiency) of revenues over (under) expenditures	<u>592,556</u>	<u>387,006</u>	<u>1,111,752</u>	<u>724,746</u>
Other financing sources (uses):				
Transfers in	1,843,297	1,843,297	1,843,297	-
Transfers out	<u>(3,797,520)</u>	<u>(3,797,520)</u>	<u>(3,797,520)</u>	<u>-</u>
Total other financing sources (uses)	<u>(1,954,223)</u>	<u>(1,954,223)</u>	<u>(1,954,223)</u>	<u>-</u>
Net change in fund balance	(1,361,667)	(1,567,217)	(842,471)	724,746
Fund balances, October 1	<u>7,499,523</u>	<u>7,499,523</u>	<u>7,499,523</u>	<u>-</u>
Fund balances, September 30	<u>\$ 6,137,856</u>	<u>\$ 5,932,306</u>	<u>\$ 6,657,052</u>	<u>\$ 724,746</u>

See independent auditors' report.

Leon County, Florida

Schedule of Revenues, Expenditures, and Changes in Fund Balance - Budget and Actual
Probation Fund

Year Ended September 30, 2008

	<u>Budgeted Amounts</u>		<u>Actual Amounts</u>	<u>Variance With Final Budget Positive (Negative)</u>
	<u>Original</u>	<u>Final</u>		
Revenues:				
Intergovernmental	\$ 75,000	\$ 75,000	\$ 75,000	\$ -
Charges for services	1,108,816	1,108,816	1,184,470	75,654
Interest	38,030	38,030	52,028	13,998
Total revenues	<u>1,221,846</u>	<u>1,221,846</u>	<u>1,311,498</u>	<u>89,652</u>
Expenditures:				
Public safety	<u>2,701,392</u>	<u>2,792,136</u>	<u>2,571,406</u>	<u>220,730</u>
Total expenditures	<u>2,701,392</u>	<u>2,792,136</u>	<u>2,571,406</u>	<u>220,730</u>
Excess (deficiency) of revenues over (under) expenditures	<u>(1,479,546)</u>	<u>(1,570,290)</u>	<u>(1,259,908)</u>	<u>310,382</u>
Other financing sources(uses):				
Transfers in	1,543,111	1,543,111	1,543,111	-
Total other financing sources (uses)	<u>1,543,111</u>	<u>1,543,111</u>	<u>1,543,111</u>	<u>-</u>
Net change in fund balance	63,565	(27,179)	283,203	310,382
Fund balances, October 1	<u>1,097,184</u>	<u>1,097,184</u>	<u>1,097,184</u>	<u>-</u>
Fund balances, September 30	<u>\$ 1,160,749</u>	<u>\$ 1,070,005</u>	<u>\$ 1,380,387</u>	<u>\$ 310,382</u>

See independent auditors' report.

Leon County, Florida

Schedule of Revenues, Expenditures, and Changes in Fund Balances - Budget and Actual
Indigent Probate Fund

Year Ended September 30, 2008

	<u>Budgeted Amounts</u>		<u>Actual Amounts</u>	<u>Variance With Final Budget Positive (Negative)</u>
	<u>Original</u>	<u>Final</u>		
Revenues:				
Interest	\$ -	\$ -	\$ 123	\$ 123
Total revenues	<u>-</u>	<u>-</u>	<u>123</u>	<u>123</u>
Excess (deficiency) of revenues over (under) expenditures	-	-	123	123
Other financing sources(uses):				
Transfers in	-	-	-	-
Total other financing sources (uses)	<u>-</u>	<u>-</u>	<u>-</u>	<u>-</u>
Net change in fund balance	-	-	123	123
Fund balances, October 1	<u>3,193</u>	<u>3,193</u>	<u>3,193</u>	<u>-</u>
Fund balances, September 30	<u>\$ 3,193</u>	<u>\$ 3,193</u>	<u>\$ 3,316</u>	<u>\$ 123</u>

See independent auditors' report.

Leon County, Florida

Schedule of Revenues, Expenditures, and Changes in Fund Balances - Budget and Actual
Law Library Trust Fund

Year Ended September 30, 2008

	<u>Budgeted Amounts</u>		<u>Actual Amounts</u>	<u>Variance With Final Budget Positive (Negative)</u>
	<u>Original</u>	<u>Final</u>		
Revenues:				
Charges for services	\$ -	\$ -	\$ 50	\$ 50
Interest	-	-	1,669	1,669
Total revenues	-	-	1,719	1,719
Expenditures:				
Judicial	46,192	49,192	17,129	32,063
Total expenditures	46,192	49,192	17,129	32,063
Excess (deficiency) of revenues over (under) expenditures	(46,192)	(49,192)	(15,410)	33,782
Fund balances, October 1	46,192	46,192	46,192	-
Fund balances, September 30	<u>\$ -</u>	<u>\$ (3,000)</u>	<u>\$ 30,782</u>	<u>\$ 33,782</u>

See independent auditors' report.

Leon County, Florida

Schedule of Revenues, Expenditures, and Changes in Fund Balances - Budget and Actual
Family Law Legal Services Fund

Year Ended September 30, 2008

	<u>Budgeted Amounts</u>		<u>Actual Amounts</u>	<u>Variance With Final Budget Positive (Negative)</u>
	<u>Original</u>	<u>Final</u>		
Revenues:				
Charges for services	\$ -	\$ -	\$ 126	\$ 126
Fines and forfeitures	152,026	152,026	160,586	8,560
Interest	-	-	6,240	6,240
Total revenues	<u>152,026</u>	<u>152,026</u>	<u>166,952</u>	<u>14,926</u>
Expenditures:				
Judicial	<u>142,351</u>	<u>153,351</u>	<u>153,244</u>	<u>107</u>
Total expenditures	<u>142,351</u>	<u>153,351</u>	<u>153,244</u>	<u>107</u>
Excess (deficiency) of revenues over (under) expenditures	9,675	(1,325)	13,708	15,033
Fund balances, October 1	<u>162,171</u>	<u>162,171</u>	<u>162,171</u>	<u>-</u>
Fund balances, September 30	<u>\$ 171,846</u>	<u>\$ 160,846</u>	<u>\$ 175,879</u>	<u>\$ 15,033</u>

See independent auditors' report.

Leon County, Florida

Schedule of Revenues, Expenditures, and Changes in Fund Balances - Budget and Actual
Drug Abuse Trust Fund

Year Ended September 30, 2008

	<u>Budgeted Amounts</u>		<u>Actual Amounts</u>	<u>Variance With Final Budget Positive (Negative)</u>
	<u>Original</u>	<u>Final</u>		
Revenues:				
Charges for services	\$ 59,686	\$ 71,226	\$ 130,918	\$ 59,692
Interest	-	-	8,570	8,570
Total revenues	<u>59,686</u>	<u>71,226</u>	<u>139,488</u>	<u>68,262</u>
Expenditures:				
Human services	<u>59,686</u>	<u>198,512</u>	<u>147,675</u>	<u>50,837</u>
Total expenditures	<u>59,686</u>	<u>198,512</u>	<u>147,675</u>	<u>50,837</u>
Excess (deficiency) of revenues over (under) expenditures	<u>-</u>	<u>(127,286)</u>	<u>(8,187)</u>	<u>17,425</u>
Other financing sources (uses):				
Transfers in	-	45,000	45,000	-
Total other financing sources (uses)	<u>-</u>	<u>45,000</u>	<u>45,000</u>	<u>-</u>
Net change in fund balance	-	(82,286)	36,813	17,425
Fund balances, October 1	<u>215,038</u>	<u>215,038</u>	<u>215,038</u>	<u>-</u>
Fund balances, September 30	<u>\$ 215,038</u>	<u>\$ 132,752</u>	<u>\$ 251,851</u>	<u>\$ 17,425</u>

See independent auditors' report.

Leon County, Florida

Schedule of Revenues, Expenditures, and Changes in Fund Balances - Budget and Actual
Local Legal Programs

Year Ended September 30, 2008

	<u>Budgeted Amounts</u>		<u>Actual Amounts</u>	<u>Variance With Final Budget Positive (Negative)</u>
	<u>Original</u>	<u>Final</u>		
Revenues:				
Charges for services	\$ 322,060	\$ 330,643	\$ 315,060	\$ (15,583)
Interest	-	-	13,972	13,972
Total revenues	<u>322,060</u>	<u>330,643</u>	<u>329,032</u>	<u>(1,611)</u>
Expenditures:				
Human services	161,030	161,030	72,180	88,850
Judicial	161,030	195,377	141,952	53,425
Total expenditures	<u>322,060</u>	<u>356,407</u>	<u>214,132</u>	<u>142,275</u>
Net change in fund balance	-	(25,764)	114,900	140,664
Fund balances, October 1	<u>318,390</u>	<u>318,390</u>	<u>318,390</u>	<u>-</u>
Fund balances, September 30	<u>\$ 318,390</u>	<u>\$ 292,626</u>	<u>\$ 433,290</u>	<u>\$ 140,664</u>

See independent auditors' report.

Leon County, Florida

Schedule of Revenues, Expenditures, and Changes in Fund Balances - Budget and Actual
Building Inspection Fund

Year Ended September 30, 2008

	<u>Budgeted Amounts</u>		<u>Actual Amounts</u>	Variance With Final Budget Positive (Negative)
	<u>Original</u>	<u>Final</u>		
Revenues:				
Licenses and permits	\$ 1,591,503	\$ 1,591,503	\$ 1,675,325	\$ 83,822
Charges for services	22,354	22,354	25,891	3,537
Fines and forfeitures	-	-	6,135	6,135
Interest	13,775	13,775	30,481	16,706
Total revenues	<u>1,627,632</u>	<u>1,627,632</u>	<u>1,737,832</u>	<u>110,200</u>
Expenditures:				
Public safety	<u>1,672,203</u>	<u>1,738,966</u>	<u>1,634,502</u>	<u>104,464</u>
Total expenditures	<u>1,672,203</u>	<u>1,738,966</u>	<u>1,634,502</u>	<u>104,464</u>
Excess (deficiency) of revenues over (under) expenditures	(44,571)	(111,334)	103,330	214,664
Other financing sources (uses):				
Operating transfers out	<u>(66,763)</u>	-	-	-
Total other financing sources (uses)	<u>(66,763)</u>	-	-	-
Net change in fund balance	(111,334)	(111,334)	103,330	214,664
Fund balances, October 1	<u>537,284</u>	<u>537,284</u>	<u>537,284</u>	<u>-</u>
Fund balances, September 30	<u>\$ 425,950</u>	<u>\$ 425,950</u>	<u>\$ 640,614</u>	<u>\$ 214,664</u>

See independent auditors' report.

Leon County, Florida

Schedule of Revenues, Expenditures, and Changes in Fund Balances - Budget and Actual
Growth Management Fund

Year Ended September 30, 2008

	<u>Budgeted Amounts</u>		<u>Actual Amounts</u>	<u>Variance With Final Budget Positive (Negative)</u>
	<u>Original</u>	<u>Final</u>		
Revenues:				
Licenses and permits	\$ 2,204,851	\$ 2,204,851	\$ 1,103,818	\$ (1,101,033)
Charges for services	-	-	121,361	121,361
Fines and forfeitures	9,500	9,500	37,613	28,113
Interest	113,430	113,430	95,670	(17,760)
Miscellaneous	2,850	2,850	1,526	(1,324)
Total revenues	<u>2,330,631</u>	<u>2,330,631</u>	<u>1,359,988</u>	<u>(970,643)</u>
Expenditures:				
Physical environment	<u>4,592,970</u>	<u>4,592,970</u>	<u>4,102,964</u>	<u>490,006</u>
Total expenditures	<u>4,592,970</u>	<u>4,592,970</u>	<u>4,102,964</u>	<u>490,006</u>
Excess (deficiency) of revenues over (under) expenditures	<u>(2,262,339)</u>	<u>(2,262,339)</u>	<u>(2,742,976)</u>	<u>(480,637)</u>
Other financing sources (uses):				
Operating transfers in	<u>2,372,339</u>	<u>2,372,339</u>	<u>2,372,339</u>	<u>-</u>
Total other financing sources (uses)	<u>2,372,339</u>	<u>2,372,339</u>	<u>2,372,339</u>	<u>-</u>
Net change in fund balance	110,000	110,000	(370,637)	(480,637)
Fund balances, October 1	<u>2,345,591</u>	<u>2,345,591</u>	<u>2,345,591</u>	<u>-</u>
Fund balances, September 30	<u>\$ 2,455,591</u>	<u>\$ 2,455,591</u>	<u>\$ 1,974,954</u>	<u>\$ (480,637)</u>

See independent auditors' report.

Leon County, Florida

Schedule of Revenues, Expenditures, and Changes in Fund Balances - Budget and Actual
Mosquito Control Fund

Year Ended September 30, 2008

	<u>Budgeted Amounts</u>		<u>Actual Amounts</u>	<u>Variance With Final Budget Positive (Negative)</u>
	<u>Original</u>	<u>Final</u>		
Revenues:				
Intergovernmental	\$ 35,150	\$ 35,150	\$ 20,869	\$ (14,281)
Charges for services	1,520	1,520	400	(1,120)
Interest	14,915	14,915	23,416	8,501
Total revenues	<u>51,585</u>	<u>51,585</u>	<u>44,685</u>	<u>(6,900)</u>
Expenditures:				
Human services	917,052	1,217,052	1,103,433	113,619
Total expenditures	<u>917,052</u>	<u>1,217,052</u>	<u>1,103,433</u>	<u>113,619</u>
Excess (deficiency) of revenues over (under) expenditures	<u>(865,467)</u>	<u>(1,165,467)</u>	<u>(1,058,748)</u>	<u>106,719</u>
Other financing sources (uses):				
Transfers in	873,467	873,467	873,467	-
Total other financing sources (uses)	<u>873,467</u>	<u>873,467</u>	<u>873,467</u>	<u>-</u>
Net change in fund balance	8,000	(292,000)	(185,281)	106,719
Fund balances, October 1	<u>541,632</u>	<u>541,632</u>	<u>541,632</u>	<u>-</u>
Fund balances, September 30	<u>\$ 549,632</u>	<u>\$ 249,632</u>	<u>\$ 356,351</u>	<u>\$ 106,719</u>

See independent auditors' report.

Leon County, Florida

Schedule of Revenues, Expenditures, and Changes in Fund Balances - Budget and Actual
MSBU Stormwater Utility Fund

Year Ended September 30, 2008

	<u>Budgeted Amounts</u>		<u>Actual Amounts</u>	Variance With Final Budget Positive (Negative)
	<u>Original</u>	<u>Final</u>		
Revenues:				
Taxes	\$ 834,661	\$ 834,661	\$ 853,083	\$ 18,422
Intergovernmental	-	-	12,306	(12,306)
Interest	178,125	178,125	160,861	(17,264)
Total revenues	<u>1,012,786</u>	<u>1,012,786</u>	<u>1,026,250</u>	<u>(11,148)</u>
Expenditures:				
Physical environment	3,548,790	3,630,124	3,471,091	159,033
Human services	1,424,470	1,424,470	957,215	467,255
Total expenditures	<u>4,973,260</u>	<u>5,054,594</u>	<u>4,428,306</u>	<u>626,288</u>
Excess (deficiency) of revenues over (under) expenditures	<u>(3,960,474)</u>	<u>(4,041,808)</u>	<u>(3,402,056)</u>	<u>615,140</u>
Other financing sources (uses):				
Transfers in	5,042,730	5,042,730	5,042,730	-
Transfers out	(961,256)	(4,133,654)	(4,133,654)	-
Total other financing sources (uses)	<u>4,081,474</u>	<u>909,076</u>	<u>909,076</u>	<u>-</u>
Net change in fund balance	121,000	(3,132,732)	(2,492,980)	615,140
Fund balances, October 1	<u>4,382,336</u>	<u>4,382,336</u>	<u>4,382,336</u>	<u>-</u>
Fund balances, September 30	<u>\$ 4,503,336</u>	<u>\$ 1,249,604</u>	<u>\$ 1,889,356</u>	<u>\$ 615,140</u>

See independent auditors' report.

Leon County, Florida

Schedule of Revenues, Expenditures, and Changes in Fund Balances - Budget and Actual
SHIP Trust Fund

Year Ended September 30, 2008

	<u>Budgeted Amounts</u>		<u>Actual Amounts</u>	<u>Variance With Final Budget Positive (Negative)</u>
	<u>Original</u>	<u>Final</u>		
Revenues:				
Charges for services	\$ 868,520	\$ 2,037,240	\$ 960,821	\$ (1,076,419)
Interest	-	-	60,772	60,772
Total revenues	<u>868,520</u>	<u>2,037,240</u>	<u>1,021,593</u>	<u>(1,015,647)</u>
Expenditures:				
Economic environment	<u>781,668</u>	<u>1,950,388</u>	<u>934,905</u>	<u>1,015,483</u>
Total expenditures	<u>781,668</u>	<u>1,950,388</u>	<u>934,905</u>	<u>1,015,483</u>
Excess (deficiency) of revenues over (under) expenditures	<u>86,852</u>	<u>86,852</u>	<u>86,688</u>	<u>(164)</u>
Other financing sources (uses):				
Transfers out	<u>(86,852)</u>	<u>(86,852)</u>	<u>(86,688)</u>	<u>164</u>
Total other financing sources (uses)	<u>(86,852)</u>	<u>(86,852)</u>	<u>(86,688)</u>	<u>164</u>
Net change in fund balance	-	-	-	-
Fund balances, October 1	<u>942</u>	<u>942</u>	<u>942</u>	<u>-</u>
Fund balances, September 30	<u>\$ 942</u>	<u>\$ 942</u>	<u>\$ 942</u>	<u>\$ -</u>

See independent auditors' report.

Leon County, Florida

Schedule of Revenues, Expenditures, and Changes in Fund Balances - Budget and Actual
911 Emergency Communications Fund

Year Ended September 30, 2008

	<u>Budgeted Amounts</u>		<u>Actual Amounts</u>	<u>Variance With Final Budget Positive (Negative)</u>
	<u>Original</u>	<u>Final</u>		
Revenues:				
Charges for services	\$ 1,245,410	\$ 1,245,410	\$ 1,291,731	\$ 46,321
Interest	4,655	4,655	19,084	14,429
Total revenues	<u>1,250,065</u>	<u>1,250,065</u>	<u>1,310,815</u>	<u>60,750</u>
Other financing sources (uses):				
Transfers in	60,893	60,893	177,807	116,914
Transfers out	<u>(1,310,958)</u>	<u>(1,310,958)</u>	<u>(1,310,958)</u>	<u>-</u>
Total other financing sources (uses)	<u>(1,250,065)</u>	<u>(1,250,065)</u>	<u>(1,133,151)</u>	<u>116,914</u>
Net change in fund balance	-	-	177,664	177,664
Fund balances, October 1	<u>897,332</u>	<u>897,332</u>	<u>897,332</u>	<u>-</u>
Fund balances, September 30	<u>\$ 897,332</u>	<u>\$ 897,332</u>	<u>\$ 1,074,996</u>	<u>\$ 177,664</u>

See independent auditors' report.

Leon County, Florida

Schedule of Revenues, Expenditures, and Changes in Fund Balances - Budget and Actual
Emergency Medical Service

Year Ended September 30, 2008

	<u>Budgeted Amounts</u>		<u>Actual Amounts</u>	<u>Variance With Final Budget Positive (Negative)</u>
	<u>Original</u>	<u>Final</u>		
Revenues:				
Taxes	\$ 7,765,123	\$ 7,765,123	\$ 7,787,169	\$ 22,046
Charges for services	5,944,888	6,389,888	7,796,586	1,406,698
Interest	258,495	258,495	349,968	91,473
Miscellaneous	-	-	(23,200)	(23,200)
Total revenues	<u>13,968,506</u>	<u>14,413,506</u>	<u>15,910,523</u>	<u>1,497,017</u>
Expenditures:				
Public safety	<u>14,903,729</u>	<u>21,845,758</u>	<u>13,353,177</u>	<u>8,492,581</u>
Total expenditures	<u>14,903,729</u>	<u>21,845,758</u>	<u>13,353,177</u>	<u>8,492,581</u>
Excess (deficiency) of revenues over (under) expenditures	<u>(935,223)</u>	<u>(7,432,252)</u>	<u>2,557,346</u>	<u>9,989,598</u>
Other financing sources (uses):				
Transfers out	<u>(151,857)</u>	<u>(244,483)</u>	<u>(257,526)</u>	<u>(13,043)</u>
Total other financing sources (uses)	<u>(151,857)</u>	<u>(244,483)</u>	<u>(257,526)</u>	<u>(13,043)</u>
Net change in fund balance	(1,087,080)	(7,676,735)	2,299,820	9,976,555
Fund balances, October 1	<u>7,405,248</u>	<u>7,405,248</u>	<u>7,405,248</u>	<u>-</u>
Fund balances, September 30	<u>\$ 6,318,168</u>	<u>\$ (271,487)</u>	<u>\$ 9,705,068</u>	<u>\$ 9,976,555</u>

See independent auditors' report.

Leon County, Florida

Schedule of Revenues, Expenditures, and Changes in Fund Balances - Budget and Actual
Municipal Service Fund

Year Ended September 30, 2008

	<u>Budgeted Amounts</u>		<u>Actual Amounts</u>	<u>Variance With Final Budget Positive (Negative)</u>
	<u>Original</u>	<u>Final</u>		
Revenues:				
Taxes	\$ 4,950,165	\$ 4,950,165	\$ 5,610,140	\$ 659,975
Intergovernmental	800,980	800,980	800,980	-
Charges for services	24,617	24,617	37,610	12,993
Fines and forfeitures	504	504	729	225
Interest	159,315	159,315	138,133	(21,182)
Miscellaneous	-	-	1,272	1,272
Total revenues	<u>5,935,581</u>	<u>5,935,581</u>	<u>6,588,864</u>	<u>653,283</u>
Expenditures:				
Public safety	5,030,447	5,041,308	4,918,953	122,355
Human services	1,543,649	1,548,888	1,398,819	150,069
Culture and recreation	3,255,457	3,449,861	3,450,000	(139)
Total expenditures	<u>9,829,553</u>	<u>10,040,057</u>	<u>9,767,772</u>	<u>272,285</u>
Excess (deficiency) of revenues over (under) expenditures	<u>(3,893,972)</u>	<u>(4,104,476)</u>	<u>(3,178,908)</u>	<u>925,568</u>
Other financing sources (uses):				
Transfers in	4,298,306	4,298,306	4,298,306	-
Transfers out	<u>(293,334)</u>	<u>(2,625,117)</u>	<u>(2,625,117)</u>	<u>-</u>
Total other financing sources (uses)	<u>4,004,972</u>	<u>1,673,189</u>	<u>1,673,189</u>	<u>-</u>
Net change in fund balance	111,000	(2,431,287)	(1,505,719)	925,568
Fund balances, October 1	<u>4,378,560</u>	<u>4,378,560</u>	<u>4,378,560</u>	<u>-</u>
Fund balances, September 30	<u>\$ 4,489,560</u>	<u>\$ 1,947,273</u>	<u>\$ 2,872,841</u>	<u>\$ 925,568</u>

See independent auditors' report.

Leon County, Florida

Schedule of Revenues, Expenditures, and Changes in Fund Balances - Budget and Actual
Tourist Development Trust Fund

Year Ended September 30, 2008

	<u>Budgeted Amounts</u>		<u>Actual Amounts</u>	<u>Variance With Final Budget Positive (Negative)</u>
	<u>Original</u>	<u>Final</u>		
Revenues:				
Taxes	\$ 3,391,500	\$ 3,391,500	\$ 3,267,048	\$ (124,452)
Interest	172,235	172,235	172,821	586
Miscellaneous	40,186	40,186	40,186	-
Total revenues	<u>3,603,921</u>	<u>3,603,921</u>	<u>3,480,055</u>	<u>(123,866)</u>
Expenditures:				
Economic environment	3,603,805	6,381,249	3,551,808	2,829,441
Culture and recreation	526,680	526,680	526,680	-
Total expenditures	<u>4,130,485</u>	<u>6,907,929</u>	<u>4,078,488</u>	<u>2,829,441</u>
Excess (deficiency) of revenues over (under) expenditures	<u>(526,564)</u>	<u>(3,304,008)</u>	<u>(598,433)</u>	<u>2,705,575</u>
Other financing sources (uses):				
Transfers out	<u>(163,451)</u>	<u>(163,451)</u>	<u>(163,451)</u>	<u>-</u>
Total other financing sources (uses)	<u>(163,451)</u>	<u>(163,451)</u>	<u>(163,451)</u>	<u>-</u>
Net change in fund balance	(690,015)	(3,467,459)	(761,884)	2,705,575
Fund balances, October 1	<u>4,502,675</u>	<u>4,502,675</u>	<u>4,502,675</u>	<u>-</u>
Fund balances, September 30	<u>\$ 3,812,660</u>	<u>\$ 1,035,216</u>	<u>\$ 3,740,791</u>	<u>\$ 2,705,575</u>

See independent auditors' report.

Leon County, Florida

Schedule of Revenues, Expenditures, and Changes in Fund Balances - Budget and Actual
Primary Care MSTU

Year Ended September 30, 2008

	Budgeted Amounts		Actual Amounts	Variance With Final Budget Positive (Negative)
	Original	Final		
Revenues:				
Taxes	\$ -	\$ -	\$ (65)	\$ (65)
Interest	-	-	14,943	14,943
Miscellaneous	-	650	450	(200)
Total revenues	-	650	15,328	14,678
Expenditures:				
Human services	350,411	423,170	356,688	66,482
Total expenditures	350,411	423,170	356,688	66,482
Excess (deficiency) of revenues over (under) expenditures	(350,411)	(422,520)	(341,360)	81,160
Other financing sources (uses):				
Transfers in	-	-	-	-
Total other financing sources (uses)	-	-	-	-
Net change in fund balance	(350,411)	(422,520)	(341,360)	81,160
Fund balances, October 1	422,521	422,521	422,521	-
Fund balances, September 30	\$ 72,110	\$ 1	\$ 81,161	\$ 81,160

See independent auditors' report.

Leon County, Florida

Schedule of Revenues, Expenditures, and Changes in Fund Balances - Budget and Actual
Special Assessment Sewer

Year Ended September 30, 2008

	<u>Budgeted Amounts</u>		<u>Actual Amounts</u>	<u>Variance With Final Budget Positive (Negative)</u>
	<u>Original</u>	<u>Final</u>		
Revenues:				
Interest	\$ -	\$ -	\$ 3,983	\$ 3,983
Miscellaneous	242,280	242,280	241,512	(768)
Total revenues	<u>242,280</u>	<u>242,280</u>	<u>245,495</u>	<u>3,215</u>
Expenditures:				
Physical Environment	237,280	237,280	237,280	-
Total expenditures	<u>237,280</u>	<u>237,280</u>	<u>237,280</u>	<u>-</u>
Excess (deficiency) of revenues over (under) expenditures	5,000	5,000	8,215	3,215
Other financing sources (uses):				
Transfers in	-	-	-	-
Transfers out	(5,000)	(5,000)	(4,577)	423
Total other financing sources (uses)	<u>(5,000)</u>	<u>(5,000)</u>	<u>(4,577)</u>	<u>423</u>
Net change in fund balance	-	-	3,638	3,638
Fund balances, October 1	<u>-</u>	<u>-</u>	<u>-</u>	<u>-</u>
Fund balances, September 30	<u>\$ -</u>	<u>\$ -</u>	<u>\$ 3,638</u>	<u>\$ 3,638</u>

See independent auditors' report.

Leon County, Florida

Schedule of Revenues, Expenditures, and Changes in Fund Balances - Budget and Actual
BOA Building Operating Fund

Year Ended September 30, 2008

	<u>Budgeted Amounts</u>		<u>Actual Amounts</u>	<u>Variance With Final Budget Positive (Negative)</u>
	<u>Original</u>	<u>Final</u>		
Revenues:				
Charges for services	\$ 81,270	\$ 81,270	\$ 126,236	\$ 44,966
Interest	62,225	62,225	72,744	10,519
Miscellaneous	1,396,057	1,396,057	1,659,912	263,855
Total revenues	<u>1,539,552</u>	<u>1,539,552</u>	<u>1,858,892</u>	<u>319,340</u>
Expenditures:				
General government	1,107,488	1,107,488	1,033,292	74,196
Total expenditures	<u>1,107,488</u>	<u>1,107,488</u>	<u>1,033,292</u>	<u>74,196</u>
Excess (deficiency) of revenues over (under) expenditures	432,064	432,064	825,600	393,536
Other financing sources (uses):				
Transfers in	283,196	283,196	283,196	-
Transfers out	(715,260)	(715,260)	(715,260)	-
Total other financing sources (uses)	<u>(432,064)</u>	<u>(432,064)</u>	<u>(432,064)</u>	<u>-</u>
Net change in fund balance	-	-	393,536	393,536
Fund balances, October 1	<u>1,820,977</u>	<u>1,820,977</u>	<u>1,820,977</u>	<u>-</u>
Fund balances, September 30	<u>\$ 1,820,977</u>	<u>\$ 1,820,977</u>	<u>\$ 2,214,513</u>	<u>\$ 393,536</u>

See independent auditors' report.

Leon County, Florida

Schedule of Revenues, Expenditures, and Changes in Fund Balances - Budget and Actual
 Sheriff's Special Grants Fund

Year Ended September 30, 2008

	<u>Budgeted Amounts</u>		<u>Actual Amounts</u>	<u>Variance With Final Budget Positive (Negative)</u>
	<u>Original</u>	<u>Final</u>		
Revenues:				
Intergovernmental	\$ -	\$ -	\$ 2,017,762	\$ 2,017,762
Charges for services	-	-	73,237	73,237
Fines and forfeitures	-	-	233,336	233,336
Miscellaneous	-	-	108,443	108,443
Total revenues	<u>-</u>	<u>-</u>	<u>2,432,778</u>	<u>2,432,778</u>
Expenditures:				
Public safety	-	-	2,378,335	(2,378,335)
Total expenditures	<u>-</u>	<u>-</u>	<u>2,378,335</u>	<u>(2,378,335)</u>
Excess (deficiency) of revenues over (under) expenditures	-	-	54,443	54,443
Other financing sources (uses):				
Transfers in	-	-	-	-
Total other financing sources (uses)	<u>-</u>	<u>-</u>	<u>-</u>	<u>-</u>
Net change in fund balance	-	-	54,443	54,443
Fund balances, October 1	<u>356,717</u>	<u>356,717</u>	<u>356,717</u>	<u>-</u>
Fund balances, September 30	<u>\$ 356,717</u>	<u>\$ 356,717</u>	<u>\$ 411,160</u>	<u>\$ 54,443</u>

*Activity of this fund is not budgeted by the Sheriff.

See independent auditors' report.

Leon County, Florida

Schedule of Revenues, Expenditures, and Changes in Fund Balances - Budget and Actual
Emergency Management 911 Fees

Year Ended September 30, 2008

	<u>Budgeted Amounts</u>		<u>Actual Amounts</u>	<u>Variance With Final Budget Positive (Negative)</u>
	<u>Original</u>	<u>Final</u>		
Revenues:				
Miscellaneous	\$ -	\$ -	\$ 13,144	\$ 13,144
Total revenues	<u>-</u>	<u>-</u>	<u>13,144</u>	<u>13,144</u>
Expenditures:				
Public safety	1,310,958	1,310,958	1,207,238	103,720
Total expenditures	<u>1,310,958</u>	<u>1,310,958</u>	<u>1,207,238</u>	<u>103,720</u>
Excess (deficiency) of revenues over (under) expenditures	(1,310,958)	(1,310,958)	(1,194,094)	116,864
Other financing sources (uses):				
Transfers in	1,310,958	1,310,958	1,310,958	-
Transfers out	-	-	(116,864)	(116,864)
Total other financing sources (uses)	<u>1,310,958</u>	<u>1,310,958</u>	<u>1,194,094</u>	<u>(116,864)</u>
Net change in fund balance	-	-	-	-
Fund balances, October 1	<u>-</u>	<u>-</u>	<u>-</u>	<u>-</u>
Fund balances, September 30	<u>\$ -</u>	<u>\$ -</u>	<u>\$ -</u>	<u>\$ -</u>

See independent auditors' report.

Leon County, Florida

Schedule of Revenues, Expenditures, and Changes in Fund Balances - Budget and Actual
 Sheriff Emergency Management Grants

Year Ended September 30, 2008

	<u>Budgeted Amounts</u>		<u>Actual Amounts</u>	<u>Variance With Final Budget Positive (Negative)</u>
	<u>Original</u>	<u>Final</u>		
Revenues:				
Intergovernmental	\$ 133,090	\$ 133,090	\$ 148,485	\$ 15,395
Total revenues	<u>133,090</u>	<u>133,090</u>	<u>148,485</u>	<u>15,395</u>
Expenditures:				
Public safety	256,801	256,801	272,196	(15,395)
Total expenditures	<u>256,801</u>	<u>256,801</u>	<u>272,196</u>	<u>(15,395)</u>
Excess (deficiency) of revenues over (under) expenditures	(123,711)	(123,711)	(123,711)	-
Other financing sources (uses):				
Transfers in	-	-	123,711	123,711
Transfers out	-	-	-	-
Total other financing sources (uses)	<u>-</u>	<u>-</u>	<u>123,711</u>	<u>123,711</u>
Fund balances, October 1	<u>-</u>	<u>-</u>	<u>-</u>	<u>-</u>
Fund balances, September 30	<u>\$ (123,711)</u>	<u>\$ (123,711)</u>	<u>\$ (123,711)</u>	<u>\$ -</u>

See independent auditors' report.

Leon County, Florida

Schedule of Revenues, Expenditures, and Changes in Fund Balances - Budget and Actual
Sheriff Inmate Fund

Year Ended September 30, 2008

	<u>Budgeted Amounts</u>		<u>Actual Amounts</u>	<u>Variance With Final Budget Positive (Negative)</u>
	<u>Original</u>	<u>Final</u>		
Revenues:				
Charges for services	\$ -	\$ -	\$ 995,271	\$ 995,271
Miscellaneous	-	-	14,946	14,946
Total revenues	-	-	1,010,217	1,010,217
Expenditures:				
Public safety	-	-	985,997	(985,997)
Total expenditures	-	-	985,997	(985,997)
Excess (deficiency) of revenues over (under) expenditures	-	-	24,220	24,220
Fund balances, October 1	301,529	301,529	301,529	-
Fund balances, September 30	\$ 301,529	\$ 301,529	\$ 325,749	\$ 24,220

*Activity of this fund is not budgeted by the Sheriff.

See independent auditors' report.

Leon County, Florida

Schedule of Revenues, Expenditures, and Changes in Fund Balances - Budget and Actual
Article V Court Operations Fund

Year Ended September 30, 2008

	<u>Budgeted Amounts</u>		<u>Actual Amounts</u>	<u>Variance With Final Budget Positive (Negative)</u>
	<u>Original</u>	<u>Final</u>		
Revenues:				
Intergovernmental	\$ 367,682	\$ 367,682	\$ 385,354	\$ 17,672
Charges for services	7,397,866	7,418,046	6,573,188	(844,858)
Interest	21,539	21,539	7,551	(13,988)
Total revenues	<u>7,787,087</u>	<u>7,807,267</u>	<u>6,966,093</u>	<u>(841,174)</u>
Expenditures:				
General government	-	-	-	-
Judicial	7,787,087	7,807,267	6,966,093	841,174
Total expenditures	<u>7,787,087</u>	<u>7,807,267</u>	<u>6,966,093</u>	<u>841,174</u>
Excess (deficiency) of revenues over (under) expenditures	-	-	-	-
Fund balances, October 1	-	-	-	-
Fund balances, September 30	<u>\$ -</u>	<u>\$ -</u>	<u>\$ -</u>	<u>\$ -</u>

See independent auditors' report.

Leon County, Florida

Schedule of Revenues, Expenditures, and Changes in Fund Balances - Budget and Actual
Records Modernization Fund

Year Ended September 30, 2008

	<u>Budgeted Amounts</u>		<u>Actual Amounts</u>	<u>Variance With Final Budget Positive (Negative)</u>
	<u>Original</u>	<u>Final</u>		
Revenues:				
Charges for services	\$ 736,552	\$ 736,552	\$ 567,539	\$ (169,013)
Interest	-	-	13,717	13,717
Total revenues	<u>736,552</u>	<u>736,552</u>	<u>581,256</u>	<u>(155,296)</u>
Expenditures:				
General government	236,390	336,390	321,622	14,768
Judicial	<u>724,872</u>	<u>724,872</u>	<u>631,718</u>	<u>93,154</u>
Total expenditures	<u>961,262</u>	<u>1,061,262</u>	<u>953,340</u>	<u>107,922</u>
Excess (deficiency) of revenues over (under) expenditures	(224,710)	(324,710)	(372,084)	(47,374)
Other financing sources (uses):				
Transfers in	<u>20,000</u>	<u>20,000</u>	-	(20,000)
Total other financing sources (uses)	<u>20,000</u>	<u>20,000</u>	-	(20,000)
Net change in fund balance	(204,710)	(304,710)	(372,084)	(67,374)
Fund balances, October 1	<u>1,520,646</u>	<u>1,520,646</u>	<u>1,520,646</u>	-
Fund balances, September 30	<u>\$ 1,315,936</u>	<u>\$ 1,215,936</u>	<u>\$ 1,148,562</u>	<u>\$ (67,374)</u>

See independent auditors' report.

This page intentionally left blank.

Debt Service Funds

Debt service funds are used to account for expenditures when the government is obligated in some manner. These funds are used to accumulate resources and payment of bond principal and interest from governmental resources or from special assessment levies.

Series 1999

This fund is used to account for the debt service payments on the Capital Improvement Revenue Bonds, Series 1999. Funding is from non-ad valorem revenues

Series 2003A-2003B

This fund is used to account for the debt service payments on the Capital Improvement Revenue Bonds, Series 2003A and Series 2003B. Funding is from non-ad valorem revenues

Stormwater 1997

This fund is used to account for the debt service payments on the Stormwater Series 1997 Bonds. Funding is from non-ad valorem revenues

Series 1998B Refunding

This fund is used to account for the accumulation of resources and payment of principal and interest on the Series 1998B Bonds. The Series 1998B Bonds were issued by the County to refund the Series 1991 Bonds. Funding is from non-ad valorem revenues.

Series 1993 Refunding

This fund is used to account for principal and interest payments associated with the Series 1993 Bonds. Funding is from non-ad valorem revenues.

Series 2005 Refunding

This fund is used to account for principal and interest payments associated with the Series 2005 Bonds. Funding is from non-ad valorem revenues.

ESCO Lease Debt Service Fund

This fund was established to account for the debt service associated with obligations relating to the County's Energy Performance Contract with Energy Systems Group. This contract funds the acquisition of various facility improvement measures including lighting upgrades, HVAC systems, energy management systems, and water/sewer improvements.

Leon County, Florida
 Combining Balance Sheet
 Nonmajor Debt Service Funds

September 30, 2008

	Series 1999	Series 2003A-2003B	Stormwater 1997	Series 1998B Refunding
Assets:				
Cash	\$ 166,651	\$ 17,926	\$ 5,969	\$ 56,285
Total Assets	\$ 166,651	\$ 17,926	\$ 5,969	\$ 56,285
Liabilities and fund balances				
Liabilities:				
Bonds payable	\$ -	\$ -	\$ -	\$ -
Total liabilities	-	-	-	-
Fund balances:				
Unreserved	166,651	17,926	5,969	56,285
Total fund balances	166,651	17,926	5,969	56,285
Total liabilities and fund balances	\$ 166,651	\$ 17,926	\$ 5,969	\$ 56,285

See independent auditors' report.

Series 1993 Refunding	Series 2005 Refunding	ESCO Lease Debt Service Fund	Total Nonmajor Debt Service Funds
\$ 943	\$ 125,792	\$ -	\$ 373,566
<u>\$ 943</u>	<u>\$ 125,792</u>	<u>\$ -</u>	<u>\$ 373,566</u>
<u>\$ -</u>	<u>\$ -</u>	<u>\$ -</u>	<u>\$ -</u>
943	125,792	-	373,566
943	125,792	-	373,566
<u>\$ 943</u>	<u>\$ 125,792</u>	<u>\$ -</u>	<u>\$ 373,566</u>

Leon County, Florida

Combining Statement of Revenues, Expenditures, and Changes in Fund Balances
Nonmajor Debt Service Funds

Year Ended September 30, 2008

	Series 1999	Series 2003A-2003B	Stormwater 1997	Series 1998B Refunding
Revenues:				
Interest	\$ -	\$ -	\$ -	\$ -
Total revenues	<u>-</u>	<u>-</u>	<u>-</u>	<u>-</u>
Expenditures:				
Debt Service:				
Principal retirement	2,005,000	-	-	2,115,000
Interest and fiscal charges	195,275	953,680	-	759,938
Other debt service costs	800	1,078	-	539
Total expenditures	<u>2,201,075</u>	<u>954,758</u>	<u>-</u>	<u>2,875,477</u>
Excess (deficiency) of revenues over (under) expenditures	<u>(2,201,075)</u>	<u>(954,758)</u>	<u>-</u>	<u>(2,875,477)</u>
Other financing sources (uses):				
Transfers in	2,201,075	955,280	-	2,875,738
Total other financing sources (uses)	<u>2,201,075</u>	<u>955,280</u>	<u>-</u>	<u>2,875,738</u>
Net change in fund balance	-	522	-	261
Fund balances, October 1	<u>166,651</u>	<u>17,404</u>	<u>5,969</u>	<u>56,024</u>
Fund balances, September 30	<u>\$ 166,651</u>	<u>\$ 17,926</u>	<u>\$ 5,969</u>	<u>\$ 56,285</u>

See independent auditors' report.

Series 1993 Refunding	Series 2005 Refunding	ESCO Lease Debt Service	Total Nonmajor Debt Service Funds
\$ -	\$ -	\$ -	\$ -
-	-	-	-
-	555,000	310,882	4,985,882
-	2,341,537	161,219	4,411,649
-	539	-	2,956
-	2,897,076	472,101	9,400,487
-	(2,897,076)	(472,101)	(9,400,487)
-	2,897,338	472,101	9,401,532
-	2,897,338	472,101	9,401,532
-	262	-	1,045
943	125,530	-	372,521
\$ 943	\$ 125,792	\$ -	\$ 373,566

Leon County, Florida

Schedule of Revenues, Expenditures, and Changes in Fund Balances - Budget and Actual
Debt Service Series 1999

Year Ended September 30, 2008

	<u>Budgeted Amounts</u>		<u>Actual Amounts</u>	<u>Variance With Final Budget Positive (Negative)</u>
	<u>Original</u>	<u>Final</u>		
Revenues:				
Interest	\$ -	\$ -	\$ -	\$ -
Total revenues	-	-	-	-
Expenditures:				
Debt Service				
Principal retirement	2,005,000	2,005,000	2,005,000	-
Interest and fiscal charges	195,275	195,275	195,275	-
Other debt service cost	800	800	800	-
Total expenditures	<u>2,201,075</u>	<u>2,201,075</u>	<u>2,201,075</u>	<u>-</u>
Excess (deficiency) of revenues over (under) expenditures	<u>(2,201,075)</u>	<u>(2,201,075)</u>	<u>(2,201,075)</u>	<u>-</u>
Other financing sources (uses):				
Transfers in	<u>2,201,075</u>	<u>2,201,075</u>	<u>2,201,075</u>	<u>-</u>
Total other financing sources (uses)	<u>2,201,075</u>	<u>2,201,075</u>	<u>2,201,075</u>	<u>-</u>
Net change in fund balance	-	-	-	-
Fund balances, October 1	<u>166,651</u>	<u>166,651</u>	<u>166,651</u>	<u>-</u>
Fund balances, September 30	<u>\$ 166,651</u>	<u>\$ 166,651</u>	<u>\$ 166,651</u>	<u>\$ -</u>

See independent auditors' report.

Leon County, Florida

Schedule of Revenues, Expenditures, and Changes in Fund Balances - Budget and Actual
Debt Service Series 2003A-2003B

Year Ended September 30, 2008

	<u>Budgeted Amounts</u>		<u>Actual Amounts</u>	<u>Variance With Final Budget Positive (Negative)</u>
	<u>Original</u>	<u>Final</u>		
Revenues:				
Interest	\$ -	\$ -	\$ -	\$ -
Total revenues	<u>-</u>	<u>-</u>	<u>-</u>	<u>-</u>
Expenditures:				
Debt Service				
Interest and fiscal charges	953,680	953,680	953,680	-
Other debt service costs	1,600	1,600	1,078	522
Total expenditures	<u>955,280</u>	<u>955,280</u>	<u>954,758</u>	<u>522</u>
Excess (deficiency) of revenues over (under) expenditures	<u>(955,280)</u>	<u>(955,280)</u>	<u>(954,758)</u>	<u>522</u>
Other financing sources (uses):				
Transfers in	955,280	955,280	955,280	-
Total other financing sources (uses)	<u>955,280</u>	<u>955,280</u>	<u>955,280</u>	<u>-</u>
Net change in fund balance	-	-	522	522
Fund balances, October 1	<u>17,404</u>	<u>17,404</u>	<u>17,404</u>	<u>-</u>
Fund balances, September 30	<u>\$ 17,404</u>	<u>\$ 17,404</u>	<u>\$ 17,926</u>	<u>\$ 522</u>

See independent auditors' report.

Leon County, Florida

Schedule of Revenues, Expenditures, and Changes in Fund Balances - Budget and Actual
Debt Service Stormwater 1997

Year Ended September 30, 2008

	<u>Budgeted Amounts</u>		<u>Actual Amounts</u>	<u>Variance With Final Budget Positive (Negative)</u>
	<u>Original</u>	<u>Final</u>		
Revenues:				
Interest	\$ -	\$ -	\$ -	\$ -
Total revenues	<u>-</u>	<u>-</u>	<u>-</u>	<u>-</u>
Expenditures:				
Debt Service				
Principal retirement	-	-	-	-
Interest and fiscal charges	-	-	-	-
Other debt service cost	-	-	-	-
Total expenditures	<u>-</u>	<u>-</u>	<u>-</u>	<u>-</u>
Excess (deficiency) of revenues over (under) expenditures	<u>-</u>	<u>-</u>	<u>-</u>	<u>-</u>
Other financing sources (uses):				
Transfers in	-	-	-	-
Total other financing sources (uses)	<u>-</u>	<u>-</u>	<u>-</u>	<u>-</u>
Net change in fund balance	-	-	-	-
Fund balances, October 1	<u>5,969</u>	<u>5,969</u>	<u>5,969</u>	<u>-</u>
Fund balances, September 30	<u>\$ 5,969</u>	<u>\$ 5,969</u>	<u>\$ 5,969</u>	<u>\$ -</u>

See independent auditors' report.

Leon County, Florida

Schedule of Revenues, Expenditures, and Changes in Fund Balances - Budget and Actual
Debt Service Series 1998B Refunding

Year Ended September 30, 2008

	<u>Budgeted Amounts</u>		<u>Actual Amounts</u>	<u>Variance With Final Budget Positive (Negative)</u>
	<u>Original</u>	<u>Final</u>		
Revenues:				
Interest	\$ -	\$ -	\$ -	\$ -
Total revenues	<u>-</u>	<u>-</u>	<u>-</u>	<u>-</u>
Expenditures:				
Debt Service				
Principal retirement	2,115,000	2,115,000	2,115,000	-
Interest and fiscal charges	759,938	759,938	759,938	-
Other debt service cost	800	800	539	261
Total expenditures	<u>2,875,738</u>	<u>2,875,738</u>	<u>2,875,477</u>	<u>261</u>
Excess (deficiency) of revenues over (under) expenditures	<u>(2,875,738)</u>	<u>(2,875,738)</u>	<u>(2,875,477)</u>	<u>261</u>
Other financing sources (uses):				
Transfers in	2,875,738	2,875,738	2,875,738	-
Total other financing sources (uses)	<u>2,875,738</u>	<u>2,875,738</u>	<u>2,875,738</u>	<u>-</u>
Net change in fund balance	-	-	261	261
Fund balances, October 1	<u>56,024</u>	<u>56,024</u>	<u>56,024</u>	<u>-</u>
Fund balances, September 30	<u>\$ 56,024</u>	<u>\$ 56,024</u>	<u>\$ 56,285</u>	<u>\$ 261</u>

See independent auditors' report.

Leon County, Florida

Schedule of Revenues, Expenditures, and Changes in Fund Balances - Budget and Actual
Debt Service Series 1993 Refunding

Year Ended September 30, 2008

	<u>Budgeted Amounts</u>		<u>Actual Amounts</u>	<u>Variance With Final Budget Positive (Negative)</u>
	<u>Original</u>	<u>Final</u>		
Revenues:				
Interest	\$ -	\$ -	\$ -	\$ -
Total revenues	<u>-</u>	<u>-</u>	<u>-</u>	<u>-</u>
Expenditures:				
Debt Service				
Principal retirement	-	-	-	-
Interest and fiscal charges	-	-	-	-
Other debt service cost	-	-	-	-
Total expenditures	<u>-</u>	<u>-</u>	<u>-</u>	<u>-</u>
Excess (deficiency) of revenues over (under) expenditures	<u>-</u>	<u>-</u>	<u>-</u>	<u>-</u>
Other financing sources (uses):				
Transfers in	-	-	-	-
Total other financing sources (uses)	<u>-</u>	<u>-</u>	<u>-</u>	<u>-</u>
Net change in fund balance	-	-	-	-
Fund balances, October 1	<u>943</u>	<u>943</u>	<u>943</u>	<u>-</u>
Fund balances, September 30	<u>\$ 943</u>	<u>\$ 943</u>	<u>\$ 943</u>	<u>\$ -</u>

See independent auditors' report.

Leon County, Florida

Schedule of Revenues, Expenditures, and Changes in Fund Balances - Budget and Actual
Debt Service Series 2005

Year Ended September 30, 2008

	<u>Budgeted Amounts</u>		<u>Actual Amounts</u>	<u>Variance With Final Budget Positive (Negative)</u>
	<u>Original</u>	<u>Final</u>		
Revenues:				
Interest	\$ -	\$ -	\$ -	\$ -
Total revenues	-	-	-	-
Expenditures:				
Debt Service				
Principal retirement	555,000	555,000	555,000	-
Interest and fiscal charges	2,341,538	2,341,538	2,341,537	1
Other debt service cost	800	800	539	261
Total expenditures	<u>2,897,338</u>	<u>2,897,338</u>	<u>2,897,076</u>	<u>262</u>
Excess (deficiency) of revenues over (under) expenditures	<u>(2,897,338)</u>	<u>(2,897,338)</u>	<u>(2,897,076)</u>	<u>262</u>
Other financing sources (uses):				
Transfers in	<u>2,897,338</u>	<u>2,897,338</u>	<u>2,897,338</u>	<u>-</u>
Total other financing sources (uses)	<u>2,897,338</u>	<u>2,897,338</u>	<u>2,897,338</u>	<u>-</u>
Net change in fund balance	-	-	262	262
Fund balances, October 1	<u>125,792</u>	<u>125,792</u>	<u>125,530</u>	<u>(262)</u>
Fund balances, September 30	<u>\$ 125,792</u>	<u>\$ 125,792</u>	<u>\$ 125,792</u>	<u>\$ -</u>

See independent auditors' report.

Leon County, Florida

Schedule of Revenues, Expenditures, and Changes in Fund Balances - Budget and Actual
ESCO Lease Debt Service

Year Ended September 30, 2008

	<u>Budgeted Amounts</u>		<u>Actual Amounts</u>	<u>Variance With Final Budget Positive (Negative)</u>
	<u>Original</u>	<u>Final</u>		
Revenues:				
Interest	\$ -	\$ -	\$ -	\$ -
Total revenues	-	-	-	-
Expenditures:				
Debt Service				
Principal retirement	310,882	310,882	310,882	-
Interest and fiscal charges	161,219	161,219	161,219	-
Total expenditures	472,101	472,101	472,101	-
Excess (deficiency) of revenues over (under) expenditures	(472,101)	(472,101)	(472,101)	-
Other financing sources (uses):				
Transfers in	472,101	472,101	472,101	-
Total other financing sources (uses)	472,101	472,101	472,101	-
Net change in fund balance	-	-	-	-
Fund balances, October 1	-	-	-	-
Fund balances, September 30	\$ -	\$ -	\$ -	\$ -

See independent auditors' report.

Capital Projects Funds

Capital projects funds are used to account for the acquisition and construction of major capital facilities other than those financed by proprietary funds and trust funds.

Capital Improvements (Major Fund)

This fund is used to account for the acquisition or construction of major non-transportation related capital facilities and/or projects other than those financed by proprietary funds.

Gas Tax Capital Projects

This fund is used to account for gas tax revenues transferred annually from the Transportation Special Revenue Fund. The fund is used for transportation related capital projects.

Extended Local Option Sales Tax

In November of 2000, county residents approved a referendum extending the imposition of the one-cent local option sales tax beginning in fiscal year 2004 for 15 years. The fund is used for various road, storm-water and park improvements. Internal borrowings have been utilized to fund certain projects in advance.

Construction Series 2003A-2003B

This fund is used to account for expenditures from the Series 2003A and 2003B Capital Improvement Revenue Bonds, which were issued to finance the purchase, repair and renovation of the Bank of American building. Funds will also be used for improvements to the County's courthouse, improvements to the parking garage and other capital projects.

1999 Bond Construction

This fund is used to account for expenditures from the Series 1999 Capital Improvement Revenue Bonds, which were issued to fund stormwater and lake projects.

Construction Series 2005

This fund is used to account for expenditures from the Series 2005 Capital Improvement Revenue Bonds, which were issued to fund the purchase of the Renaissance Building and to construct two branch libraries.

Capital Projects Funds

(continued)

ESCO Capital Project Fund

This fund is used to account for the installation of energy conservation measures for the following buildings: Leon County Jail, Sheriff Administration Building, Leon County Courthouse, Main Library, and the Courthouse Administration Building (formerly known as the Bank of America Building).

Emergency Communications

This fund is used to account for proceeds received in the 911 Emergency Communications Fund, which are used for capital projects related to the provision of 911 emergency services.

Moving Violation Surcharge

This fund is dedicated solely for the purpose of supporting the County's radio communications program (800MHZ System). The fund is supported by the County's moving violation surcharge.

Impact Fee – County-wide

This fund is used to account for the remaining road impact fees levied by the Leon County Board of County Commissioners. These fees were repealed in 1996.

Local Option Sales Tax (Major Fund)

This fund was established in accordance with a 1989 county-wide referendum and is used to account for resources and expenditures associated with the construction of all transportation and jail facility-related projects. The Local Government Infrastructure Surtax includes proceeds from a one-cent sales tax on all transactions up to \$5,000. Pursuant to an interlocal agreement with the City of Tallahassee, the revenue is split between the City and the County.

This page intentionally left blank.

Leon County, Florida

Combining Balance Sheet
Nonmajor Capital Projects Funds

September 30, 2008

	Gas Tax - Capital Projects	Extended Local Option Sales Tax	Construction Series 2003A-2003B
Assets:			
Cash	\$ 234	\$ 537	\$ 124
Investments	4,068,836	9,316,217	2,144,368
Receivable:			
Accounts	11,165	25,565	5,884
Intergovernmental	-	2,020,122	-
Total assets	<u>\$ 4,080,235</u>	<u>\$ 11,362,441</u>	<u>\$ 2,150,376</u>
Liabilities and fund balances			
Liabilities:			
Accounts payable	\$ 13,740	\$ 77,273	\$ 352
Total liabilities	<u>13,740</u>	<u>77,273</u>	<u>352</u>
Fund balances:			
Unreserved	4,066,495	11,285,168	2,150,024
Total fund balances	<u>4,066,495</u>	<u>11,285,168</u>	<u>2,150,024</u>
Total liabilities and fund balances	<u>\$ 4,080,235</u>	<u>\$ 11,362,441</u>	<u>\$ 2,150,376</u>

1999 Bond Construction	Construction Series 2005	ESCO Capital Project	Emergency Communications
\$ 55	\$ 215	\$ 948,091	\$ 405,952
950,245	3,719,467	-	-
2,608	10,207	-	-
-	-	-	-
<u>\$ 952,908</u>	<u>\$ 3,729,889</u>	<u>\$ 948,091</u>	<u>\$ 405,952</u>
\$ 2,863	\$ 310,466	\$ -	\$ -
<u>2,863</u>	<u>310,466</u>	<u>-</u>	<u>-</u>
950,045	3,419,423	948,091	405,952
<u>950,045</u>	<u>3,419,423</u>	<u>948,091</u>	<u>405,952</u>
<u>\$ 952,908</u>	<u>\$ 3,729,889</u>	<u>\$ 948,091</u>	<u>\$ 405,952</u>

(continued)

Leon County, Florida

Combining Balance Sheet
Nonmajor Capital Projects Funds (continued)

September 30, 2008

	Moving Violation Surcharge	Impact Fee - Countywide	Total Nonmajor Capital Projects Funds
Assets:			
Cash	\$ 34,494	\$ 1,321,262	\$ 2,710,964
Investments	1,672,017	2,166,791	24,037,941
Receivable:			
Accounts	4,588	5,946	65,963
Intergovernmental	-	-	2,020,122
Total assets	<u>\$ 1,711,099</u>	<u>\$ 3,493,999</u>	<u>\$ 28,834,990</u>
Liabilities and fund balances			
Liabilities:			
Accounts payable	\$ -	\$ -	\$ 404,694
Total liabilities	<u>-</u>	<u>-</u>	<u>404,694</u>
Fund balances:			
Unreserved	1,711,099	3,493,999	28,430,296
Total fund balances	<u>1,711,099</u>	<u>3,493,999</u>	<u>28,430,296</u>
Total liabilities and fund balances	<u>\$ 1,711,099</u>	<u>\$ 3,493,999</u>	<u>\$ 28,834,990</u>

See independent auditors' report.

This page intentionally left blank.

Leon County, Florida

Combining Statement of Revenues, Expenditures, and Changes in Fund Balances
Nonmajor Capital Projects Funds

Year Ended September 30, 2008

	Gas Tax - Capital Projects	Extended Local Option Sales Tax	Construction Series 2003A-2003B
Revenues:			
Taxes	\$ -	\$ 3,771,733	\$ -
Charges for services	-	1,744,844	-
Fines and forfeitures	-	-	-
Interest	116,082	317,528	52,426
Miscellaneous	97,471	-	-
Total revenues	<u>213,553</u>	<u>5,834,105</u>	<u>52,426</u>
Expenditures:			
General government	-	-	107,549
Physical environment	32,677	1,997,770	-
Transportation	998,373	138,345	-
Human services	-	-	-
Culture and recreation	-	371,433	-
Judicial	-	-	-
Total expenditures	<u>1,031,050</u>	<u>2,507,548</u>	<u>107,549</u>
Excess (deficiency) of revenues over (under) expenditures	<u>(817,497)</u>	<u>3,326,557</u>	<u>(55,123)</u>
Other financing sources (uses):			
Transfers in	2,332,700	54,000	-
Transfers out	-	-	-
Total other financing sources (uses)	<u>2,332,700</u>	<u>54,000</u>	<u>-</u>
Net change in fund balance	1,515,203	3,380,557	(55,123)
Fund balances, October 1	<u>2,551,292</u>	<u>7,904,611</u>	<u>2,205,147</u>
Fund balances, September 30	<u>\$ 4,066,495</u>	<u>\$ 11,285,168</u>	<u>\$ 2,150,024</u>

See independent auditors' report.

1999 Bond Construction	Construction Series 2005	ESCO Capital Project	Emergency Communications
\$ -	\$ -	\$ -	\$ -
-	-	-	-
-	-	-	-
182,770	200,239	44,702	16,333
-	-	-	-
<u>182,770</u>	<u>200,239</u>	<u>44,702</u>	<u>16,333</u>
154,682	-	463,332	-
-	-	-	-
43,151	-	-	-
2,862	-	-	-
97,287	-	-	-
-	3,814,799	-	-
<u>297,982</u>	<u>3,814,799</u>	<u>463,332</u>	<u>-</u>
(115,212)	(3,614,560)	(418,630)	16,333
-	-	-	-
-	-	-	(60,893)
-	-	-	(60,893)
(115,212)	(3,614,560)	(418,630)	(44,560)
<u>1,065,257</u>	<u>7,033,983</u>	<u>1,366,721</u>	<u>450,512</u>
<u>\$ 950,045</u>	<u>\$ 3,419,423</u>	<u>\$ 948,091</u>	<u>\$ 405,952</u>

Leon County, Florida

Combining Statement of Revenues, Expenditures, and Changes in Fund Balances
Nonmajor Capital Projects Funds

Year Ended September 30, 2008

	Moving Violation Surcharge	Impact Fee - County-wide	Total Nonmajor Capital Projects Funds
Revenues:			
Charges for services	\$ -	\$ -	\$ 3,771,733
Charges for services	-	-	1,744,844
Fines and forfeitures	467,512	-	467,512
Interest	54,935	132,980	1,117,995
Miscellaneous	-	-	97,471
Total revenues	<u>522,447</u>	<u>132,980</u>	<u>7,199,555</u>
Expenditures:			
General government	242,393	-	967,956
Physical environment	-	-	2,030,447
Transportation	-	421,880	1,601,749
Human services	-	-	2,862
Culture and recreation	-	-	468,720
Judicial	-	-	3,814,799
Total expenditures	<u>242,393</u>	<u>421,880</u>	<u>8,886,533</u>
Excess (deficiency) of revenues over (under) expenditures	<u>280,054</u>	<u>(288,900)</u>	<u>(1,686,978)</u>
Other financing sources (uses):			
Transfers in	-	-	2,386,700
Transfers out	-	-	(60,893)
Total other financing sources (uses)	<u>-</u>	<u>-</u>	<u>2,325,807</u>
Net change in fund balance	280,054	(288,900)	638,829
Fund balances, October 1	<u>1,431,045</u>	<u>3,782,899</u>	<u>27,791,467</u>
Fund balances, September 30	<u>\$ 1,711,099</u>	<u>\$ 3,493,999</u>	<u>\$ 28,430,296</u>

See independent auditors' report.

Leon County, Florida

Schedule of Revenues, Expenditures, and Changes in Fund Balances - Budget and Actual
Capital Improvement Fund

Year Ended September 30, 2008

	<u>Budgeted Amounts</u>		<u>Actual Amounts</u>	<u>Variance With Final Budget Positive (Negative)</u>
	<u>Original</u>	<u>Final</u>		
Revenues:				
Intergovernmental	\$ 100,000	\$ 100,000	\$ -	\$ (100,000)
Charges for services	-	239,842	242,677	2,835
Interest	-	-	1,042,144	1,042,144
Miscellaneous	-	-	119,976	119,976
Total revenues	<u>100,000</u>	<u>339,842</u>	<u>1,404,797</u>	<u>1,064,955</u>
Expenditures:				
General government	5,950,184	10,197,025	2,957,014	7,240,011
Public safety	5,123,118	25,794,991	4,058,752	21,736,239
Physical environment	1,162,820	1,433,216	932,640	500,576
Transportation	200,000	1,710,936	535,668	1,175,268
Human services	181,000	361,027	286,126	74,901
Culture and recreation	438,350	1,209,813	1,324,291	(114,478)
Judicial	-	-	480,117	(480,117)
Total expenditures	<u>13,055,472</u>	<u>40,707,008</u>	<u>10,574,608</u>	<u>30,132,400</u>
Excess (deficiency) of revenues over (under) expenditures	<u>(12,955,472)</u>	<u>(40,367,166)</u>	<u>(9,169,811)</u>	<u>31,197,355</u>
Other financing sources (uses):				
Transfers in	18,329,759	36,267,996	36,267,996	-
Transfers out	-	-	-	-
Total other financing sources (uses)	<u>18,329,759</u>	<u>36,267,996</u>	<u>36,267,996</u>	<u>-</u>
Net change in fund balance	5,374,287	(4,099,170)	27,098,185	31,197,355
Fund balances, October 1	<u>18,866,670</u>	<u>18,866,670</u>	<u>18,866,670</u>	<u>-</u>
Fund balances, September 30	<u>\$ 24,240,957</u>	<u>\$ 14,767,500</u>	<u>\$ 45,964,855</u>	<u>\$ 31,197,355</u>

See independent auditors' report.

Leon County, Florida

Schedule of Revenues, Expenditures, and Changes in Fund Balances - Budget and Actual
Gas Tax Capital Projects Fund

Year Ended September 30, 2008

	<u>Budgeted Amounts</u>		<u>Actual Amounts</u>	<u>Variance With Final Budget Positive (Negative)</u>
	<u>Original</u>	<u>Final</u>		
Revenues:				
Interest	\$ -	\$ -	\$ 116,082	\$ 116,082
Miscellaneous	-	-	97,471	97,471
Total revenues	-	-	213,553	213,553
Expenditures:				
Physical environment	50,000	271,147	32,677	238,470
Transportation	2,282,700	4,077,654	998,373	3,079,281
Total expenditures	2,332,700	4,348,801	1,031,050	3,317,751
Excess (deficiency) of revenues over (under) expenditures	(2,332,700)	(4,348,801)	(817,497)	3,531,304
Other financing sources (uses):				
Transfers in	2,332,700	2,332,700	2,332,700	-
Total other financing sources (uses)	2,332,700	2,332,700	2,332,700	-
Net change in fund balance	-	(2,016,101)	1,515,203	3,531,304
Fund balances, October 1	2,551,292	2,551,292	2,551,292	-
Fund balances, September 30	\$ 2,551,292	\$ 535,191	\$ 4,066,495	\$ 3,531,304

See independent auditors' report.

Leon County, Florida

Schedule of Revenues, Expenditures, and Changes in Fund Balances- Budget and Actual
Local Option Sales Tax Fund

Year Ended September 30, 2008

	<u>Budgeted Amounts</u>		<u>Actual Amounts</u>	<u>Variance With Final Budget Positive (Negative)</u>
	<u>Original</u>	<u>Final</u>		
Revenues:				
Charges for services	\$ 15,402,378	\$ 15,402,378	\$ 16,015,856	\$ 613,478
Interest	393,965	393,965	1,328,760	934,795
Miscellaneous	-	-	14,015	14,015
Total revenues	<u>15,796,343</u>	<u>15,796,343</u>	<u>17,358,631</u>	<u>1,562,288</u>
Expenditures:				
General government	-	64,465	64,463	2
Public safety	1,475,220	2,470,996	-	2,470,996
Transportation	9,720,414	19,430,816	5,876,774	13,554,042
Total expenditures	<u>11,195,634</u>	<u>21,966,277</u>	<u>5,941,237</u>	<u>16,025,040</u>
Excess (deficiency) of revenues over (under) expenditures	<u>4,600,709</u>	<u>(6,169,934)</u>	<u>11,417,394</u>	<u>17,587,328</u>
Other financing sources (uses):				
Transfer in	-	-	-	-
Total other financing sources (uses)	<u>-</u>	<u>-</u>	<u>-</u>	<u>-</u>
Net change in fund balance	4,600,709	(6,169,934)	11,417,394	17,587,328
Fund balances, October 1	<u>32,908,933</u>	<u>32,908,933</u>	<u>32,908,933</u>	<u>-</u>
Fund balances, September 30	<u>\$ 37,509,642</u>	<u>\$ 26,738,999</u>	<u>\$ 44,326,327</u>	<u>\$ 17,587,328</u>

See independent auditors' report.

Leon County, Florida

Schedule of Revenues, Expenditures, and Changes in Fund Balances - Budget and Actual
Extended Local Option Sales Tax Fund

Year Ended September 30, 2008

	<u>Budgeted Amounts</u>		<u>Actual Amounts</u>	<u>Variance With Final Budget Positive (Negative)</u>
	<u>Original</u>	<u>Final</u>		
Revenues:				
Taxes	\$ 3,814,857	\$ 3,814,857	\$ 3,771,733	\$ (43,124)
Charges for services	1,200,000	7,645,356	1,744,844	(5,900,512)
Interest	-	-	317,528	317,528
Total revenues	<u>5,014,857</u>	<u>11,460,213</u>	<u>5,834,105</u>	<u>(5,626,108)</u>
Expenditures:				
Physical environment	2,961,190	12,131,667	1,997,770	10,133,897
Transportation	4,726,604	6,030,021	138,345	5,891,676
Culture and recreation	200,000	635,451	371,433	264,018
Total expenditures	<u>7,887,794</u>	<u>18,797,139</u>	<u>2,507,548</u>	<u>16,289,591</u>
Excess (deficiency) of revenues over (under) expenditures	<u>(2,872,937)</u>	<u>(7,336,926)</u>	<u>3,326,557</u>	<u>10,663,483</u>
Other financing sources (uses):				
Transfer in	-	54,000	54,000	-
Transfer out	-	-	-	-
Total other financing sources (uses)	<u>-</u>	<u>54,000</u>	<u>54,000</u>	<u>-</u>
Net change in fund balance	(2,872,937)	(7,282,926)	3,380,557	10,663,483
Fund balances, October 1	<u>7,904,611</u>	<u>7,904,611</u>	<u>7,904,611</u>	<u>-</u>
Fund balances, September 30	<u>\$ 5,031,674</u>	<u>\$ 621,685</u>	<u>\$ 11,285,168</u>	<u>\$ 10,663,483</u>

See independent auditors' report.

Leon County, Florida

Schedule of Revenues, Expenditures, and Changes in Fund Balances - Budget and Actual
Construction Series 2003A-2003B

Year Ended September 30, 2008

	<u>Budgeted Amounts</u>		<u>Actual Amounts</u>	<u>Variance With Final Budget Positive (Negative)</u>
	<u>Original</u>	<u>Final</u>		
Revenues:				
Interest	\$ -	\$ -	\$ 52,426	\$ 52,426
Total revenues	<u>-</u>	<u>-</u>	<u>52,426</u>	<u>52,426</u>
Expenditures:				
General government	-	1,772,582	107,549	1,665,033
Total expenditures	<u>-</u>	<u>1,772,582</u>	<u>107,549</u>	<u>1,665,033</u>
Excess (deficiency) of revenues over (under) expenditures	<u>-</u>	<u>(1,772,582)</u>	<u>(55,123)</u>	<u>1,717,459</u>
Fund balances, October 1	<u>2,205,147</u>	<u>2,205,147</u>	<u>2,205,147</u>	<u>-</u>
Fund balances, September 30	<u>\$ 2,205,147</u>	<u>\$ 432,565</u>	<u>\$ 2,150,024</u>	<u>\$ 1,717,459</u>

See independent auditors' report.

Leon County, Florida

Schedule of Revenues, Expenditures, and Changes in Fund Balances - Budget and Actual
1999 Bond Construction Fund

Year Ended September 30, 2008

	<u>Budgeted Amounts</u>		<u>Actual Amounts</u>	<u>Variance With Final Budget Positive (Negative)</u>
	<u>Original</u>	<u>Final</u>		
Revenues:				
Interest	\$ -	\$ -	\$ 182,770	\$ 182,770
Total revenues	-	-	182,770	182,770
Expenditures:				
General government	50,000	456,880	154,682	302,198
Transportation	-	161,907	43,151	118,756
Human Services	-	2,964	2,862	102
Culture and recreation	65,000	97,288	97,287	1
Total expenditures	115,000	719,039	297,982	421,057
Excess (deficiency) of revenues over (under) expenditures	(115,000)	(719,039)	(115,212)	603,827
Fund balances, October 1	1,065,257	1,065,257	1,065,257	-
Fund balances, September 30	\$ 950,257	\$ 346,218	\$ 950,045	\$ 603,827

See independent auditors' report.

Leon County, Florida

Schedule of Revenues, Expenditures, and Changes in Fund Balances - Budget and Actual
Construction Series 2005

Year Ended September 30, 2008

	<u>Budgeted Amounts</u>		<u>Actual Amounts</u>	<u>Variance With Final Budget Positive (Negative)</u>
	<u>Original</u>	<u>Final</u>		
Revenues:				
Interest	\$ -	\$ -	\$ 200,239	\$ 200,239
Total revenues	<u>-</u>	<u>-</u>	<u>200,239</u>	<u>200,239</u>
Expenditures:				
General government	3,078,285	6,590,374	-	6,590,374
Judicial	<u>-</u>	<u>-</u>	<u>3,814,799</u>	<u>(3,814,799)</u>
Total expenditures	<u>3,078,285</u>	<u>6,590,374</u>	<u>3,814,799</u>	<u>2,775,575</u>
Excess (deficiency) of revenues over (under) expenditures	<u>(3,078,285)</u>	<u>(6,590,374)</u>	<u>(3,614,560)</u>	<u>2,975,814</u>
Fund balances, October 1	<u>7,033,983</u>	<u>7,033,983</u>	<u>7,033,983</u>	<u>-</u>
Fund balances, September 30	<u>\$ 3,955,698</u>	<u>\$ 443,609</u>	<u>\$ 3,419,423</u>	<u>\$ 2,975,814</u>

See independent auditors' report.

Leon County, Florida

Schedule of Revenues, Expenditures, and Changes in Fund Balances - Budget and Actual
ESCO Capital

Year Ended September 30, 2008

	<u>Budgeted Amounts</u>		<u>Actual Amounts</u>	<u>Variance With Final Budget Positive (Negative)</u>
	<u>Original</u>	<u>Final</u>		
Revenues:				
Interest	\$ -	\$ -	\$ 44,702	\$ 44,702
Total revenues	<u>-</u>	<u>-</u>	<u>44,702</u>	<u>44,702</u>
Expenditures:				
General government	-	1,298,021	463,332	834,689
Total expenditures	<u>-</u>	<u>1,298,021</u>	<u>463,332</u>	<u>834,689</u>
Excess (deficiency) of revenues over (under) expenditures	<u>-</u>	<u>(1,298,021)</u>	<u>(418,630)</u>	<u>879,391</u>
Net change in fund balance	-	(1,298,021)	(418,630)	879,391
Fund balances, October 1	<u>1,366,721</u>	<u>1,366,721</u>	<u>1,366,721</u>	<u>-</u>
Fund balances, September 30	<u>\$ 1,366,721</u>	<u>\$ 68,700</u>	<u>\$ 948,091</u>	<u>\$ 879,391</u>

See independent auditors' report.

Leon County, Florida

Schedule of Revenues, Expenditures, and Changes in Fund Balances - Budget and Actual
Emergency Communications Fund

Year Ended September 30, 2008

	<u>Budgeted Amounts</u>		<u>Actual Amounts</u>	<u>Variance With Final Budget Positive (Negative)</u>
	<u>Original</u>	<u>Final</u>		
Revenues:				
Interest	\$ 23,180	\$ 23,180	\$ 16,333	\$ (6,847)
Total revenues	<u>23,180</u>	<u>23,180</u>	<u>16,333</u>	<u>(6,847)</u>
Other financing sources (uses):				
Transfers out	<u>(60,893)</u>	<u>(60,893)</u>	<u>(60,893)</u>	<u>-</u>
Total other financing sources (uses)	<u>(60,893)</u>	<u>(60,893)</u>	<u>(60,893)</u>	<u>-</u>
Net change in fund balance	(37,713)	(37,713)	(44,560)	(6,847)
Fund balances, October 1	<u>450,512</u>	<u>450,512</u>	<u>450,512</u>	<u>-</u>
Fund balances, September 30	<u>\$ 412,799</u>	<u>\$ 412,799</u>	<u>\$ 405,952</u>	<u>\$ (6,847)</u>

See independent auditors' report.

Leon County, Florida

Schedule of Revenues, Expenditures, and Changes in Fund Balances - Budget and Actual
Moving Violation Surcharge

Year Ended September 30, 2008

	<u>Budgeted Amounts</u>		<u>Actual Amounts</u>	<u>Variance With Final Budget Positive (Negative)</u>
	<u>Original</u>	<u>Final</u>		
Revenues:				
Fines and forfeitures	\$ 417,632	\$ 417,632	\$ 467,512	\$ 49,880
Interest	-	-	54,935	54,935
Total revenues	<u>417,632</u>	<u>417,632</u>	<u>522,447</u>	<u>104,815</u>
Expenditures:				
General government	417,632	417,632	242,393	175,239
Total expenditures	<u>417,632</u>	<u>417,632</u>	<u>242,393</u>	<u>175,239</u>
Excess (deficiency) of revenues over (under) expenditures	<u>-</u>	<u>-</u>	<u>280,054</u>	<u>280,054</u>
Fund balances, October 1	<u>1,431,045</u>	<u>1,431,045</u>	<u>1,431,045</u>	<u>-</u>
Fund balances, September 30	<u><u>\$ 1,431,045</u></u>	<u><u>\$ 1,431,045</u></u>	<u><u>\$ 1,711,099</u></u>	<u><u>\$ 280,054</u></u>

See independent auditors' report.

Leon County, Florida

Schedule of Revenues, Expenditures, and Changes in Fund Balances - Budget and Actual
Impact Fees Fund

Year Ended September 30, 2008

	<u>Budgeted Amounts</u>		<u>Actual Amounts</u>	<u>Variance With Final Budget Positive (Negative)</u>
	<u>Original</u>	<u>Final</u>		
Revenues:				
Interest	\$ -	\$ -	\$ 132,980	\$ 132,980
Total revenues	<u>-</u>	<u>-</u>	<u>132,980</u>	<u>132,980</u>
Expenditures:				
Transportation	-	3,708,281	421,880	3,286,401
Total expenditures	<u>-</u>	<u>3,708,281</u>	<u>421,880</u>	<u>3,286,401</u>
Excess (deficiency) of revenues over (under) expenditures	-	(3,708,281)	(288,900)	3,419,381
Fund balances, October 1	<u>3,782,899</u>	<u>3,782,899</u>	<u>3,782,899</u>	<u>-</u>
Fund balances, September 30	<u>\$ 3,782,899</u>	<u>\$ 74,618</u>	<u>\$ 3,493,999</u>	<u>\$ 3,419,381</u>

See independent auditors' report.

Enterprise Funds

Enterprise funds are used to account for operations that are financed and operated in a manner similar to private business enterprises. The intent of the County Commission is that the costs of providing goods or services to the general public on a continuing basis be financed or recovered primarily through user charges (or where the County Commission has decided that periodic determination of net income is appropriate for accountability purposes).

Amtrak Depot

This fund is used to account for the rental income and expenditures related to the operation of the depot. See pages 25 through 28 for activity related to this fund.

Internal Service Funds

Internal service funds are used to account for the financing of goods or services provided by one department or agency to other departments or agencies of the government and to other government units, on a cost reimbursement basis.

Insurance Service Fund

This fund is used to account for the assessed premiums, claims and administration of the County's risk management department related to auto, property liability, workers' compensation, and other types of insurance.

Communication Trust Fund

This fund is used to account for the costs of operating the County's telephone system. Charges are allocated to County departments and agencies on a monthly basis.

Motor Pool Fund

This fund is used to account for the costs of operation, repair, and maintenance of County owned vehicles and heavy equipment. Departments and outside agencies are billed for fuel, parts, and labor on a monthly basis.

Leon County, Florida

Combining Statement of Net Assets
Internal Service Funds

September 30, 2008

	Insurance Service Fund	Communications Trust Fund	Motor Pool Fund	Total Internal Service Funds
Assets:				
Cash	\$ 122,511	\$ 166,806	\$ (120,187)	\$ 169,130
Investments	8,766,473	-	-	8,766,473
Cash with fiscal agent	39,708	-	-	39,708
Receivables:				
Accounts	24,056	-	-	24,056
Intergovernmental	-	13,290	-	13,290
Inventory	-	-	52,738	52,738
Total assets	<u>\$ 8,952,748</u>	<u>\$ 180,096</u>	<u>\$ (67,449)</u>	<u>\$ 9,065,395</u>
Liabilities:				
Accounts payable	\$ 58,846	\$ 144,891	\$ 9,714	\$ 213,451
Accrued expenses	627	-	3,135	3,762
Intergovernmental payable	-	-	-	-
Advances from other funds	-	20,000	-	20,000
Other current liabilities	3,438,000	-	-	3,438,000
Total liabilities	<u>3,497,473</u>	<u>164,891</u>	<u>12,849</u>	<u>3,675,213</u>
Net assets:				
Unrestricted	<u>5,455,275</u>	<u>15,205</u>	<u>(80,298)</u>	<u>5,390,182</u>
Total net assets	<u>5,455,275</u>	<u>15,205</u>	<u>(80,298)</u>	<u>5,390,182</u>
Total liabilities and net assets	<u>\$ 8,952,748</u>	<u>\$ 180,096</u>	<u>\$ (67,449)</u>	<u>\$ 9,065,395</u>

See independent auditors' report.

Leon County, Florida

Combining Statement of Revenues, Expenses, and Changes in Net Assets
Internal Service Funds

For the Year Ended September 30, 2008

	Insurance Service Fund	Communications Trust Fund	Motor Pool Fund	Total Internal Service Funds
Operating revenues:				
Charges for services	\$ 5,177,404	\$ 693,846	\$ 3,041,184	\$ 8,912,434
Total revenues	<u>5,177,404</u>	<u>693,846</u>	<u>3,041,184</u>	<u>8,912,434</u>
Operating expenses:				
Personnel services	108,648	-	559,387	668,035
Contractual services	105,061	-	11,826	116,887
Supplies	2,790	-	1,873,623	1,876,413
Communications services	398	687,292	715	688,405
Insurance	4,514,253	-	30,329	4,544,582
Utility services	-	-	3,213	3,213
Other services and charges	525,744	-	617,017	1,142,761
Total expenses	<u>5,256,894</u>	<u>687,292</u>	<u>3,096,110</u>	<u>9,040,296</u>
Operating income (loss)	<u>(79,490)</u>	<u>6,554</u>	<u>(54,926)</u>	<u>(127,862)</u>
Nonoperating revenues (expenses):				
Interest revenue	304,845	8,650	-	313,495
Total nonoperating revenues	<u>304,845</u>	<u>8,650</u>	<u>-</u>	<u>313,495</u>
Change in net assets	225,355	15,204	(54,926)	185,633
Net assets, October 1	<u>5,229,919</u>	<u>-</u>	<u>(25,370)</u>	<u>5,204,549</u>
Net assets, September 30	<u>\$ 5,455,274</u>	<u>\$ 15,204</u>	<u>\$ (80,296)</u>	<u>\$ 5,390,182</u>

See independent auditors' report.

Leon County, Florida

Combining Statement of Cash Flows
Internal Service Funds

Year Ended September 30, 2008

	Insurance Service Fund	Communications Trust Fund	Motor Pool Fund	Total Internal Service Funds
Cash flows from operating activities:				
Receipts from customers	\$ 1,632,632	\$ 802,086	\$ 521,045	\$ 2,955,763
Receipts from interfund services	3,544,770	-	2,398,137	5,942,910
Payments to suppliers	(2,647,387)	(565,149)	(2,458,375)	(5,670,911)
Payments to employees	(110,520)	-	(567,213)	(677,733)
Claims paid	(1,751,242)	-	-	(1,751,242)
Payments for interfund services	-	(121,529)	(7,801)	(129,330)
Net cash provided by operating activities	<u>668,256</u>	<u>115,408</u>	<u>(114,207)</u>	<u>669,457</u>
Cash flows from investing activities				
Proceeds from sales and maturities of investments	3,613,972	-	-	3,613,972
Purchase of investments	(4,688,794)	-	-	(4,688,794)
Interest and dividends received	319,560	8,650	-	328,210
Net cash provided by (used in) investing activities	<u>(755,262)</u>	<u>8,650</u>	<u>-</u>	<u>(746,612)</u>
Net increase (decrease) in cash	(87,006)	124,058	(114,207)	(77,155)
Cash and equivalents, October 1	<u>249,225</u>	<u>42,748</u>	<u>(5,980)</u>	<u>285,993</u>
Cash and equivalents, September 30	<u>\$ 162,219</u>	<u>\$ 166,806</u>	<u>\$ (120,187)</u>	<u>\$ 208,838</u>

(continued)

Leon County, Florida

Combining Statement of Cash Flows
Internal Service Funds (continued)

Year Ended September 30, 2008

	Insurance Service Fund	Communications Trust Fund	Motor Pool Fund	Total Internal Service Funds
Reconciliation of operating income (loss) to net cash provided (used) by operating activities:				
Operating income (loss)	\$ (79,490)	\$ 6,554	\$ (54,926)	\$ (127,862)
Adjustments to reconcile operating income (loss) to net cash provided (used) by operating activities:				
Change in assets and liabilities:				
Receivables	-	(13,290)	-	(13,290)
Inventories	-	-	12,930	12,930
Accounts payable	749,616	122,144	(63,705)	808,055
Accrued expenses	(1,870)	-	(8,506)	(10,376)
Net cash provided (used) by operating activities	<u>\$ 668,256</u>	<u>\$ 115,408</u>	<u>\$ (114,207)</u>	<u>\$ 669,457</u>

See independent auditors' report.

Trust and Agency Funds

Trust funds are used to account for assets held by the government in a trustee capacity. Agency funds are used to account for assets held by the government as an agent for individuals, private organizations, other governments, and/or other funds.

BOCC - Employee Benefits Fund

This fund is used to account for the receipt and disbursement of amounts withheld from employees' wages such as payroll taxes and health insurance that are remitted to other agencies or governments.

Clerk – General Agency Funds

These funds are used to account for funds received and held by the Clerk of Courts in a fiduciary capacity.

Sheriff – General Agency Funds

These funds are used to account for funds received and held by the Leon County Sheriff in a fiduciary capacity.

Tax Collector – Taxes and Licenses Fund

This fund is used to account for the receipt and disbursement of ad valorem taxes on real and personal property and non-ad valorem assessments. This fund also accounts for the receipt and disbursement of various licenses and registrations on behalf of Leon County and various state agencies.

Leon County, Florida

Combining Statement of Fiduciary Net Assets
Agency Funds

September 30, 2008

	<u>BOCC</u>	<u>Clerk</u>	<u>Sheriff</u>	<u>Tax Collector</u>	
	<u>Employee</u>	<u>General</u>	<u>General</u>	<u>Taxes &</u>	
	<u>Benefits</u>	<u>Agency</u>	<u>Agency</u>	<u>Licenses</u>	
	<u>Fund</u>	<u>Funds</u>	<u>Funds</u>	<u>Fund</u>	<u>Total</u>
Assets:					
Cash	\$ 465,333	\$ 4,610,136	\$ 54,527	\$ 1,174,270	\$ 6,304,266
Investments	-	1,607	-	2,143,462	2,145,069
Receivables:					
Accounts	946,164	1,666	376	118,893	1,067,099
Due from other governments	-	3,165	-	-	3,165
Total assets	<u>\$ 1,411,497</u>	<u>\$ 4,616,574</u>	<u>\$ 54,903</u>	<u>\$ 3,436,625</u>	<u>\$ 9,519,599</u>
Liabilities:					
Accounts payable	\$ 1,411,497	\$ 36,056	\$ 4,584	\$ 877,686	\$ 2,329,823
Due to other governments	-	1,452,962	7,848	839,679	2,300,489
Deposits	-	3,127,556	42,471	-	3,170,027
Installment tax deposits	-	-	-	1,719,260	1,719,260
Total liabilities	<u>\$ 1,411,497</u>	<u>\$ 4,616,574</u>	<u>\$ 54,903</u>	<u>\$ 3,436,625</u>	<u>\$ 9,519,599</u>

See independent auditors' report.

Leon County, Florida

Combining Statement of Changes in Fiduciary Assets and Liabilities
Agency Funds

Year ended September 30, 2008

	Balance October 1, 2007	Additions	Deductions	Balance September 30, 2008
Board of County Commissioners:				
Assets:				
Cash	\$ 591,201	\$ 242,630,442	\$ 242,756,310	\$ 465,333
Accounts receivable	736,820	941,485	732,141	946,164
Total assets	<u>\$ 1,328,021</u>	<u>\$ 243,571,927</u>	<u>\$ 243,488,451</u>	<u>\$ 1,411,497</u>
Liabilities:				
Accounts payable	\$ 1,328,021	\$ 51,006,828	\$ 50,923,352	\$ 1,411,497
Total liabilities	<u>\$ 1,328,021</u>	<u>\$ 51,006,828</u>	<u>\$ 50,923,352</u>	<u>\$ 1,411,497</u>
Clerk of the Circuit Court:				
Assets:				
Cash	\$ 7,484,556	\$ 55,897,063	\$ 58,771,483	\$ 4,610,136
Investments	508,675	3,480,278	3,987,346	1,607
Receivables:				
Accounts	744	69,643	68,721	1,666
Due from other governments	-	3,165	-	3,165
Total assets	<u>\$ 7,993,975</u>	<u>\$ 59,450,149</u>	<u>\$ 62,827,550</u>	<u>\$ 4,616,574</u>
Liabilities:				
Accounts payable	\$ 73,137	\$ 24,886,714	\$ 24,923,795	\$ 36,056
Due to other governments	1,013,775	25,874,086	25,434,899	1,452,962
Deposits	6,907,063	34,027,677	37,807,184	3,127,556
Total liabilities	<u>\$ 7,993,975</u>	<u>\$ 84,788,477</u>	<u>\$ 88,165,878</u>	<u>\$ 4,616,574</u>

(continued)

Leon County, Florida

Combining Statement of Changes in Fiduciary Assets and Liabilities
Agency Funds (continued)

Year ended September 30, 2008

	Balance October 1, 2007	Additions	Deductions	Balance September 30, 2008
Sheriff:				
Assets:				
Cash	\$ 77,905	\$ 1,189,860	\$ 1,213,238	\$ 54,527
Accounts receivable	315	401	340	376
Total assets	<u>\$ 78,220</u>	<u>\$ 1,190,261</u>	<u>\$ 1,213,578</u>	<u>\$ 54,903</u>
Liabilities:				
Accounts payable	\$ 18,052	\$ 513,311	\$ 526,779	\$ 4,584
Due to other governments	1,700	27,685	21,537	7,848
Deposits	58,468	1,295,555	1,311,552	42,471
Total liabilities	<u>\$ 78,220</u>	<u>\$ 1,836,551</u>	<u>\$ 1,859,868</u>	<u>\$ 54,903</u>
Tax Collector:				
Assets:				
Cash	\$ 1,869,064	\$ 332,176,944	\$ 332,871,738	\$ 1,174,270
Investments	1,063,054	14,512,616	13,432,208	2,143,462
Receivables				
Accounts	92,689	4,615,009	4,588,805	118,893
Total assets	<u>\$ 3,024,807</u>	<u>\$ 351,304,569</u>	<u>\$ 350,892,751</u>	<u>\$ 3,436,625</u>
Liabilities:				
Accounts payable	\$ 274,805	\$ 8,634,274	\$ 8,031,393	\$ 877,686
Due to other governments	1,101,583	321,324,030	321,585,934	839,679
Installment tax deposits	1,648,419	3,578,326	3,507,485	1,719,260
Total liabilities	<u>\$ 3,024,807</u>	<u>\$ 333,536,630</u>	<u>\$ 333,124,812</u>	<u>\$ 3,436,625</u>

(continued)

Leon County, Florida

Combining Statement of Changes in Fiduciary Assets and Liabilities
Agency Funds (continued)

Year ended September 30, 2008

	Balance October 1, 2007	Additions	Deductions	Balance September 30, 2008
Total All Agency Funds:				
Assets:				
Cash	\$ 10,022,726	\$ 631,894,309	\$ 635,612,769	\$ 6,304,266
Investments	1,571,729	17,992,894	17,419,554	2,145,069
Receivables:				
Accounts	830,568	5,626,538	5,390,007	1,067,099
Due from other governments	-	3,165	-	3,165
Total assets	<u>\$ 12,425,023</u>	<u>\$ 655,516,906</u>	<u>\$ 658,422,330</u>	<u>\$ 9,519,599</u>
Liabilities:				
Accounts payable	\$ 1,694,015	\$ 85,041,127	\$ 84,405,319	\$ 2,329,823
Due to other governments	2,117,058	347,225,801	347,042,370	2,300,489
Deposits	6,965,531	35,323,232	39,118,736	3,170,027
Installment tax deposits	1,648,419	3,578,326	3,507,485	1,719,260
Total liabilities	<u>\$ 12,425,023</u>	<u>\$ 471,168,486</u>	<u>\$ 474,073,910</u>	<u>\$ 9,519,599</u>

See independent auditors' report.

STATISTICAL SECTION

This part of the Leon County Comprehensive Annual Financial Report presents detailed information as a context for understanding what the information in the financial statements, note disclosures, and required supplementary information says about the County's overall financial health

Table of Contents

A. Financial Trends

These schedules contain trend information to help the reader understand how the County's financial performance and well-being have changed over time.

		<u>Page</u>
Schedule 1	Net Assets by Component	172
Schedule 2	Changes in Net Assets	173
Schedule 3	Fund Balances - Governmental Funds	175
Schedule 4	Changes in Fund Balances - Governmental Funds	176

B. Revenue Capacity

These schedules contain information to help the reader assess the County's most significant local revenue source, the property tax.

		<u>Page</u>
Schedule 5	Value of Taxable Property	177
Schedule 6	Direct and Overlapping Property Tax Rates	178
Schedule 7	Principal Property Tax Payers	179
Schedule 8	Property Tax Levies and Collections	180

C. Debt Capacity

These schedules present information to help the reader assess the affordability of the County's current level of outstanding debt and the County's ability to issue additional debt in the future.

		<u>Page</u>
Schedule 9	Ratios of Outstanding Debt by Type	181
Schedule 10	Ratios of General Bonded Debt Outstanding (See notes)	--
Schedule 11	Direct and Overlapping Governmental Activities Debt	182
Schedule 12	Legal Debt Margin Information (See notes)	--
Schedule 13	Pledged Revenue Coverage	183

D. Demographic and Economic Information

These schedules offer demographic and economic indicators to help the reader understand the environment within which the County's financial activities take place.

		<u>Page</u>
Schedule 14	Demographic and Economic Statistics	184
Schedule 15	Principal Employers	185

E. Operating Information

These schedules contain service and infrastructure data to help the reader understand how the information in the County's financial report relates to the services the County provides and the activities it performs.

		<u>Page</u>
Schedule 16	Full Time Equivalent County Government Employees by Function/Program	186
Schedule 17	Operating Indicators by Function/Program	187
Schedule 18	Capital Asset Statistics by Function/Program	188

Sources: Unless otherwise noted, the information in these schedules is derived from the Comprehensive Annual Financial Reports for the relevant year. The County implemented GASB Statement 34 in 2002; schedules presenting government-wide information include information beginning in that year.

Notes: Leon County does not have any General Bonded Debt; therefore Schedule 10 - Ratios of General Bonded Debt Outstanding is not applicable and has not been included in this report.

Neither Leon County Board of County Commissioners nor the Florida Statutes provide for a limit on the amounts of ad valorem taxes Leon County may levy for voted bonds. Therefore, Schedule 12 - Legal Debt Margin Information is not applicable and has not been included in this report.

Leon County, Florida
 Net Assets by Component
 Last Seven Fiscal Years
 (accrual basis of accounting)

	2002	2003	2004	2005	2006	2007	2008
Governmental Activities							
Invested in Capital Assets, Net of Related Debt	\$ 220,600,159	\$ 231,074,735	\$ 235,117,858	\$ 240,263,882	\$ 277,680,662	\$ 285,120,330	\$ 286,301,241
Unrestricted	<u>81,342,944</u>	<u>75,778,415</u>	<u>80,167,461</u>	<u>93,971,218</u>	<u>96,973,862</u>	<u>106,644,325</u>	<u>126,048,339</u>
Total Governmental Activities Net Assets	<u>\$ 301,943,103</u>	<u>\$ 306,853,150</u>	<u>\$ 315,285,319</u>	<u>\$ 334,235,100</u>	<u>\$ 374,654,524</u>	<u>\$ 391,836,131</u>	<u>\$ 412,349,580</u>
Business-Type Activities							
Invested in Capital Assets, Net of Related Debt	\$ 10,240,991	\$ 12,369,261	\$ 12,150,063	\$ 12,528,922	\$ 14,322,918	\$ 14,292,296	\$ 14,285,985
Unrestricted	<u>9,688,300</u>	<u>8,105,521</u>	<u>7,473,899</u>	<u>6,385,219</u>	<u>4,451,980</u>	<u>3,974,228</u>	<u>3,164,627</u>
Total Business-Type Activities Net Assets	<u>\$ 19,929,291</u>	<u>\$ 20,474,782</u>	<u>\$ 19,623,962</u>	<u>\$ 18,914,141</u>	<u>\$ 18,774,898</u>	<u>\$ 18,266,524</u>	<u>\$ 17,450,612</u>
Primary Government							
Invested in Capital Assets, Net of Related Debt	\$ 230,841,150	\$ 243,443,996	\$ 247,267,921	\$ 252,792,804	\$ 292,003,580	\$ 299,412,626	\$ 300,587,226
Unrestricted	<u>91,031,244</u>	<u>83,883,936</u>	<u>87,641,360</u>	<u>100,356,437</u>	<u>101,425,842</u>	<u>110,618,553</u>	<u>129,212,966</u>
Total Primary Government Net Assets	<u>\$ 321,872,394</u>	<u>\$ 327,327,932</u>	<u>\$ 334,909,281</u>	<u>\$ 353,149,241</u>	<u>\$ 393,429,422</u>	<u>\$ 410,031,179</u>	<u>\$ 429,800,192</u>

Note: Accrual-basis financial information for the county government as a whole is available back to 2002 only, the year GASB Statement 34 was implemented.

Leon County, Florida
 Changes in Net Assets
 Last Seven Fiscal Years
 (accrual basis of accounting)

Schedule 2

	2002	2003	2004	2005	2006	2007	2008
Expenses							
Governmental Activities							
General Government	\$ 33,694,472	\$ 36,447,699	\$ 36,720,050	\$ 36,097,478	\$ 38,897,033	\$ 40,732,786	\$ 33,193,207
Public Safety	50,478,262	49,917,476	65,116,255	72,282,307	75,470,315	80,353,698	86,532,570
Physical Environment	10,517,942	9,085,961	10,564,723	10,897,884	17,561,734	13,564,145	12,036,277
Transportation	30,108,398	36,771,592	20,449,804	20,862,005	16,732,781	23,555,950	26,823,445
Economic Environment	2,723,608	3,108,455	3,878,773	4,812,751	5,943,365	8,290,534	7,354,824
Human Services	7,362,247	8,304,960	8,656,713	10,694,110	10,439,964	10,439,865	10,340,611
Culture and Recreation	8,215,894	9,483,784	10,332,395	11,236,154	11,865,141	12,404,847	12,067,207
Judicial	8,597,038	8,900,304	9,932,701	7,081,894	9,613,098	11,636,820	20,486,698
Interest on Long-Term Debt	4,414,353	4,486,810	4,725,347	4,580,634	4,832,853	4,799,245	4,552,318
Total Governmental Activities Expenses	\$ 156,112,214	\$ 166,507,041	\$ 170,376,761	\$ 178,525,217	\$ 190,027,284	\$ 205,777,890	\$ 213,387,157
Business-Type Activities							
Landfill	\$ 5,682,967	\$ 7,153,018	\$ 9,175,963	\$ 9,626,653	\$ 10,821,343	\$ 12,236,345	\$ 11,811,017
Amtrak Station	0	0	0	0	0	0	0
Total Business-Type Activities Net Assets	\$ 5,682,967	\$ 7,153,018	\$ 9,175,963	\$ 9,626,653	\$ 10,821,343	\$ 12,236,345	\$ 11,811,017
Total Primary Government Expenses	\$ 161,795,181	\$ 173,660,059	\$ 179,552,724	\$ 188,151,870	\$ 200,848,627	\$ 218,014,235	\$ 225,198,174
Program Revenues							
Governmental Activities:							
Charges for Services:							
General Government	\$ 5,439,646	\$ 6,149,012	\$ 6,093,519	\$ 6,611,790	\$ 8,464,786	\$ 8,288,608	\$ 7,355,543
Public Safety	3,950,228	3,937,690	7,241,632	10,396,710	11,004,878	12,039,289	13,115,285
Physical Environment	1,121,479	1,769,123	1,877,278	4,271,913	8,188,522	3,428,623	3,043,138
Transportation	2,046,612	11,151,159	308,139	2,279,353	17,848,320	779,158	16,339,201
Economic Development	566,186	577,606	727,204	1,281,385	964,916	1,796,477	960,821
Human Services	0	0	0	2,400	24,570	41,030	242,677
Culture and Recreation	221,620	240,806	254,030	261,710	254,434	250,499	236,185
Judicial	6,139,769	5,776,049	6,531,159	9,469,588	8,648,448	10,497,726	9,562,627
Operating Grants and Contributions	6,488,948	6,852,146	7,075,359	12,668,389	6,676,006	8,442,244	7,069,724
Capital Grants and Contributions	0	340,549	878,803	367,592	1,593,325	1,024,585	110,057
Total Governmental Activities Program Revenues	\$ 25,974,488	\$ 36,794,140	\$ 30,987,123	\$ 47,610,830	\$ 63,668,205	\$ 46,588,239	\$ 58,035,258
Business-Type Activities:							
Charges for Services:							
Landfill	\$ 5,939,590	\$ 6,135,581	\$ 664,197	\$ 6,508,671	\$ 7,696,181	\$ 8,200,649	\$ 8,429,062
Amtrak Station	0	0	1,314	0	0	0	0
Operational Grants and Contributions	0	0	0	225,699	0	0	0
Capital Grants and Contributions	0	0	0	0	0	0	0
Total Business-Type Activities Program Revenues	\$ 5,939,590	\$ 6,135,581	\$ 665,511	\$ 6,734,370	\$ 7,696,181	\$ 8,200,649	\$ 8,429,062
Total Primary Government Program Revenues	\$ 31,914,078	\$ 42,929,721	\$ 31,652,634	\$ 54,345,200	\$ 71,364,386	\$ 54,788,888	\$ 66,464,320

Leon County, Florida
 Changes in Net Assets
 Last Seven Fiscal Years
 (accrual basis of accounting)

Schedule 2 - Continued

	2002	2003	2004	2005	2006	2007	2008
Net (Expense)/Revenue							
Governmental Activities	\$ (130,137,727)	\$ (129,712,901)	\$ (139,389,638)	\$ (130,914,387)	\$ (126,359,079)	\$ (159,189,651)	\$ (155,351,899)
Business-Type Activities	256,623	(1,017,437)	(2,510,452)	(2,892,283)	(3,125,162)	(4,035,696)	(3,381,955)
Total Primary Government Net Expense	\$ (129,881,104)	\$ (130,730,338)	\$ (141,900,090)	\$ (133,806,670)	\$ (129,484,241)	\$ (163,225,347)	\$ (158,733,854)
General Revenue and Other Changes in Net Assets							
Governmental Activities:							
Property Taxes	\$ 76,428,534	\$ 81,051,663	\$ 88,053,924	\$ 98,077,572	\$ 110,614,520	\$ 119,995,972	\$ 120,976,860
Local Option Taxes	18,741,874	14,829,429	18,668,921	11,129,689	7,212,654	7,255,981	10,468,751
Franchise Taxes	635,636	412,351	373,401	202,983	241,599	353,476	335,633
Communications Services Taxes	763,511	977,213	2,498,410	3,501,415	3,812,706	4,001,631	3,946,607
Motor Fuel Taxes	842,017	1,255,292	1,278,517	4,849,714	4,998,016	4,840,849	1,314,953
Local Option Fuel Taxes	3,274,360	3,280,243	3,345,192	0	0	0	0
Utility Services Taxes	0	0	4,605,283	4,583,162	5,033,986	5,309,710	5,610,057
Other Taxes	680,526	706,187	737,090	0	0	0	0
State Shared Revenues	19,310,220	19,944,493	21,332,668	17,219,083	22,308,194	21,595,408	20,755,560
Investment Earnings	4,796,827	3,075,113	2,398,476	4,594,743	9,547,221	10,960,744	7,416,609
Miscellaneous Revenues	5,884,040	3,424,778	4,762,835	6,080,784	3,504,402	3,023,480	5,590,374
Transfers	80,271	22,955	(232,910)	(374,977)	(494,795)	(1,037,469)	(478,580)
Total Governmental Activities	131,630,323	134,622,948	147,821,807	149,864,168	166,778,503	176,299,782	175,936,824
Business-Type Activities:							
Other Taxes	1,209,916	1,225,533	1,244,679	1,252,227	1,288,132	1,309,728	1,360,490
Investment Earnings	920,696	345,199	182,043	555,258	799,081	868,906	477,710
Miscellaneous Revenues	0	15,151	0	0	403,911	311,219	249,263
Transfers	(35,852)	(22,955)	232,910	374,977	494,795	1,037,469	478,580
Total Business-Type Activities	2,138,892	1,562,928	1,659,632	2,182,462	2,985,919	3,527,322	2,566,043
Total Primary Government	\$ 133,769,215	\$ 136,185,876	\$ 149,481,439	\$ 152,046,630	\$ 169,764,422	\$ 179,827,104	\$ 178,502,867
Change in Net Assets							
Governmental Activities	\$ 1,492,596	\$ 4,910,047	\$ 8,432,169	\$ 18,949,781	\$ 40,419,424	\$ 17,110,131	\$ 20,584,925
Business-Type Activities	2,395,515	545,491	(850,820)	(709,821)	(139,249)	(508,374)	(815,912)
Total Primary Government Change in Net Assets	\$ 3,888,111	\$ 5,455,538	\$ 7,581,349	\$ 18,239,960	\$ 40,280,181	\$ 16,601,757	\$ 19,769,013

Note: Accrual-basis financial information for the county government as a whole is available back to 2002 only, the year GASB Statement 34 was implemented.

Leon County, Florida

Fund Balances, Governmental Funds
Last Seven Fiscal Years
(modified accrual basis of accounting)

Schedule 3

	2002	2003	2004	2005	2006	2007	2008
General Fund							
Reserved	\$ 141,206	\$ 116,292	\$ 20,000	\$ 20,000	\$ 20,000	\$ 51,421	\$ 33,471
Unreserved	16,905,795	18,756,843	19,834,240	25,353,477	31,561,250	31,545,115	19,087,244
Total General Fund	\$ 17,047,001	\$ 18,873,135	\$ 19,854,240	\$ 25,373,477	\$ 31,581,250	\$ 31,596,536	\$ 19,120,715
All Other Governmental Funds							
Reserved	\$ 2,047,663	\$ 3,700,446	\$ 7,460,160	\$ 4,849,182	\$ 3,937,185	\$ 4,557,831	\$ 8,589,758
Unreserved, reported in:							
Special Revenue Funds	16,905,510	19,489,756	23,511,440	32,379,697	42,435,093	52,150,351	42,334,363
Debt Service Funds	1,397,697	1,386,761	163,850	370,768	371,979	372,521	373,566
Capital Projects Funds	82,667,918	76,597,565	69,854,031	86,334,851	81,598,746	77,989,982	112,212,710
Total All Other Governmental Funds	\$ 103,018,788	\$ 101,174,528	\$ 100,989,481	\$ 123,934,498	\$ 128,343,003	\$ 135,070,685	\$ 163,510,397
Total Governmental Funds	\$ 120,065,789	\$ 120,047,663	\$ 120,843,721	\$ 149,307,975	\$ 159,924,253	\$ 166,667,221	\$ 182,631,112

Note: Accrual-basis financial information for the county government as a whole is available back to 2002 only, the year GASB Statement 34 was implemented.

Leon County, Florida
 Changes in Fund Balances, Governmental Funds
 Last Seven Fiscal Years
 (modified accrual basis of accounting)

	2002	2003	2004	2005	2006	2007	2008
Revenue							
Taxes	\$ 101,613,025	\$ 108,155,609	\$ 119,560,738	\$ 122,344,535	\$ 131,913,482	\$ 141,757,619	\$ 142,652,861
Licenses and permits	2,153,872	2,801,794	2,909,283	3,039,082	3,420,929	3,584,575	2,997,349
Intergovernmental	25,799,167	27,096,639	28,749,578	29,887,472	30,577,525	31,043,122	27,935,341
Charges for services	16,932,535	27,049,959	20,857,272	31,992,852	51,393,147	32,683,456	47,039,788
Fines and forfeitures	3,033,118	2,600,032	2,197,259	517,198	1,073,818	1,132,530	1,076,135
Interest	4,956,065	3,001,170	2,346,722	4,465,723	9,067,852	10,538,320	7,103,114
Miscellaneous	3,872,542	3,424,778	4,762,834	6,080,785	3,504,402	2,968,078	5,590,374
Total Revenue	<u>158,360,324</u>	<u>174,129,981</u>	<u>181,383,686</u>	<u>198,327,647</u>	<u>230,951,155</u>	<u>223,707,700</u>	<u>234,394,962</u>
Expenditures							
Current:							
General government	30,327,027	50,450,137	34,827,817	38,395,075	42,869,327	43,625,812	35,444,524
Public safety	51,193,878	50,808,930	64,761,779	72,337,733	75,769,327	80,339,885	90,170,315
Physical environment	11,636,177	10,487,914	13,702,635	12,026,240	24,002,611	18,431,704	14,014,758
Transportation	30,864,515	36,685,728	18,963,533	20,370,441	36,331,835	19,583,848	18,313,212
Economic environment	2,800,497	3,187,330	3,876,691	4,811,071	5,940,020	8,294,551	7,356,917
Human services	7,312,927	8,443,422	9,024,536	10,779,520	9,208,522	10,645,376	10,301,354
Culture and Recreation	7,917,427	9,858,705	9,896,536	10,408,020	11,655,996	13,996,584	12,591,684
Judicial	10,939,572	11,366,696	11,938,996	7,137,702	9,598,540	11,676,571	20,359,240
Debt service:							
Principal retirement	8,472,363	8,825,390	9,181,848	3,878,367	4,235,000	4,730,311	4,985,882
Interest and fiscal charges	4,414,353	4,333,871	4,723,808	4,507,867	4,691,423	4,656,474	4,411,649
Other debt service costs	0	148,007	1,539	914,070	3,717	5,058	2,956
Total Expenditures	<u>165,878,736</u>	<u>194,596,130</u>	<u>180,899,718</u>	<u>185,566,106</u>	<u>224,306,318</u>	<u>215,986,174</u>	<u>217,952,491</u>
Excess of Revenues Over (Under) Expenditures	<u>(7,518,412)</u>	<u>(20,466,149)</u>	<u>483,968</u>	<u>12,761,541</u>	<u>6,644,837</u>	<u>7,721,526</u>	<u>16,442,471</u>
Other Financing Sources (Uses)							
Transfers in	71,220,681	67,017,665	76,460,248	82,881,428	90,865,159	101,772,258	134,502,104
Transfers out	(70,189,804)	(66,994,710)	(76,148,158)	(83,256,405)	(91,359,954)	(102,750,816)	(134,980,684)
Capital Lease	144,514	0	0	0	0	0	0
Refunding bonds issued	0	0	0	39,695,000	0	0	0
Premium on refunding bonds	0	0	0	971,498	0	0	0
Payment to refunding bond escrow agent	0	0	0	(39,588,808)	4,466,238	0	0
Bond proceeds	0	20,425,068	0	15,000,000	0	0	0
Total Other Financing Sources (Uses)	<u>1,175,391</u>	<u>20,448,023</u>	<u>312,090</u>	<u>15,702,713</u>	<u>3,971,443</u>	<u>(978,558)</u>	<u>(478,580)</u>
Net Changes in Fund Balances	<u>\$ (6,343,021)</u>	<u>\$ (18,126)</u>	<u>\$ 796,058</u>	<u>\$ 28,464,254</u>	<u>\$ 10,616,280</u>	<u>\$ 6,742,968</u>	<u>\$ 15,963,891</u>
Capital outlay in functional categories	12,119,672	31,252,391	15,571,843	17,134,984	46,271,140	21,896,061	19,038,376
Debt Service as a Percentage of Noncapital Expenditures	8.38%	8.15%	8.41%	5.52%	5.02%	4.84%	4.73%

Note: Accrual-basis financial information for the county government as a whole is available back to 2002 only, the year GASB Statement 34 was implemented.

Leon County, Florida
Assessed Valuation and Estimated Actual Values of Taxable Property
Last Ten Fiscal Years

Schedule 5

Fiscal Year	Tax Year	Assessed Value		Centrally Assessed ⁽¹⁾ Property	Total Assessed Property Values	Estimated Actual Property Values ⁽²⁾	Exemptions ⁽³⁾			Taxable Assessed Value ⁽⁴⁾			Total Taxable Assessed Value	Total Direct Tax Rate ⁽⁵⁾
		Real Property	Personal Property				Real Property	Personal Property	Real Property	Personal Property	Real Property	Personal Property		
1999	1998	\$11,826,955,936	\$1,735,614,116	\$8,929,705	\$13,671,499,757	\$16,084,117,361	\$5,436,103,814	\$972,014,352	\$763,599,764	\$6,490,852,122	\$8,929,705	\$7,263,381,591	8.6000%	
2000	1999	\$12,419,163,102	\$1,793,545,211	\$9,908,713	\$14,222,617,026	\$16,732,490,619	\$5,528,955,921	\$971,596,713	\$821,948,498	\$6,890,207,181	\$9,908,713	\$7,722,064,392	8.5800%	
2001	2000	\$12,941,789,067	\$1,834,504,102	\$8,941,681	\$14,785,234,850	\$17,394,393,941	\$5,587,558,650	\$972,077,379	\$862,426,723	\$7,354,230,417	\$8,941,681	\$8,225,598,821	9.9700%	
2002	2001	\$13,652,109,507	\$1,776,953,035	\$7,575,192	\$15,436,637,734	\$18,160,750,275	\$5,817,294,764	\$876,795,489	\$900,157,546	\$7,834,814,743	\$7,575,192	\$8,742,547,481	9.9200%	
2003	2002	\$14,474,447,076	\$1,787,874,500	\$8,179,368	\$16,270,500,944	\$19,141,765,816	\$6,101,953,147	\$877,129,911	\$910,744,589	\$8,372,493,929	\$8,179,368	\$9,291,417,886	9.9100%	
2004	2003	\$15,712,709,137	\$1,819,807,564	\$12,801,025	\$17,545,317,726	\$20,641,550,266	\$6,692,834,857	\$896,023,826	\$923,783,738	\$9,019,874,280	\$12,801,025	\$9,956,459,043	9.1700%	
2005	2004	\$16,958,628,401	\$1,845,642,928	\$12,963,184	\$18,817,232,513	\$22,137,920,604	\$7,032,802,907	\$896,449,546	\$949,193,382	\$9,925,823,494	\$12,963,184	\$10,887,980,060	9.2600%	
2006	2005	\$19,200,111,507	\$2,098,600,249	\$9,034,302	\$21,307,746,058	\$25,067,936,539	\$7,797,945,956	\$1,021,129,837	\$1,077,470,412	\$11,402,165,551	\$9,034,302	\$12,488,670,265	9.1600%	
2007	2006	\$23,151,854,710	\$2,139,524,475	\$8,949,754	\$25,300,328,939	\$29,765,092,869	\$9,671,428,511	\$897,576,516	\$1,241,947,959	\$13,480,426,199	\$8,949,754	\$14,731,323,912	8.4900%	
2008	2007	\$25,569,225,899	\$2,198,959,663	\$9,495,498	\$27,777,681,060	\$32,679,624,776	\$10,494,296,524	\$899,575,258	\$1,299,384,405	\$15,074,929,375	\$9,495,498	\$16,383,809,278	7.7130%	

Source: Leon County Property Appraiser

Notes: (1) Centrally assessed property consists of railroad and telegraph systems which are assessed by the State of Florida.

(2) Based on Property Appraiser's estimate of assessed property valuation being 85% of market value.

(3) Exemptions that are allowed include those for government, qualified agricultural, religious, or other non-profit properties. There is a homestead exemption, with additional exemptions if a property owner is widowed, disabled, or 65 or older. Exemptions also reflect the "Save Our Homes" Florida Constitutional Amendment. There are no exemptions for centrally assessed property.

(4) Taxable assessed value is the assessed value less applicable exemptions, and is subject to the direct tax rate.

(5) Tax Rate is per \$1,000 of value. See "Direct and Overlapping Property Tax Rates" for more information.

Leon County, Florida
 Direct and Overlapping Property Tax Rates
 Last Ten Fiscal Years
 (rate per \$1,000 of assessed value)

Schedule 6

Fiscal Year	1999	2000	2001	2002	2003	2004	2005	2006	2007	2008
Tax Year ⁽¹⁾	1998	1999	2000	2001	2002	2003	2004	2005	2006	2007
<u>Board of County Commissioners:</u>										
General Fund	8.6000	8.5800	8.5800	8.5700	8.5600	8.5500	8.5400	8.5400	7.9900	7.2130
County Fire MSTU	-	-	1.3900	1.2900	1.2900	-	-	-	-	-
County Health MSTU	-	-	-	0.0600	0.0600	0.1200	0.2200	0.1200	0.0000	0.0000
Emergency Medical Services	-	-	-	-	-	0.5000	0.5000	0.5000	0.5000	0.5000
Total Direct County	8.6000	8.5800	9.9700	9.9200	9.9100	9.1700	9.2600	9.1600	8.4900	7.7130

<u>District School System:</u>										
District School Operating	9.2900	8.7780	8.6630	8.6100	8.7460	8.4170	8.3490	8.0140	7.9200	7.4450
District School Debt Service	1.0990	1.0820	0.9490	0.9180	0.8640	0.8070	0.7260	0.6520	0.5360	0.4770
Total School System	10.3890	9.8600	9.6120	9.5280	9.6100	9.2240	9.0750	8.6660	8.4560	7.9220

<u>Special Districts:</u>										
Falls Chase Special Taxing District	-	-	-	-	-	-	-	-	-	-

<u>Independent Special Service District:</u>										
NW Florida Water Management District	0.0500	0.0500	0.0500	0.0500	0.0500	0.0500	0.0500	0.0500	0.0500	0.0450
Downtown Improvement Authority	1.0000	1.0000	1.0000	1.0000	1.0000	1.0000	1.0000	1.0000	1.0000	1.0000

<u>Municipalities:</u>										
Tallahassee	3.2000	3.2000	3.2000	3.2000	3.2000	3.7000	3.7000	3.7000	3.7000	3.1686

Sources: Leon County Property Appraiser
 Leon County Tax Collector

⁽¹⁾ - The taxes for a tax year is based on the value as of January 1. For example, the taxes levied for the 2006 tax year Ad Valorem Assessment Roll of Leon County is due beginning November 2006. Likewise, the tax rates are applicable to the 2006 tax rolls. Taxes paid based on this will be paid during the following fiscal year, which would be FY 2007.

Leon County, Florida
Principal Property Taxpayers
Current Year and Nine Years Ago

Schedule 7

Taxpayer	2008			1999		
	Total Assessed Value	Rank	Percentages of Total Net Assessed Value	Total Assessed Value	Rank	Percentages of Total Net Assessed Valuation
Sprint-Florida, Inc./EMBARQ	\$ 205,886,367	1	1.31%	\$ 162,116,062	1	1.24%
Smith Interest General Partnership (Governor's Square Mall)	153,162,963	2	0.97%	52,368,115	4	0.40%
Talquin Electric Coop, Inc.	104,793,531	3	0.67%	71,692,274	2	0.55%
Tallahassee Medical Center, Inc	78,133,139	4	0.50%			
DRA CRT Kogerama Land, LLC	74,779,674	5	0.48%			
J A Stiles III, Etal, Trust (Tallahassee Mall)	59,358,184	6	0.38%	32,107,924	5	0.25%
Wal-Mart Stores, Inc.	50,932,798	7	0.32%	24,714,722	8	0.19%
St. Joe Company	42,438,831	8	0.27%			
Northwood Associates, LLC	39,374,370	9	0.25%			
City of Tallahassee	38,679,644	10	0.25%			
Comcast Cablevision, Inc.				27,094,908	7	0.21%
Capital City Bank				22,487,139	10	0.17%
Koger Equity, Inc.				52,586,195	3	0.40%
Elman Tallahassee Properties, Inc.				26,237,064	6	0.20%
SOFI-IV				22,514,438	9	0.17%
Total Principal Property Taxpayers Real Property Assessed Valuation	\$ <u>847,539,501</u>		<u>5.39%</u>	\$ <u>493,918,841</u>		<u>3.78%</u>
Total County Taxable Valuation	\$ <u>15,717,034,497</u>			\$ <u>13,080,239,668</u>		

Source: Leon County Property Appraiser's Office

Leon County, Florida
Property Tax Levies and Collections
Last Ten Fiscal Years

Schedule 8

Fiscal Year	Tax Year ⁽¹⁾	Taxes Levied for the Fiscal Year	Collected within the Fiscal Year of the Levy		Collections in Subsequent Years ⁽²⁾	Total Collections to Date	
			Amount	Percentage of Levy		Amount	Percentage of Levy
1999	1998	62,465,082	60,066,091	96.16%	198,078	60,264,169	96.48%
2000	1999	66,254,088	63,493,906	95.83%	243,880	63,737,786	96.20%
2001	2000	70,608,590	67,844,565	96.09%	339,089	68,183,654	96.57%
2002	2001	74,923,645	69,926,009	93.33%	2,480,232	72,406,241	96.64%
2003	2002	79,534,537	74,186,536	93.28%	2,656,002	76,842,538	96.62%
2004	2003	85,146,234	79,800,210	93.72%	2,203,229	82,003,439	96.31%
2005	2004	92,983,355	89,688,628	96.46%	(13,144)	89,675,484	96.44%
2006	2005	107,715,634	102,485,244	95.14%	(45,727)	102,439,517	95.10%
2007	2006	117,708,558	113,207,395	96.18%	(7,315)	113,200,080	96.17%
2008	2007	118,178,924	112,348,176	95.07%	0	112,348,176	95.07%

Notes: Property taxes become due and payable on November 1 of each year. A four percent discount is allowed if the taxes are paid in November, with the discount declining by one percent each month thereafter. Accordingly, taxes collected will never be 100 percent of tax levy. Taxes become delinquent on April 1 of each year and tax certificates for the full amount of any unpaid taxes and assessments must be sold not later than June 1 each year.

⁽¹⁾ - The taxes for a tax year is based on the value as of January 1. Those taxes become due and payable on November 1 of each year. Therefore, the taxes levied for the 2007 tax year Ad Valorem Assessment Roll of Leon County is due beginning November 2007. Taxes paid based on this will be paid during the following fiscal year, 2007-2008.

⁽²⁾ - In anticipation of the implementation of GASB 44, we modified our system to begin separately tracking delinquent taxes by levy year. As a result, this detailed information has been provided effective with the 2002 year. Before this date, this column represents the total amount of collection of delinquent taxes for all prior years.

Source: Leon County Property Appraiser/ Leon County Tax Collector

Leon County, Florida
Ratios of Outstanding Debt by Type
Last Ten Fiscal Years

Schedule 9

Year	Governmental Activities				Total Primary Government	Percentage of Personal Income ⁽¹⁾	Debt Per Capita ⁽¹⁾
	General Obligation Bonds	Revenue Bonds	Capital Leases	Notes Payable			
1999	-	109,472,007	-	-	109,472,007	1.83%	464
2000	-	102,027,000	3,878,000	-	105,905,000	1.69%	442
2001	-	94,915,000	2,011,500	-	96,926,500	1.49%	397
2002	-	86,470,000	117,151	-	86,587,151	1.30%	349
2003	-	98,110,000	81,761	-	98,191,761	1.43%	384
2004	-	88,965,000	44,913	-	89,009,913	1.22%	337
2005	-	101,990,000	6,546	-	101,996,546	1.30%	376
2006	-	97,755,000	-	4,466,238	102,221,238	**	375
2007	-	93,305,000	-	4,185,927	97,490,927	**	357
2008	-	88,630,000	-	3,875,045	92,505,045	**	337

⁽¹⁾ - Personal Income Information and Population Information is available on Schedule 14 - Demographic and Economic Statistics.

** - Personal income data was not available.

Leon County, Florida
 Direct and Overlapping Governmental Activities Debt
 As of September 30, 2008

Schedule 11

Governmental Unit	Debt Outstanding	Estimated Percentage Applicable	Estimated Share of Direct and Overlapping Debt
Overlapping debt			
City of Tallahassee	\$ 84,135,000	100.00%	84,135,000
Leon County School Board	35,827,000	100.00%	35,827,000
Subtotal, overlapping debt			\$ <u>119,962,000</u>
Direct debt			\$ 88,630,000
Total direct and overlapping debt			\$ <u><u>208,592,000</u></u>

Note: All of the county's direct debt is non self-supporting revenue debt; the county has no general obligation debt.

Source: Debt outstanding data provided by each governmental unit.

Leon County, Florida
Pledged Revenue Coverage
Last Ten Fiscal Years

Schedule 13

Fiscal Year	Pledged Revenues	Debt Service Requirements										Debt Coverage
		2005	2003A	2003B	1999	1998A	1998B	1997	1993	1991	Total	
1999	20,676,307	\$ -	\$ -	\$ -	\$ 499,921	\$ 485,500	\$ 746,980	\$ 565,597	\$ 1,594,973	\$ 2,248,702	\$ 6,259,220	3.30
2000	17,045,667	\$ -	\$ -	\$ -	\$ 1,724,763	\$ 485,500	\$ 2,875,000	\$ 565,823	\$ 1,586,823	\$ -	\$ 7,355,457	2.32
2001	17,153,805	\$ -	\$ -	\$ -	\$ 1,726,887	\$ 485,500	\$ 2,871,238	\$ 565,622	\$ 1,169,097	\$ -	\$ 7,355,892	2.33
2002	17,572,702	\$ -	\$ -	\$ -	\$ 1,717,958	\$ 485,500	\$ 2,873,800	\$ 564,873	\$ 437,593	\$ -	\$ 13,183,817	1.33
2003	18,928,403	\$ -	\$ 112,499	\$ 192,149	\$ 1,728,558	\$ 485,500	\$ 2,872,163	\$ 563,433	\$ 1,705,093	\$ -	\$ 13,119,782	1.44
2004	20,368,915	\$ -	\$ 352,170	\$ 601,510	\$ 1,718,003	\$ 485,500	\$ 1,871,325	\$ 566,282	\$ 1,712,443	\$ -	\$ 12,866,077	1.58
2005	22,175,386	\$ 1,006,208	\$ 352,170	\$ 601,510	\$ 1,107,093	\$ 242,750	\$ 2,876,025	\$ 451,099	\$ 1,709,903	\$ -	\$ 8,346,758	2.66
2006	22,234,394	\$ 2,552,175	\$ 352,170	\$ 601,510	\$ 490,205	\$ -	\$ 2,880,738	\$ 340,170	\$ 1,709,455	\$ -	\$ 8,926,423	2.49
2007	21,417,612	\$ 2,552,175	\$ 352,170	\$ 601,510	\$ 498,325	\$ -	\$ 2,870,200	\$ 340,600	\$ 1,714,375	\$ -	\$ 8,929,355	2.40
2008	20,968,947	\$ 2,896,537	\$ 352,170	\$ 601,510	\$ 2,200,275	\$ -	\$ 2,874,937	\$ -	\$ -	\$ -	\$ 8,925,429	2.35

NOTE: Pledged Revenues include Race Track Funds, County Officers Excess Fees, License Revenue from State, Landfill Net Operating Revenues, Forestry Receipts, Electric Franchise Fees, Sheriff's Fees, and Local Government Half-Cent Sales Tax.

Leon County, Florida
Demographic and Economic Statistics
Last Ten Fiscal Years

Schedule 14

Year	Population ⁽¹⁾	Personal Income ⁽²⁾ <i>(thousands of dollars)</i>	Per Capita Income ⁽²⁾	Public School Enrollment ⁽³⁾	Unemployment Rate ⁽⁴⁾		
					Leon County	Florida	United States
1999	235,760	5,978,233	25,345	29,641	2.6%	4.0%	4.2%
2000	239,452	6,255,318	26,068	29,979	3.0%	3.8%	4.0%
2001	244,208	6,517,209	27,248	30,064	3.5%	4.7%	4.7%
2002	248,039	6,659,704	27,783	31,855	4.3%	5.7%	5.8%
2003	255,500	6,856,523	28,252	32,194	4.0%	5.3%	6.0%
2004	263,896	7,301,074	29,959	31,878	3.7%	4.7%	5.5%
2005	271,111	7,861,004	32,188	32,316	3.2%	3.8%	5.1%
2006	272,497	8,566,531	33,216	32,383	2.7%	3.3%	4.6%
2007	272,896	N/A ⁽⁵⁾	N/A ⁽⁵⁾	32,472	2.9%	3.8%	4.6%
2008	274,892	N/A ⁽⁵⁾	N/A ⁽⁵⁾	32,537	* 5.4%	7.8%	7.1%

- Notes:** (1) Source: Florida Research and Economic Database: U.S. Department of Commerce, Bureau of the Census and University of Florida - Bureau of Economic and Business Research
(2) Source: Florida Research and Economic Database: U.S. Department of Commerce, Bureau of Economic Analysis
(3) Source: Florida Department of Education: Education Information & Accountability Services
(4) Source: Florida Research and Economic Database: U.S. Department of Labor, Bureau of Labor Statistics; Florida Agency for Workforce Innovation: Labor Market Statistics, Local Area Unemployment Statistics Program
(5) Information is not available.
* 2008 Unemployment rates are preliminary calculations.

Leon County, Florida
Principal Employers
Current Year and Nine Years Ago

Schedule 15

Employer	2008			1999		
	Employees	Rank	Percentage of Total Employment	Employees	Rank	Percentage of Total Employment
State of Florida	24,908	1	17.34%	28,616	1	21.64%
Florida State University	7,843	2	5.46%	10,202	2	7.71%
Leon County Schools	4,000	3	2.78%	4,786	3	3.62%
Tallahassee Memorial HealthCare	3,480	4	2.42%	3,172	6	2.40%
City of Tallahassee	2,633	5	1.83%	3,933	4	2.97%
Florida A&M University	2,681	6	1.87%	3,336	5	2.52%
Leon County	1,522	7	1.06%			
ACS Inc.	1,200	8	0.84%			
Tallahassee Community College	1,090	9	0.76%			
Capital Regional Medical Center	878	10	0.61%			
Publix Super Markets				1,500	7	1.13%
McKenzie Tank Lines				853	8	0.65%
Tallahassee/Leon County Civic Center				800	9	0.60%
Sprint				700	10	0.53%
Total Top Ten Employers	<u>50,235</u>		<u>34.96%</u>	<u>57,898</u>		<u>43.78%</u>
Total Employment within Leon County	<u>143,679</u>		<u>100.00%</u>	<u>132,244</u>		<u>100.00%</u>

Sources:

Tallahassee Chamber of Commerce
Tallahassee Leon County Economic Development Council
Florida State University, Office of Institutional Research, Fact Sheet
FL DOE, EIAS Publications
State of Florida, Department of Management Services, People First Data Warehouse

Leon County, Florida
 Full-Time Equivalent County Government Employees by Function/Program
 Last Five Fiscal Years

Schedule 16

Function/Program	<u>2004</u>	<u>2005</u>	<u>2006</u>	<u>2007</u>	<u>2008</u>
Governmental Activities					
Legislative/Administrative					
County Commission	14	14	14	14	14
County Attorney	12	12	13	13	12
Administration	4	4	4	4	4
Other	23	23	23	23	22
Constitutional					
Clerk of Circuit Court (non court related beginning 2005)	180.5	25	26	26	26
Property Appraiser	51	56	57	58	58
Supervisor of Elections	14	16	16	17	17
Tax Collector	85	85	86	86	86
Public Safety					
Sheriff	610	615	622	640	641
Public Services					
EMS	77	77	85	94.1	95.5
Other	73.92	71.92	74.17	75.18	67.18
Management Services	136	140	140.5	150	150
Growth & Environmental Management	66	64	65	69	69
Public Works	195	195	195.5	196	196
Culture/Recreation					
Libraries	115.2	115.2	115.2	115.2	115.7
Parks	19.5	19.5	24	25	25
Court Related	7	7	6	6	7
Court Related-Clerk's Office		156.5	156.5	156.5	156.5
Business-Type Activity					
Physical Environment					
Solid Waste	42.5	43.5	46.5	47	47
<u>Leon County Total</u>	<u>1,725.62</u>	<u>1,739.62</u>	<u>1,769.37</u>	<u>1,814.98</u>	<u>1,808.88</u>

Source: Leon County Annual Budget
 Note: Data for prior five years is not currently available.

Leon County, Florida
Operating Indicators by Function/Program
Last Five Fiscal Years

Schedule 17

Function/Program	2004	2005	2006	2007	2008
General Government					
Community Development					
Building permits issued	--	3,145	3,191	3,033	3,437
Environmental inspections performed	30,798	40,968	31,902	32,042	27,720
Public Safety					
EMS					
E-911 calls processed	24,910	27,235	28,084	29,246	30,815
Transports made	--	17,517	18,605	19,710	21,203
Sheriff Department					
Warrants served	2,946	5,734	4,691	4,785	4,881
Civil processes served	25,576	28,740	29,326	29,913	32,570
Follow-up criminal investigations conducted	7,250	8,850	8,130	8,250	10,882
Transportation					
Repair sign panels	5,256	5,474	8,208	7,000	7,000
Asphalt road repairs (tons)	1,166	1,250	1,270	1,000	1,250
Human Services					
Number of emergency services provided	227	220	230	200	218
Health Services					
Number of clients provided health services	7,188	6,842	5,000	5,000	10,857
Animal Services					
Requests for services	7,800	7,540	7,718	7,800	8,786
Responded to reported animal cruelty complaints	--	292	215	220	387
Culture/Recreation					
Libraries					
Number of cardholders	113,430	130,417	147,825	163,508	177,952
Items available for circulation	--	2,036,550	2,031,326	2,071,953	2,071,953
Number of library visits	--	1,151,712	1,188,542	1,212,313	1,212,313
Parks and Recreation					
Number of community parks	11	11	14	14	14
Number of boat landings	25	22	22	22	23
Number of sports facilities	8	8	8	8	8
Number of campgrounds	3	3	3	3	3
Number of community centers	5	5	5	5	5
Number of greenways	2	2	2	2	2
Number of youth participating in sports activities	2,984	3,516	4,290	4,500	2,975
Court Related					
Probation and Pre-trial Release					
Supervision of defendants through GPS program	--	358/month	300/month	300/month	64/month
Business-Type Activity					
Environment					
Solid Waste					
Annual tonnage processed at Transfer Station	184,456	181,656	188,542	192,313	189,000
Tons of materials recycled annually	1,717	1,562	1,530	1,700	1,720
Stormwater Maintenance					
Cleaning and reshaping of roadside ditches	177,193	225,000	225,000	225,000	225,000
Hazardous Waste					
Total lbs of hazardous material processed	15,620	499,990	390,000	390,000	387,130
Petroleum storage tanks inspected	530	520	590	590	540
Water quality sampled and analyzed	3,658	3,600	3,600	3,600	8,751

Sources: Leon County Annual Budgets and Leon County Annual Reports

Note: Data for the prior five years is not currently available. In some cases, statistics for 2008 are estimates.

Leon County, Florida
 Capital Asset Statistics by Function/Program
 Last Five Fiscal Years

Schedule 18

<u>Function/Program</u>	<u>2004</u>	<u>2005</u>	<u>2006</u>	<u>2007</u>	<u>2008</u>
<u>General Government</u>					
Building and Grounds					
Total square footage of facilities maintained	1,289,351	1,289,351	1,312,684	1,312,684	1,345,648
Vehicles	205	213	158	177	221
Heavy Equipment Vehicles	60	63	79	87	85
Public Safety					
Sheriff Department					
Vehicles	53	63	70	73	107
Transportation					
Road and Bridge					
Bridges Maintained	16	16	16	31	31
Vehicles	14	14	14	24	15
Culture/Recreation					
Libraries					
Locations	5	5	5	6	6
Parks and Recreation					
Number of County Parks	36	36	36	53	35
Acreage	2,141.6	2,159.14	2,527.84	2,843.00	2,970.00
<u>Business-Type Activity</u>					
Physical Environment					
Solid Waste					
Vehicles	9	9	9	13	15
Heavy Equipment Vehicles	6	8	15	13	16
Landfill					
Landfill acres	178	178	178	178	178

Sources: Leon County Annual Budgets and Leon County Annual Reports, Asset Information Files, and Departmental Records

Note: Data for prior five years is not currently available.